



Eric Adams
Mayor

Ydanis Rodriguez
Commissioner

COMMUNITY BOARD FEEDBACK PACKAGE

Please review this application and provide the required feedback.

Manhattan Community Board 4's (MCB4) recommendation is based on a vote at its January 6, 2025 Full Board Meeting with 40 members in favor of the recommendation, 0 member opposed, 0 members abstaining and 0 present but not eligible.

DINING OUT NYC

COMMUNITY BOARD RECOMMENDATION FORM

This form is to be used by community boards during the cafe review process. Any comments from the community board should be recorded on this form and submitted to NYC DOT. For information pertaining to specific cafe design requirements, visit the Dining Out NYC website for program legislation, rules, and Setup Guides.

Business Name: KOCHI

Cafe Address: 652 10TH AVE, NEW YORK, NY, 10036

Application Number: 20240618010007

CB Review Period: 40 days from receipt of application- due on business days

NYCDOT Internal Use Only

Sidewalk Cafe Setup Feedback:

☐ Community Board chooses to WAIVE review

Comments related to the cafe's physical footprint and dimensions:
On the West 46th Street side of the cafe, the proposed Site Plan does not provide for the required 8 foot pedestrian clear path between the cafe perimeter and the street tree bed. To provide for the required clear path, the applicant has agreed to reduce the West 46th Street cafe to 3 tables with 2 seats each and has provided the attached Revised Site Plan.

Comments related to pedestrian flow (i.e., visibility, safety , potential crowding):
Although applicant has open-air sidewalk cafe (not an enclosed sidewalk cafe), applicant has improperly enclosed the cafe with canvas walls which obstructs visibility and add to sidewalk crowding.

Comments related to potential conflicts with existing curb use (i.e., planters, bike racks, bus stops):

Please check one of the recommendations below, either **approval**, **denial**, or **approval with modifications** relating to the above application:

☐ Community Board recommends **approval**

☐ Community Board recommends **denial**

☒ Community Board recommends **approval w/ modifications**
Recommended modifications (only if approved w/ modifications):
To provide for the required 8 foot pedestrian clear path, MCB4 requests modifications to the layout of the West 46th Street cafe. Applicant has agreed to these modifications, has reduced this side of the cafe to 3 tables with 2 seats each, and has provided the attached Revised Site Plan. MCB4's recommendation of approval is conditioned on this modification AND on applicant's permanently removing all canvas walls enclosing the cafe, which are not permitted for open air cafes.

☒ Applicant acknowledges and agrees to modifications relating to the above referenced application

☐ Applicant acknowledges **BUT** does **NOT** agree with modifications relating to the above referenced application. If this box is checked, please provide NYC DOT with documentation of such agreement for NYC DOT's consideration.

Nelly Gonzalez
Community Board Authorizing Name


Community Board Authorizing Signature

1/3/25
Date

On 12/10/24 the Business Licenses & Permits Committee voted to recommend approval with modifications. This application is subject to ratification by the Full Board on Monday, January 6, 2025.

RESTAURANT DETAILS

Food Service Establishment Permit(FSEP)

FSEP#: 50099805

Expiration Date: 10/31/2025

DOHMH Status: CURRENT

Business Legal Name: SC HOSPITALITY LLC

Assumed Name: KOCHI

Business Address: 652 10TH AVE, NEW YORK, NY 10036

Venue Type: Restaurant (no bar)

Last updated from DOHMH: 11/22/2024

Restaurant Information

Entity Type: Limited Liability Corporation (LLC) 4953513

Phone: (646) 478-7308

Email Address: admin@kochinyc.com

Secondary Email Address: sung@kochinyc.com

DOS Information

DOS ID#: 5524662

Process Name: SC Hospitality

DOS Address: 652 10th ave, New York, New York 10036

NYS Liquor Authority Information

NYSLA Serial No: 034022111144

License Type: On-Premises

Name of License: SC Hospitality

Title of Representative: Chef Owner

Name of Certificate Holder: Sungchul Shim

User Information

Created By: Sungchul Shim

Created On: 6/4/2024 2:03:56 PM

Modified By: Sungchul Shim

Modified On: 6/18/2024 10:12:54 AM

Business hours

Sun: 5:00 PM- 9:30 PM

Mon: 5:00 PM- 9:30 PM

Tues: 5:00 PM- 9:30 PM

Wed: 5:00 PM- 9:30 PM

Thurs: 5:00 PM- 9:30 PM

Fri: 5:00 PM- 10:00 PM

Sat: 5:00 PM- 10:00 PM



10th Avenue Frontage

SECTION 1: Site Plan

- This Site Plan form is required to be uploaded in the "Sidewalk Site Plan" field of your online application.
- Refer to the [How to Apply](#) page in the Dining Out NYC website for more information about the application process.

Identify Clear Path Requirements:

Clear path requirement for your sidewalk cafe can be found by identifying your corridor type on the DOT's Pedestrian Demand Map.

- ☐ C1- Global Corridor (12 feet Clear Path)
- ☐ C2- Regional Corridor (10 feet Clear Path)
- ☒ C3- Neighborhood Corridor, Community Connector, or Baseline Street (8 feet Clear Path)

Setup Area Identification:

- ☐ Please check this box if you plan to have outdoor dining located partially within private property. If you are uncertain, please request records from your property owner/manager.
- ☐ Please check this box if all or part of your sidewalk cafe is in a sidewalk widening area, developed pursuant to the NYC Zoning Resolution. If so, indicate the property line in the site plan drawing below.



Sidewalk Cafe Site Plan Form

Applicant Name: Sungchul Shim

Restaurant Name: 2 Hospitality

FSEP Number: 5009805

Drawing Requirements

Food service establishment frontage shown by:

- Line representing the establishment's space facing the sidewalk
- Length
- Labels

Private Property shown as:

- Dashed line

Street names:

- Labels on each street

Sidewalk shown as:

- Line representing street curb
- Width measured from building line to curb line

Building entrances shown as:

- Label

Cafe perimeter shown as:

- Lines indicating perimeter
- Length and width

Set-up furniture (tables, chairs, etc.) shown as:

- Lines or symbols at approximate location within setup

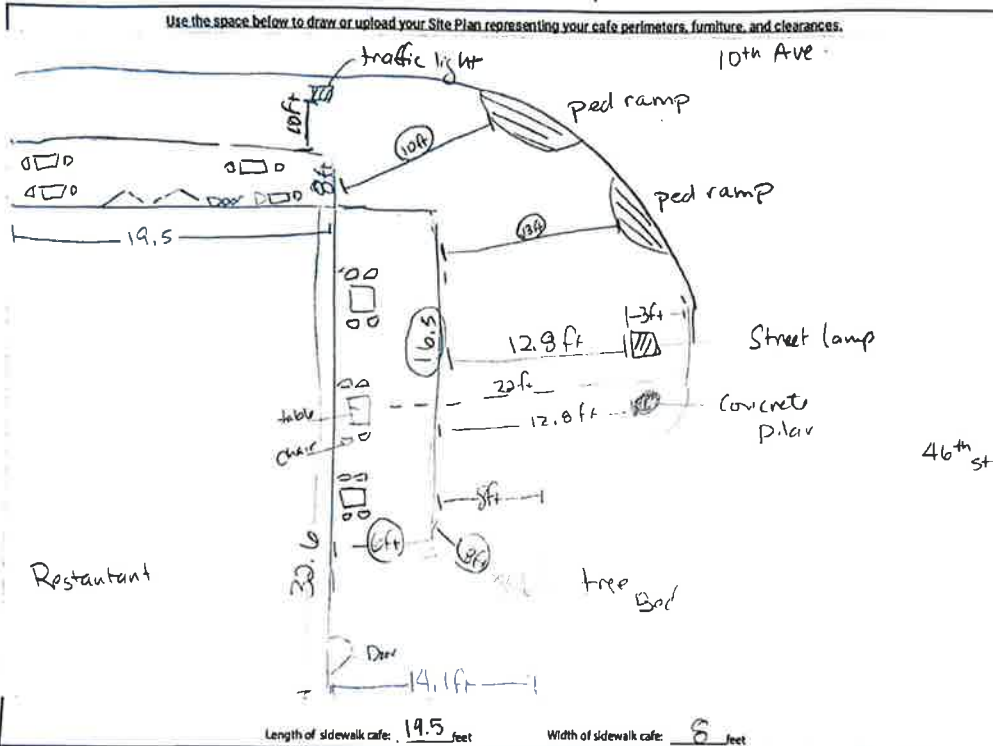
Elements (in Section 2 of this form) within 15 feet of cafe perimeter, shown as:

- Lines or symbols
- Distance from cafe perimeter
- Labels

Utility coverings (water/gas valves, and pull boxes) shown as:

- Symbols representing the location within the setup

North arrow



SECTION 2: Required Clearances

Please provide distances from the following objects.
Only provide a distance if the listed object is within 15 feet of your proposed setup.
Refer to the [Setup Guides](#) in the Dining Out NYC website for more information regarding clearances.

Elements with minimum 15 feet clearance from sidewalk cafe:

☐ S01- Subway Stair: Open End _____ feet

Elements with minimum 10 feet clearance from sidewalk cafe:

☐ S02- Subway Elevator Entrance _____ feet ☐ S04- MTA Curb Cut _____ feet
☐ S03- Exhaust Duct _____ feet ☐ S05- FDNY Curb Cut _____ feet

Elements with minimum 8 feet clearance from sidewalk cafe:

☒ S06- Street Tree Bed _____ feet ☐ S13- Newsstand _____ feet
☐ S07- Mailbox _____ feet ☒ S14- Streetlight _____ feet
☐ S08- LinkNYC Kiosk _____ feet ☐ S15- Bus Stop Pole _____ feet
☐ S09- Wayfinding Kiosk _____ feet ☐ S16- Fire Hydrant _____ feet
☐ S10- E-charging Station _____ feet ☐ S17- Bus Stop Shelter _____ feet
☐ S11- Parking Meter _____ feet ☒ S18- Traffic Signal _____ feet
☐ S12- SBS Fare Machine _____ feet

Elements with minimum 5 feet clearance from sidewalk cafe:

☐ S19- CitiBike/Bike Share Station _____ feet ☐ S24- Emergency Exit Hatch _____ feet
☐ S20- Bike Corral _____ feet ☐ S25- Subway Stair: Closed End _____ feet
☐ S21- Micromobility Station _____ feet ☐ S26- Subway Elevator: Non-Entry _____ feet
☒ S22- Primary Building Entrance _____ feet ☐ S27- Siamese Connection _____ feet
☒ S23- Curb Cut _____ feet

Elements with minimum 3 feet clearance from sidewalk cafe:

☐ S28- Elevated Train Infrastructure _____ feet ☐ S29- Transformer Vault _____ feet

Elements with minimum 1 foot 6 inches clearance from sidewalk cafe elements:

☐ S30- Vent Infrastructure: _____ inches ☐ S31- Manholes _____ inches
utility vent poles, vent
grates, subway grates

☒ Check this box if none of the objects listed above are within 15 feet of the proposed setup.



SECTION 3: Material Requirements

- Please indicate which of the following materials will be part of your sidewalk cafe by checking the box next to the category. If applicable, please confirm the materials comply with the Dining Out NYC requirements by checking the box next to the associated requirement.
- Refer to the [Setup Guides](#) in the Dining Out NYC website for more information regarding materials.

Materials Checklist:

Required

☒ Perimeter Demarcation (All of the following must be met)

- ☒ Perimeter demarcation must be clear and visible by using a lightweight and removable with supporting base wall, railing, planter, fence, or stanchion and rope.
- ☒ Maximum height is 2 feet 6 inches (excluding planting(s)).
- ☒ Not affixed to the sidewalk.

Optional- Only check the material categories you intend to use in your sidewalk cafe.

☒ Furnishings (If using, the first two below must be met)

- ☒ Lightweight and easily movable.
- ☒ Not affixed to the sidewalk.
- ☒ Check here if you plan to place tables/chairs on top of a cellar or basement door. If so, please complete the or Basement Door Certification.

☒ Awnings Physically Attached to the Building (if using, all of the following must be met)

- ☒ Minimum 8 feet height from the ground and does not exceed 10 feet height.
- ☒ Easily removable, comprised of fire-grade and wind resistant materials.
- ☒ Does not extend beyond the perimeter of the sidewalk cafe.
- ☒ Complies with the New York City Building Code. Please note that this may require additional permits from DOB and/or approval from the Landmarks Preservation Commission (LPC) as applicable.

☒ Overhead Coverings/ Umbrellas (if using, all of the following must be met)

- ☒ Minimum 7 feet height from the ground and does not exceed 10 feet height.
- ☒ Easily removable, comprised of fire-grade and wind resistant materials.
- ☒ Does not extend beyond the perimeter of the sidewalk cafe.
- ☒ The umbrella/overhead covering has a weighted base and any supports are not affixed to the sidewalk.
- ☒ Any support structures are of sufficient size and strength, made of durable materials, and free of defects.

☒ Lighting and Electrical Connections (If using, all of the following must be met)

- ☒ Any lighting is outdoor rated, properly secured, and lightweight.
- ☒ Connection is directly connected to ground floor restaurant's power source and within the perimeter of the cafe.
- ☒ Does not extend beyond the perimeter of the sidewalk cafe.
- ☒ Does not exceed 10 feet in height.
- ☒ Not attached to any City property, including street trees.
- ☒ Electrical work complies with the applicable requirements set forth in DOT's rules and the New York City Electrical Code. Please note that this may require additional permits from DOB or FDNY, and/or approval from the Landmarks Preservation Commission (LPC) as applicable.

***SUPERSEDED**

46th St Frontage

SECTION 1: Site Plan

- This Site Plan form is required to be uploaded in the "Sidewalk Site Plan" field of your online application.
- Refer to the [How to Apply](#) page in the Dining Out NYC website for more information about the application process.

Identify Clear Path Requirements:

Clear path requirement for your sidewalk cafe can be found by identifying your corridor type on the DOT's Pedestrian Mobility Plan Pedestrian Demand Map.

- ☐ C1- Global Corridor (12 feet Clear Path)
- ☐ C2- Regional Corridor (10 feet Clear Path)
- ☒ C3- Neighborhood Corridor, Community Connector, or Baseline Street (8 feet Clear Path)

Setup Area Identification:

- ☐ Please check this box if you plan to have outdoor dining located partially within private property. If you are uncertain, please request records from your property owner/manager.
- ☐ Please check this box if all or part of your sidewalk cafe is in a sidewalk widening area, developed pursuant to the NYC Zoning Resolution. If so, indicate the property line in the site plan drawing below.



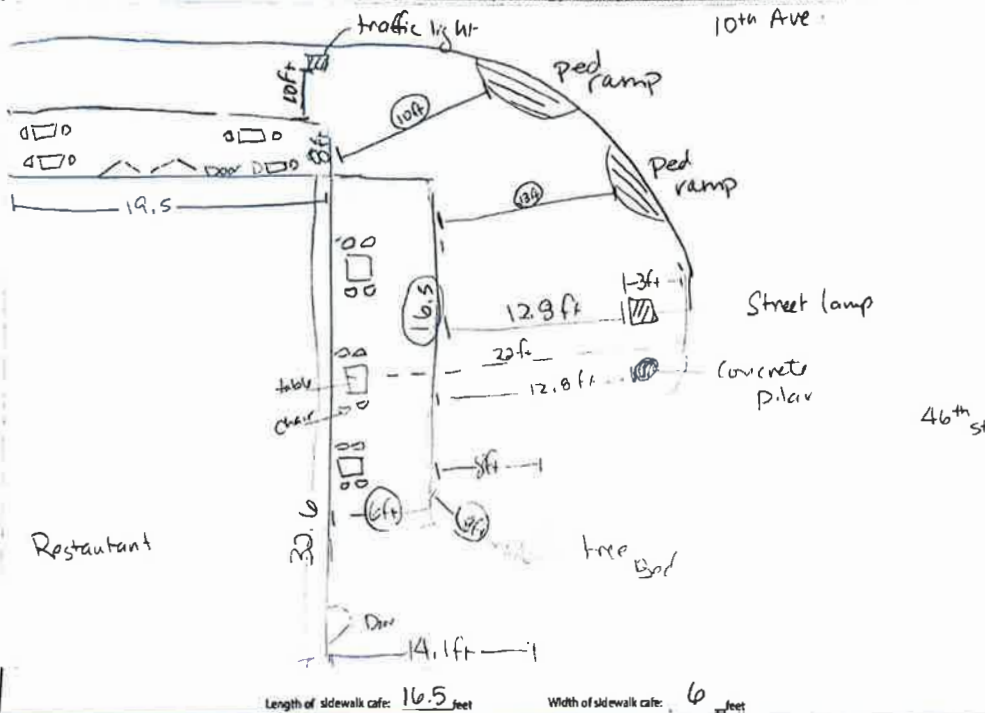
Sidewalk Cafe Site Plan Form

Applicant Name: Sunachul Shim

Restaurant Name: 2 Hospitality

FSEP Number: 5009305

Use the space below to draw or upload your Site Plan representing your cafe perimeters, furniture, and clearances.



Drawing Requirements

- Food service establishment frontage shown by:
- Line representing the establishment's space facing the sidewalk
 - Length
 - Labels

- Private Property shown as:
- Dashed line

- Street names:
- Labels on each street

- Sidewalk shown as:
- Line representing street curb
 - Width measured from building line to curb line

- Building entrances shown as:
- Label

- Cafe perimeter shown as:
- Lines indicating perimeter
 - Length and width

- Set-up furniture (tables, chairs, etc.) shown as:
- Lines or symbols at approximate location within setup

- Elements (in Section 2 of this form) within 15 feet of cafe perimeter, shown as:
- Lines or symbols
 - Distance from cafe perimeter
 - Labels

- Utility coverings (water/gas valves, and pull boxes) shown as:
- Symbols representing the location within the setup

North arrow

SECTION 2: Required Clearances

Please provide distances from the following objects.
Only provide a distance if the listed object is within 15 feet of your proposed setup.
Refer to the Setup Guides in the Dining Out NYC website for more information regarding clearances.

Elements with minimum 15 feet clearance from sidewalk cafe:

☐ S01- Subway Stair: Open End _____ feet

Elements with minimum 10 feet clearance from sidewalk cafe:

☐ S02- Subway Elevator Entrance _____ feet

☐ S04- MTA Curb Cut _____ feet

☐ S03- Exhaust Duct _____ feet

☐ S05- FDNY Curb Cut _____ feet

Elements with minimum 8 feet clearance from sidewalk cafe:

☒ S06- Street Tree Bed _____ feet

☐ S13- Newsstand _____ feet

☐ S07- Mailbox _____ feet

☒ S14- Streetlight _____ feet

☐ S08- LinkNYC Kiosk _____ feet

☐ S15- Bus Stop Pole _____ feet

☐ S09- Wayfinding Kiosk _____ feet

☐ S16- Fire Hydrant _____ feet

☐ S10- E-charging Station _____ feet

☐ S17- Bus Stop Shelter _____ feet

☐ S11- Parking Meter _____ feet

☒ S18- Traffic Signal _____ feet

☐ S12- SBS Fare Machine _____ feet

Elements with minimum 5 feet clearance from sidewalk cafe:

☐ S19- CitiBike/Bike Share Station _____ feet

☐ S24- Emergency Exit Hatch _____ feet

☐ S20- Bike Corral _____ feet

☐ S25- Subway Stair: Closed End _____ feet

☐ S21- Micromobility Station _____ feet

☐ S26- Subway Elevator: Non-Entry _____ feet

☒ S22- Primary Building Entrance _____ feet

☐ S27- Siamese Connection _____ feet

☒ S23- Curb Cut _____ feet

Elements with minimum 3 feet clearance from sidewalk cafe:

☐ S28- Elevated Train Infrastructure _____ feet

☐ S29- Transformer Vault _____ feet

Elements with minimum 1 foot 6 inches clearance from sidewalk cafe elements:

☐ S30- Vent Infrastructure: _____ inches

☐ S31- Manholes _____ inches

utility vent poles, vent _____ inches

grates, subway grates _____ inches

☒ Check this box if none of the objects listed above are within 15 feet of the proposed setup.



SECTION 3: Material Requirements

- Please indicate which of the following materials will be part of your sidewalk cafe by checking the box next to the category. If applicable, please confirm the materials comply with the Dining Out NYC rules by checking the box next to the associated requirement.
- Refer to the Setup Guides in the Dining Out NYC website for more information regarding materials.

Materials Checklist:

Required

☒ Perimeter Demarcation (All of the following must be met)

- ☒ Perimeter demarcation must be clear and visible by using a lightweight and removable set including base wall, railing, planter, fence, or stanchion and rope.
- ☒ Maximum height is 2 feet 6 inches (excluding planting(s)).
- ☒ Not affixed to the sidewalk.

Optional- Only check the material categories you intend to use in your sidewalk cafe

☒ Furnishings (If using, the first two below must be met)

- ☒ Lightweight and easily movable
- ☒ Not affixed to the sidewalk.
- ☒ Check here if you plan to place tables/chairs on top of a cellar or basement door. If so, please complete the Cellar or Basement Door Certification.

☒ Awnings Physically Attached to the Building (If using, all of the following must be met)

- ☒ Minimum 8 feet height from the ground and does not exceed 10 feet height
- ☒ Easily removable, comprised of fire-grade and wind resistant materials
- ☒ Does not extend beyond the perimeter of the sidewalk cafe
- ☒ Complies with the New York City Building Code. Please note that this may require additional permits from DOB and/or approval from the Landmarks Preservation Commission (LPC) as applicable.

☒ Overhead Coverings/ Umbrellas (If using, all of the following must be met)

- ☒ Minimum 7 feet height from the ground and does not exceed 10 feet height
- ☒ Easily removable, comprised of fire-grade and wind resistant materials
- ☒ Does not extend beyond the perimeter of the sidewalk cafe
- ☒ The umbrella/overhead covering has a weighted base and any supports are not affixed to the sidewalk
- ☒ Any support structures are of sufficient size and strength, made of durable materials, and free of defects

☒ Lighting and Electrical Connections (If using, all of the following must be met)

- ☒ Any lighting is outdoor rated, properly secured, and lightweight
- ☒ Connection is directly connected to ground floor restaurant's power source and within the perimeter of the cafe.
- ☒ Does not extend beyond the perimeter of the sidewalk cafe
- ☒ Does not exceed 10 feet in height.
- ☒ Not attached to any City property, including street trees.
- ☒ Electrical work complies with the applicable requirements set forth in DOT's rules and the New York City Electrical Code. Please note that this may require additional permits from DOB or FDNY, and/or approval from the Landmarks Preservation Commission (LPC) as applicable.

*REVISED SITE PLANS

SECTION 1: Site Plan

- This Site Plan form is required to be uploaded in the "Sidewalk Site Plan" field of your online application.
- Refer to the [How to Apply](#) page in the Dining Out NYC website for more information about the application process.

Identify Clear Path Requirements:

Clear path requirement for your sidewalk cafe can be found by identifying your corridor type on the DOT's Pedestrian Mobility Plan [Pedestrian Demand Map](#).

- ☐ C1- Global Corridor (12 feet Clear Path)
- ☐ C2- Regional Corridor (10 feet Clear Path)
- ☐ C3- Neighborhood Corridor, Community Connector, or Baseline Street (8 feet Clear Path)

Setup Area Identification :

- ☐ Please check this box if you plan to have outdoor dining located partially within private property. If you are uncertain, please request records from your property owner/manager.
- ☐ Please check this box if all or part of your sidewalk cafe is in a sidewalk widening area, developed pursuant to the NYC Zoning Resolution. If so, indicate the property line in the site plan drawing below.



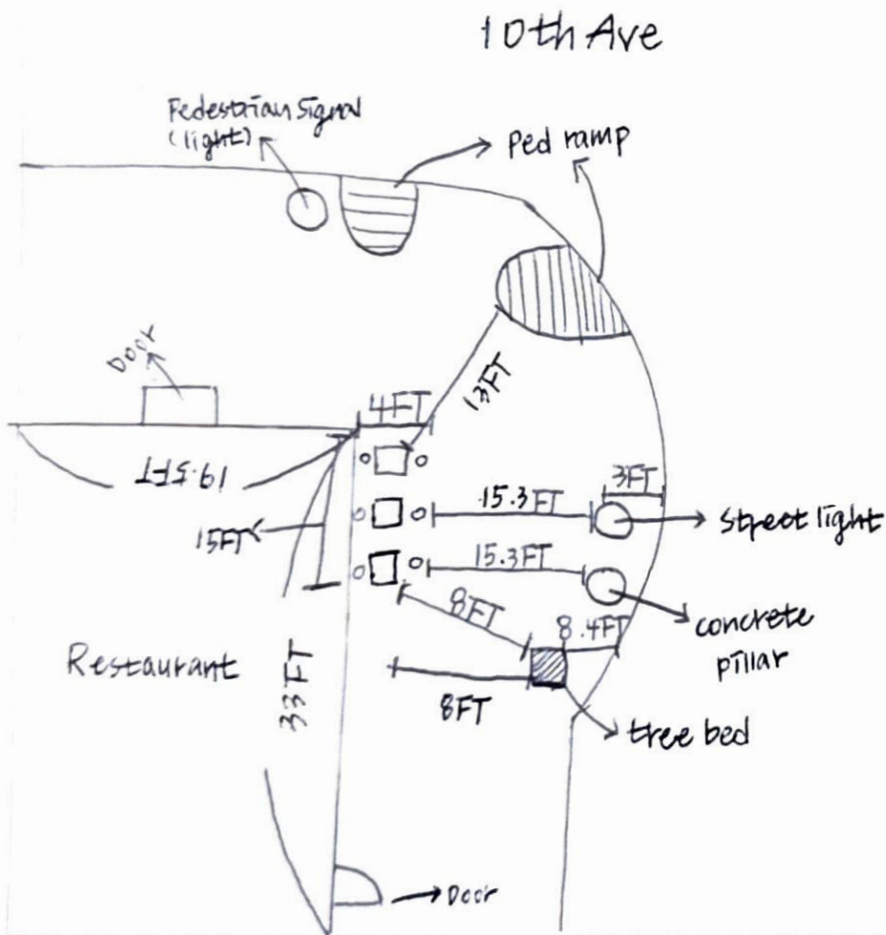
Sidewalk Cafe Site Plan Form

Applicant Name: Sungchul Shim

Restaurant Name: SC Hospitality

FSEP Number: 5009805

Use the space below to draw or upload your Site Plan representing your cafe perimeters, furniture, and clearances.



Drawing Requirements

Food service establishment frontage shown by:

- Line representing the establishment's space facing the sidewalk
- Length
- Labels

Private Property shown as:

- Dashed line

Street names:

- Labels on each street

Sidewalk shown as:

- Line representing street curb
- Width measured from building line to curb line

Building entrances shown as:

- Label

Cafe perimeter shown as:

- Lines indicating perimeter
- Length and width

Set-up furniture (tables, chairs, etc.) shown as:

- Lines or symbols at approximate location within setup

Elements (in Section 2 of this form) within 15 feet of cafe perimeter, shown as:

- Lines or symbols
- Distance from cafe perimeter
- Labels

Utility coverings (water/gas valves, and pull boxes) shown as:

- Symbols representing the location within the setup

North arrow

Length of sidewalk cafe: _____ feet

Width of sidewalk cafe: _____ feet