



Eric Adams  
Mayor  
Ydanis Rodriguez  
Commissioner

# COMMUNITY BOARD FEEDBACK PACKAGE

**Please review this application and provide the required feedback.**

# DINING OUT NYC

# COMMUNITY BOARD RECOMMENDATION FORM

This form is to be used by community boards during the cafe review process. Any comments from the community board should be recorded on this form and submitted to NYC DOT. For information pertaining to specific cafe design requirements, visit the Dining Out NYC website for program legislation, rules, and Setup Guides.

**Business Name:** Shaffer's

**Cafe Address:** 151 8TH AVE, NEW YORK, NY, 10011

**Application Number:** 20240629010002

**Recommendation Response Deadline:** 12/14/2024

NYCDOT Internal Use Only

### Sidewalk Cafe Setup Feedback:

Community Board chooses to **WAIVE** review

Comments related to the cafe's **physical footprint and dimensions**:

Comments related to **pedestrian flow** (i.e., visibility, safety, potential crowding):

Comments related to potential conflicts with **existing curb use** (i.e., planters, bike racks, bus stops):

Please check one of the recommendations below, either **approval**, **denial**, or **approval with modifications** relating to the above application:

Community Board recommends **approval**

Community Board recommends **denial**

Community Board recommends **approval w/ modifications**

Recommended modifications (**only if approved w/ modifications**):

Applicant acknowledges and agrees to modifications relating to the above referenced application

Applicant acknowledges **BUT** does **NOT** agree with modifications relating to the above referenced application. If this box is checked, please provide NYC DOT with documentation of such agreement for NYC DOT's consideration.

Nelly Gonzalez

Community Board Authorizing Name

  
Community Board Authorizing Signature

12/13/24

Date

Manhattan Community Board 4's (MCB4) recommendation is based on a vote at its December 4, 2024 Full Board Meeting with 42 members in favor of the recommendation, 0 members opposed, 0 members abstaining and 0 present but not eligible

## Restaurant Details

Food Service Establishment Permit (FSEP)

FSEP#: **50112305**

Expiration Date: **06/30/2025**

DOHMH Status: **CURRENT**

Business Legal Name: **8BELLES LLC**

Assumed Name: **SHAFFER'S**

Business Address: **151 8TH AVE, NEW YORK, NY 10011**

Venue Type: **Bar/Tavern/Lounge**

Last updated from DOHMH: **10/31/2024**

---

### Restaurant Information

Entity Type: **Limited Liability Partnership (LLP)**

Phone: **(917) 409-5904**

Email Address: **info@shaffersnyc.com**

Secondary Email Address: **joe@shaffersnyc.com**

### DOS Information

DOS ID#: **5746505**

Process Name: **8bellesllc**

DOS Address: **151 8th Avenue, New York, New York 10011**

### NYS Liquor Authority Information

NYSLA Serial No: **1332890**

License Type: **On-Premises**

Name of License: **8belles LLC**

Title of Representative: **managing partner**

Name of Certificate Holder: **Kevin McNulty**

### User Information

Created By: **Joseph Arongino**

Created On: **5/21/2024 7:01:52 PM**

Modified By: **Joseph Arongino**

Modified On: **9/17/2024 8:36:50 PM**

Business hours

Sun:

**11:00 AM- 1:00 AM**

Mon:

**12:00 PM- 1:00 AM**

Tues:

**12:00 PM- 1:00 AM**

Wed:

**12:00 PM- 1:00 AM**

Thurs:

**12:00 PM- 1:00 AM**

Fri:

**12:00 PM- 2:00 AM**

Sat:

**11:00 AM- 2:00 AM**



















## Restaurant Frontage

Sidewalk View  
(Left)

1. 

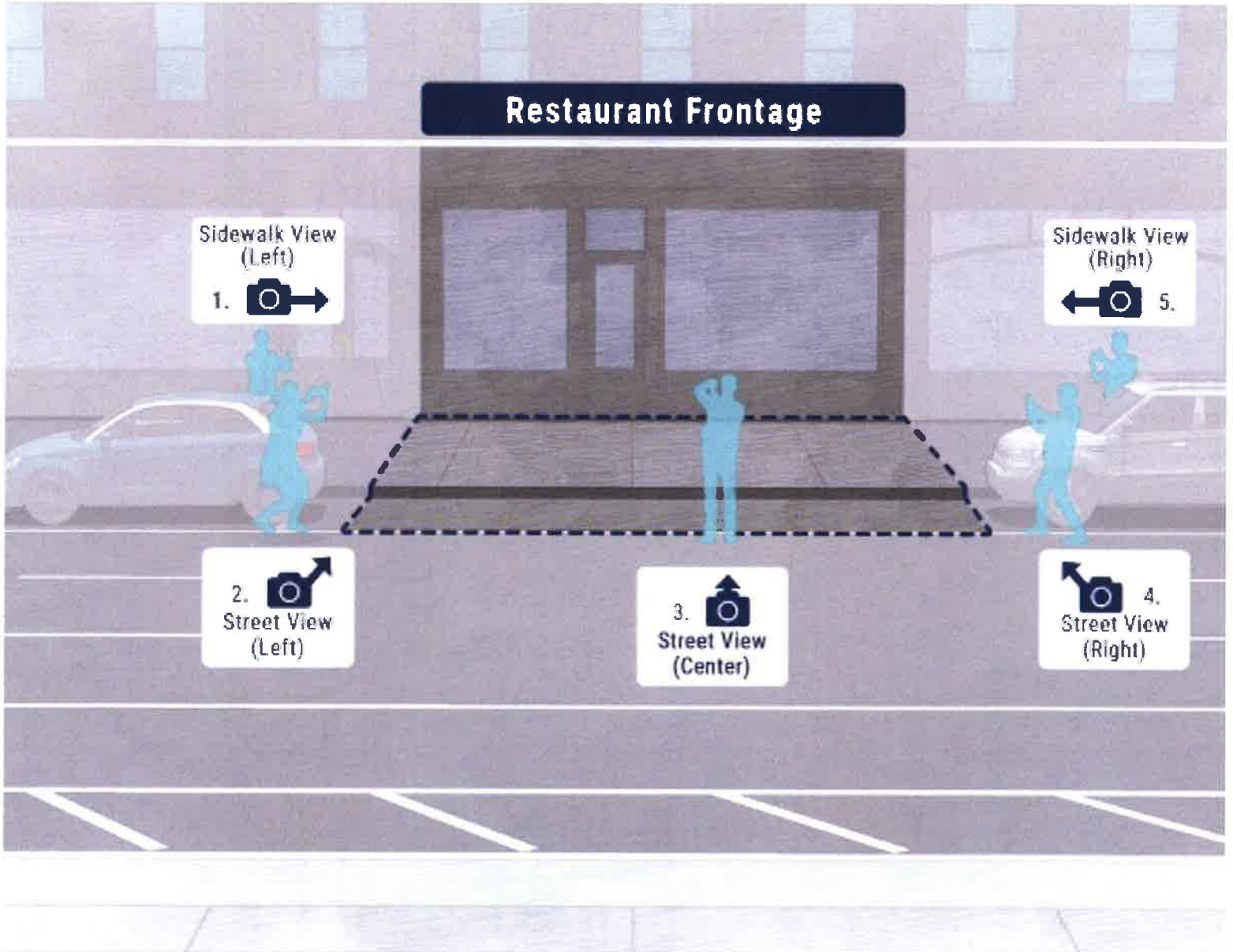
Sidewalk View  
(Right)

5. 

2.   
Street View  
(Left)

3.   
Street View  
(Center)

4.   
Street View  
(Right)



**SECTION 1: Site Plan**

- This Site Plan form is required to be uploaded in the "Sidewalk Site Plan" field of your online application.
- Refer to the [How to Apply](#) page in the Dining Out NYC website for more information about the application process.

**Identify Clear Path Requirements:**

- Clear path requirement for your sidewalk cafe can be found by identifying your corridor type on the DOT's Pedestrian Mobility Plan Pedestrian Demand Map on Open Data.

- C1- Global Corridor (12 feet Clear Path)
- C2- Regional Corridor (10 feet Clear Path)
- C3- Neighborhood Corridor (8 feet Clear Path)
- C4- Community Connector (8 feet Clear Path)
- C5- Baseline Street (8 feet Clear Path)

**Setup Area Identification:**

- Please check this box if you plan to have outdoor dining located within private property. If so, indicate the property line in the site plan drawing below.
- Please check this box if all or part of your sidewalk cafe is in a sidewalk widening area, developed pursuant to the NYC Zoning Resolution. If so, indicate the property line in the site plan drawing below.



**Sidewalk Cafe Site Plan Form**

Applicant Name: Joe Aronino  
 Restaurant Name: STAFFERS  
 FSEP Number: 50112305

**Drawing Requirements**

- Food service establishment frontage shown by:**
- Line representing space occupied in building
  - Labels

- Street names:**
- Labels on each street

- Sidewalk shown as:**
- Line representing street curb
  - Width measured from building line to curb line

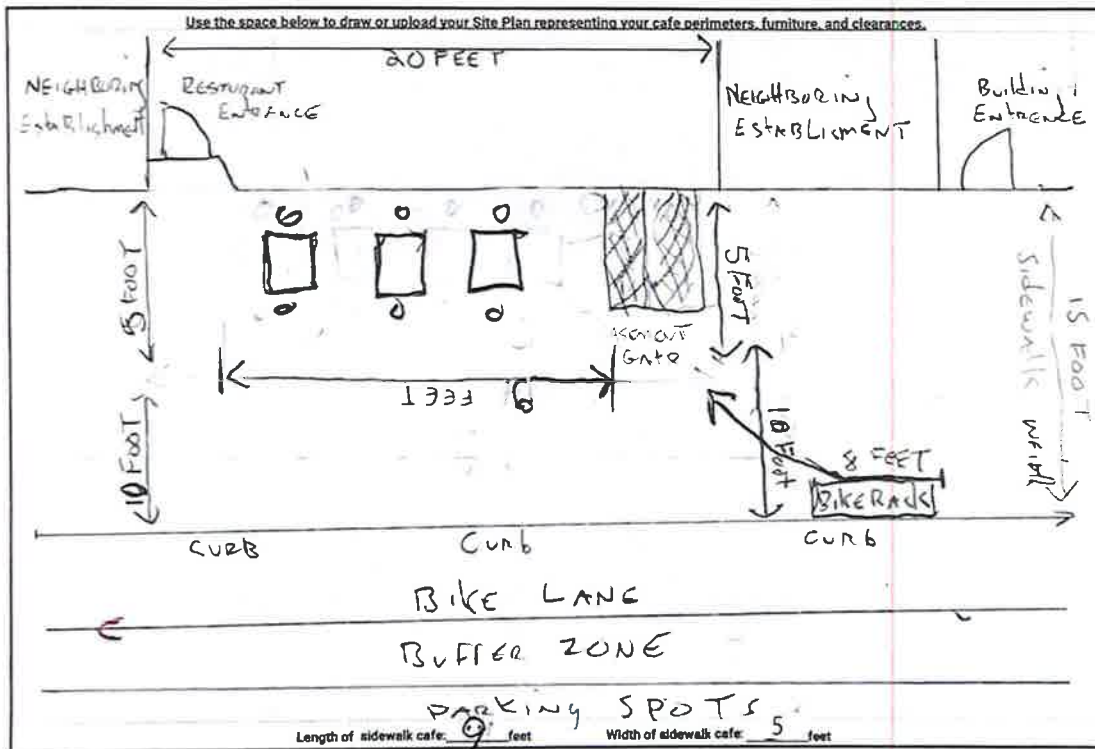
- Primary building entrance shown as:**
- Label
  - Distance from proposed setup

- Cafe perimeter shown as:**
- Line
  - Length and width
  - (Dashed line) representing Private Property Line

- Set-up furniture (tables, chairs, etc.) shown as:**
- Lines or symbols at approximate location within setup

- Sidewalk elements or objects shown as:**
- Lines or symbols
  - Labels
  - Distance from cafe perimeter

- Utility coverings shown as:**
- Symbols representing the approximate shape of the covering within the setup
  - MANHOLE COVER
  - UTILITY COVERING





**SECTION 1: Site Plan**

- This Site Plan form is required to be uploaded in the "Sidewalk Site Plan" field of your online application.
- Refer to the [FAQ page](#) in the Dining Out NYC website for more information about the application process.

**Identify Clear Path Requirements:**

- Clear path requirement for your sidewalk cafe can be found by identifying your corridor type on the DOT's Pedestrian Mobility Plan Pedestrian Demand Map on Open Data.
  - C1- Global Corridor (12 feet Clear Path)
  - C2- Regional Corridor (10 feet Clear Path)
  - C3- Neighborhood Corridor (8 feet Clear Path)
  - C4- Community Connector (8 feet Clear Path)
  - C5- Baseline Street (8 feet Clear Path)

**Setup Area Identification :**

- Please check this box if you plan to have outdoor dining located within private property. If so, indicate the property line in the site plan drawing below.
- Please check this box if all or part of your sidewalk cafe is in a sidewalk widening area, developed pursuant to the NYC Zoning Resolution. If so, indicate the property line in the site plan drawing below.

**Dining Out NYC DOT Sidewalk Cafe Site Plan Form**

Applicant Name: Joe Aronjino  
 Restaurant Name: STAFFERS  
 FSEP Number: 50112305

**Drawing Requirements**

**Food service establishment frontage shown by:**

- Line representing space occupied in building
- Labels

**Street names:**

- Labels on each street

**Sidewalk shown as:**

- Line representing street curb
- Width measured from building line to curb line

**Primary building entrance shown as:**

- Label
- Distance from proposed setup

**Cafe perimeter shown as:**

- Line
- Length and width
- (Dashed line) representing Private Property Line

**Set-up furniture (tables, chairs, etc.) shown as:**

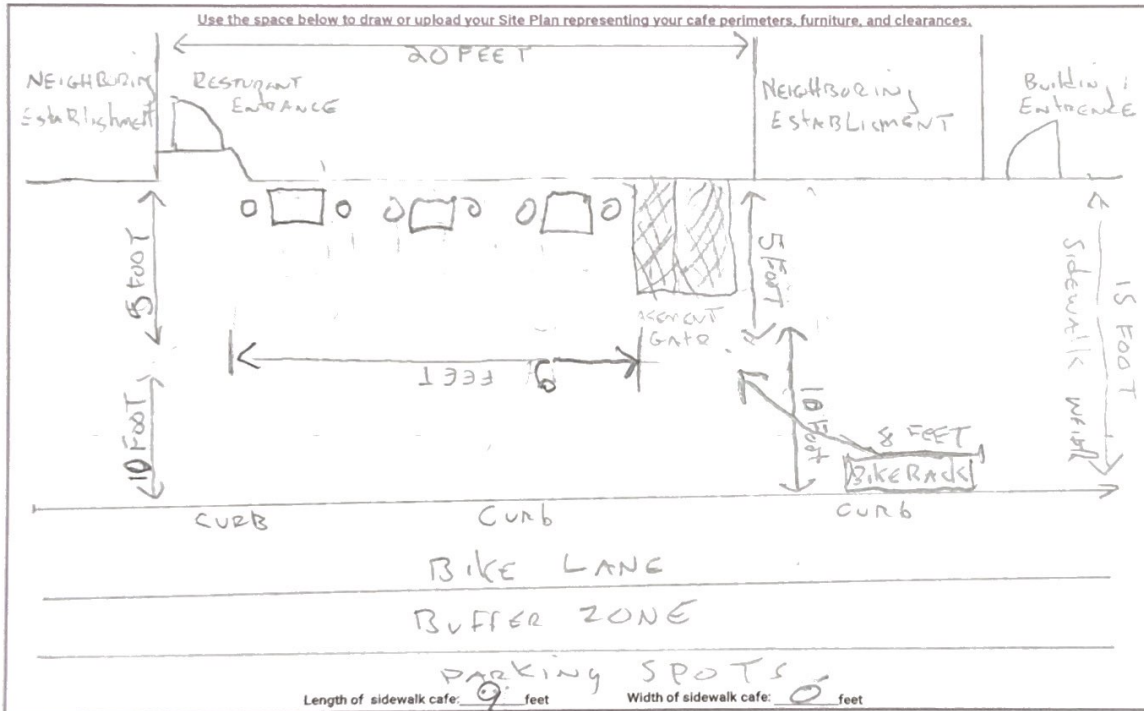
- Lines or symbols at approximate location within setup

**Sidewalk elements or objects shown as:**

- Lines or symbols
- Labels
- Distance from cafe perimeter

**Utility coverings shown as:**

- Symbols representing the approximate shape of the covering within the setup
- MANHOLE COVER
- UTILITY COVERING



**SECTION 2: Required Clearances**

- Please provide distances from the following objects.
- Only provide a distance if the listed object is within 15 feet of your proposed setup.
- Leave box blank if not applicable.
- Refer to the [Setup Guides](#) in the Dining Out NYC website for more information regarding clearances.

**Elements with minimum 15 feet clearance from roadway cafe:**

- R01- Subway Stair: Open End \_\_\_\_\_ feet
- R02- Fire Hydrant \_\_\_\_\_ feet

**Elements with minimum 10 feet clearance from roadway cafe:**

- R03- Subway Elevator Entrance \_\_\_\_\_ feet
- R04- FDNY Curb Cut \_\_\_\_\_ feet
- R05- MTA Curb Cut \_\_\_\_\_ feet

**Elements with minimum 5 feet clearance from roadway cafe:**

- R06- Curb Cut \_\_\_\_\_ feet
- R07- Emergency Exit Hatch \_\_\_\_\_ feet
- R08- Subway Stair: Closed End \_\_\_\_\_ feet
- R09- Subway Elevator: Non-Entry \_\_\_\_\_ feet
- R10- Bus Stop Pole: Non-Approaching Side \_\_\_\_\_ feet
- R11- CitiBike/Bike Share Station \_\_\_\_\_ feet
- R12- Bike Corral \_\_\_\_\_ feet
- R13- Micromobility Station \_\_\_\_\_ feet
- R14- Drainage Infrastructure \_\_\_\_\_ feet

**Elements with minimum 3 feet clearance from roadway cafe:**

- R15- Elevated Train Infrastructure \_\_\_\_\_ feet
- R16- Transformer Vault \_\_\_\_\_ feet

**Elements with minimum 1 foot and 6 inches clearance from roadway cafe:**

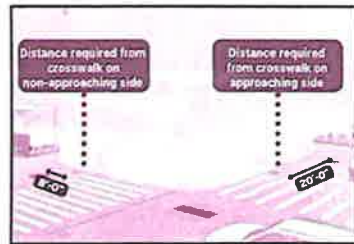
- R17- Vent Infrastructure \_\_\_\_\_ feet

**Elements with minimum 6 inches clearance from roadway cafe:**

- R18- Thermoplastic Marking 0.5 feet

**Roadway cafe distance from crosswalks:**

- R19- Adjacent to non-approaching side of crosswalk (min. 8 foot distance) \_\_\_\_\_ feet
- R20- Adjacent to approaching (stopping) side of crosswalk (min. 20 foot distance) \_\_\_\_\_ feet
- R21- No crosswalk present (maintain 20 feet from curb line of intersecting street) \_\_\_\_\_ feet



**SECTION 3: Material Requirements**

- Please indicate which of the following materials will be part of your roadway cafe by checking the box next to the category. If applicable, please confirm the materials comply with the Dining Out NYC requirements.
- Refer to the [Setup Guides](#) in the Dining Out NYC website for more information regarding materials.

**Materials Checklist:**

**\*Required\***

**Barriers**

- Maintained on all sides of the cafe except the side fronting the ground floor restaurant.
- Not permanently affixed to the roadway.
- 30-42 inches tall (excluding planting), and at least 4 inches in width.
- Barriers are interconnected with each other.
- Any cladding over the barriers is securely fastened or affixed.
- Minimum 4 inches wide reflective strip on each barrier on the outward facing side.
- Water-filled with a minimum of 150 pounds per linear foot of barrier length.
- If your proposed barriers will utilize fill materials other than water please check this box. This may require additional information from the applicant and further review by the Dining Out NYC team, as well as supporting DOT units and City agencies.

*\*Optional- Only check the material categories you intend to use in your roadway cafe\**

**Flooring**

- Durable, lightweight, easily removable, mold-resistant, elevated from the ground level to allow for drainage, and removable to allow for cleaning.
- Flush with the curb line (except if located on a slope, be flush to the greatest extent feasible), and compliant with applicable accessibility requirements.
- Maintains a 6 inch covered channel between curb and base of flooring to allow for drainage.

**Furnishings**

- Lightweight and easily movable.

**Vertical Screenings**

- Located between the barrier and 6 feet above the cafe base or floor.
- Located on the roadway facing side, does not extend beyond the perimeter of the roadway cafe, and is not affixed to the outward facing side of barriers.
- Easily removable, comprised of non-opaque, fire-grade, and wind resistant materials.
- If within 50 feet of any regulatory or warning signs, does not exceed 46 inches in height.

**Overhead Coverings/ Umbrellas**

- Minimum of 7 feet and maximum of 10 feet from the base or floor of the roadway cafe.
- Has a weighted base and any support structures are not affixed to the outward facing side of barriers, are of sufficient size and strength, made of durable materials, and free of defects.
- Easily removable, comprised of fire-grade and wind resistant materials.
- If within 50 feet of any regulatory or warning signs, does not exceed 46 inches in height.

**Lighting and Electrical Connections**

- Any lighting is outdoor rated, properly secured, and lightweight.
- At least 14 feet above sidewalk, and 18 feet above roadway.
- Not attached to any City property, including street trees.
- Electrical work complies with the applicable requirements set forth in the DOT's rules and the New York City Electrical Code.

- Please check this box if you are submitting additional documents for review. Documents may include technical drawings prepared by a licensed professional.