



Eric Adams  
Mayor

Ydanis Rodriguez  
Commissioner

# COMMUNITY BOARD FEEDBACK PACKAGE

**Please review this application and provide the required feedback.**

This form is to be used by community boards during the cafe review process. Any comments from the community board should be recorded on this form and submitted to NYC DOT. For information pertaining to specific cafe design requirements, visit the Dining Out NYC website for program legislation, rules, and Setup Guides.

**Business Name:** Grind NYC Coffee Shop

**Cafe Address:** 602 9th Avenue, New York, NY, 10036

**Application Number:** 20240618010004

**Recommendation Response Deadline:** 10/13/2024

NYCDOT Internal Use Only

**Sidewalk Cafe Setup Feedback:**

Community Board chooses to **WAIVE** review

Comments related to the cafe's **physical footprint and dimensions:**

**Measurements on the original Site Plan do not accurately reflect conditions at the site. Correct measurements do not provide for the required clearances from obstructions.**

Comments related to **pedestrian flow** (i.e., visibility, safety , potential crowding):

Comments related to potential conflicts with **existing curb use** (i.e., planters, bike racks, bus stops):

Please check one of the recommendations below, either **approval**, **denial**, or **approval with modifications** relating to the above application:


Community Board recommends **approval**  Community Board recommends **denial**

Community Board recommends **approval w/ modifications**  
Recommended modifications (**only if approved w/ modifications**):  
**To provide for the required clearances for obstructions and the 10 foot clear path, MCB4 requests that the sidewalk cafe be reduced to 4 tables 8 seats on W 43rd Street and 1 table 2 seats on 9th Avenue. The applicant agrees to these changes, which are reflected on the Revised Site Plans.**

Applicant acknowledges and agrees to modifications relating to the above referenced application

Applicant acknowledges **BUT** does **NOT** agree with modifications relating to the above referenced application. If this box is checked, please provide NYC DOT with documentation of such agreement for NYC DOT's consideration.

Nelly Gonzalez  
Community Board Authorizing Name

  
Community Board Authorizing Signature

10/11/24  
Date

**Manhattan Community Board 4's (MCB4) recommendation is based on a vote at its October 1, 2024 full board meeting, with 40 members in favor of the recommendation, 0 members opposed, 0 members abstaining and 0 present but not eligible.**

## Restaurant Details

Food Service Establishment Permit (FSEP)

FSEP#: **50105604**

Expiration Date: **08/31/2025**

DOHMH Status: **CURRENT**

Business Legal Name: **AGIOS MARKOS CORPORATION**

Assumed Name: **GRIND NYC COFFEE SHOP**

Business Address: **602 9TH AVE, NEW YORK, NY 10036**

### Restaurant Information

Entity Type: **Corporation**

Employer Identification Number: **84-2666749**

Phone: **(646) 755-8073**

Email Address: **INFO@GRINDNYC.COM**

### Emergency Contact Information

First Name: **MARKOS**

Last Name: **PSILLIS**

Phone: **(646) 526-2265**

Email Address: **MARAKI041@AOL.COM**

### DOS Information

DOS ID#: **5601624**

Process Name: **KOSTAS PSILLIS**

DOS Address: **145-32 5 AVENUE, WHITESTONE, New York 11357**

### NYS Liquor Authority Information

Establishment serves alcohol : **No**

### User Information

Created By: **markos psillis**

Created On: **6/15/2024 9:10:13 PM**

Modified By: **Katrina Gustafson**

Modified On: **8/30/2024 12:52:38 PM**

Business hours

Sun: **7:00 AM- 7:00 PM**

Mon: **7:00 AM- 7:00 PM**

Tues: **7:00 AM- 7:00 PM**

Wed: **7:00 AM- 7:00 PM**

Thurs: **7:00 AM- 7:00 PM**

Fri: **7:00 AM- 7:00 PM**

Sat: **7:00 AM- 7:00 PM**

## SECTION 1: Site Plan

- This Site Plan form is required to be uploaded in the "Sidewalk Site Plan" field of your online application.
- Refer to the [How to Apply](#) page in the Dining Out NYC website for more information about the application process.

### Identify Clear Path Requirements:

Clear path requirement for your sidewalk cafe can be found by identifying your corridor type on the DOT's Pedestrian Mobility Plan [Pedestrian Demand Map](#) on Open Data.

- C1- Global Corridor (12 feet Clear Path)
- C2- Regional Corridor (10 feet Clear Path)
- C3- Neighborhood Corridor (8 feet Clear Path)
- C4- Community Connector (8 feet Clear Path)
- C5- Baseline Street (8 feet Clear Path)

### Setup Area Identification :

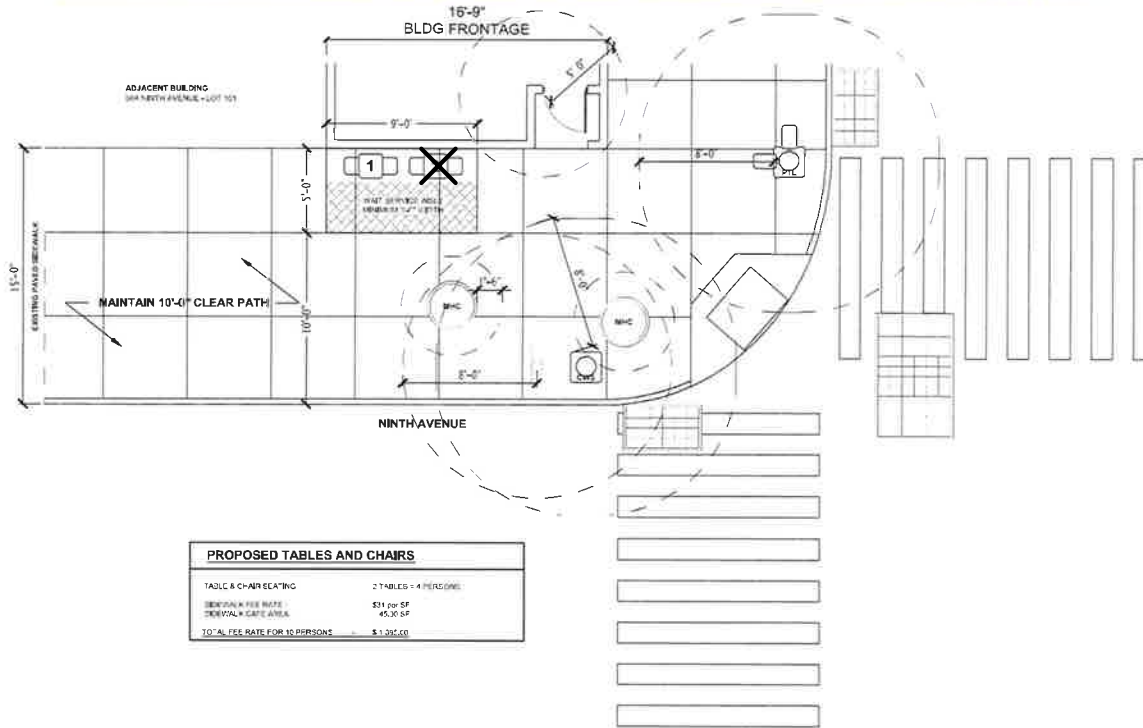
- Please check this box if you plan to have outdoor dining located within private property. If so, indicate the property line in the site plan drawing below.
- Please check this box if all or part of your sidewalk cafe is in a sidewalk widening area, developed pursuant to the NYC Zoning Resolution. If so, indicate the property line in the site plan drawing below.



## Sidewalk Cafe Site Plan Form

Applicant Name: PHILIP TOSCANO  
 Restaurant Name: GRIND NYC COFFEE SHOP  
 FSEP Number: 50105604

Use the space below to draw or upload your Site Plan representing your cafe perimeters, furniture, and clearances.



PROPOSED TABLES AND CHAIRS	
TABLE & CHAIR EATING	2 TABLES = 4 PERSONS
SEWERAGE FEE RATE	\$34.00 SF
SIDEWALK CAFE AREA	45.00 SF
TOTAL FEE RATE FOR 10 PERSONS	\$1,512.00



Length of sidewalk cafe: 9.00 feet

Width of sidewalk cafe: 5.00 feet

### Drawing Requirements

#### Food service establishment frontage shown by:

- Line representing space occupied in building
- Labels

#### Street names:

- Labels on each street

#### Sidewalk shown as:

- Line representing street curb
- Width measured from building line to curb line

#### Primary building entrance shown as:

- Label
- Distance from proposed setup

#### Cafe perimeter shown as:

- Line
- Length and width
- (Dashed line) representing Private Property Line

#### Set-up furniture (tables, chairs, etc.) shown as:

- Lines or symbols at approximate location within setup

#### Sidewalk elements or objects shown as:

- Lines or symbols
- Labels
- Distance from cafe perimeter

#### Utility coverings shown as:

- Symbols representing the approximate shape of the covering within the setup
- MANHOLE COVER
- ⊗ UTILITY COVERING

## SECTION 2: Required Clearances

- Please provide distances from the following objects.
- Only provide a distance if the listed object is within 15 feet of your proposed setup.
- Leave box blank if not applicable.
- Refer to the [Setup Guides](#) in the Dining Out NYC website for more information regarding clearances.

### Elements with minimum 15 feet clearance from sidewalk cafe:

S01- Subway Stair: Open End \_\_\_\_\_ feet

### Elements with minimum 10 feet clearance from sidewalk cafe:

S02- Subway Elevator Entrance \_\_\_\_\_ feet       S04- MTA Curb Cut \_\_\_\_\_ feet

S03- Exhaust Duct \_\_\_\_\_ feet       S05- FDNY Curb Cut \_\_\_\_\_ feet

### Elements with minimum 8 feet clearance from sidewalk cafe:

S06- Street Tree Bed \_\_\_\_\_ feet       S13- Newsstand \_\_\_\_\_ feet

S07- Mailbox \_\_\_\_\_ feet       S14- Streetlight \_\_\_\_\_ feet

S08- LinkNYC Kiosk \_\_\_\_\_ feet       S15- Bus Stop Pole \_\_\_\_\_ feet

S09- Wayfinding Kiosk \_\_\_\_\_ feet       S16- Fire Hydrant \_\_\_\_\_ feet

S10- E-charging Station \_\_\_\_\_ feet       S17- Bus Stop Shelter \_\_\_\_\_ feet

S11- Parking Meter \_\_\_\_\_ feet       S18- Traffic Signal \_\_\_\_\_ feet

S12- Select Bus Service Fare Machine \_\_\_\_\_ feet

### Elements with minimum 5 feet clearance from sidewalk cafe:

S19- CitiBike/Bike Share Station \_\_\_\_\_ feet       S24- Emergency Exit Hatch \_\_\_\_\_ feet

S20- Bike Corral \_\_\_\_\_ feet       S25- Subway Stair: Closed End \_\_\_\_\_ feet

S21- Micromobility Station \_\_\_\_\_ feet       S26- Subway Elevator: Non-Entry \_\_\_\_\_ feet

S22- Primary Building Entrance 5.00 feet       S27- Siamese Connection \_\_\_\_\_ feet

S23- Curb Cut \_\_\_\_\_ feet


### Elements with minimum 3 feet clearance from sidewalk cafe:

S28- Elevated Train Infrastructure \_\_\_\_\_ feet

S29- Transformer Vault \_\_\_\_\_ feet

### Elements with minimum 1 foot 6 inches clearance from sidewalk cafe elements:

S30- Vent Infrastructure 34 inches



## SECTION 3: Material Requirements

- Please indicate which of the following materials will be part of your sidewalk cafe by checking the box next to the category. If applicable, please confirm the materials comply with the Dining Out NYC requirements by checking the box next to the associated requirement.
- Refer to the [Setup Guides](#) in the Dining Out NYC website for more information regarding materials.

### Materials Checklist:

**\*Required\***

#### Perimeter Demarcation

- Perimeter demarcation must be clear and visible by using a lightweight and removable self-supporting base wall, railing, planter, fence, or stanchion and rope.
- Maximum height is 2 feet 6 inches (excluding planting(s)).
- Not affixed to the sidewalk.

**\*Optional- Only check the material categories you intend to use in your sidewalk cafe\***

#### Furnishings

- Lightweight and easily movable.
- Not affixed to the sidewalk.

#### Awnings (Physically attached to the building)

- Minimum 8 feet height from the ground and does not exceed 10 feet height.
- Easily removable, comprised of fire-grade and wind resistant materials.
- Does not extend beyond the perimeter of the sidewalk cafe.
- Complies with the New York City Building Code and the requirements of the Landmarks Preservation Commission, as applicable.

#### Overhead Coverings/ Umbrellas

- Minimum 7 feet height from the ground and does not exceed 10 feet height.
- Easily removable, comprised of fire-grade and wind resistant materials.
- Does not extend beyond the perimeter of the sidewalk cafe.
- The umbrella/overhead covering has a weighted base and any supports are not affixed to the sidewalk.
- Any support structures are of sufficient size and strength, made of durable materials, and free of defects.

#### Lighting and Electrical Connections

- Any lighting is outdoor rated, properly secured, and lightweight.
- Connection is directly connected to ground floor restaurant's power source and within the perimeter of the cafe.
- Does not extend beyond the perimeter of the sidewalk cafe.
- Does not exceed 10 feet in height.
- Not attached to any City property, including street trees.
- Electrical work complies with the applicable requirements set forth in the DOT's rules and the New York City Electrical Code.

Please check this box if you are submitting additional documents for review. Documents may include technical drawings prepared by a licensed professional.





## SECTION 2: Required Clearances

- Please provide distances from the following objects.
- Only provide a distance if the listed object is within 15 feet of your proposed setup.
- Leave box blank if not applicable.
- Refer to the [Setup Guides](#) in the Dining Out NYC website for more information regarding clearances.

### Elements with minimum 15 feet clearance from sidewalk cafe:

S01- Subway Stair: Open End \_\_\_\_\_ feet

### Elements with minimum 10 feet clearance from sidewalk cafe:

S02- Subway Elevator Entrance \_\_\_\_\_ feet       S04- MTA Curb Cut \_\_\_\_\_ feet

S03- Exhaust Duct \_\_\_\_\_ feet       S05- FDNY Curb Cut \_\_\_\_\_ feet

### Elements with minimum 8 feet clearance from sidewalk cafe:

S06- Street Tree Bed 8.00 feet       S13- Newsstand \_\_\_\_\_ feet

S07- Mailbox \_\_\_\_\_ feet       S14- Streetlight \_\_\_\_\_ feet

S08- LinkNYC Kiosk \_\_\_\_\_ feet       S15- Bus Stop Pole \_\_\_\_\_ feet

S09- Wayfinding Kiosk \_\_\_\_\_ feet       S16- Fire Hydrant \_\_\_\_\_ feet

S10- E-charging Station \_\_\_\_\_ feet       S17- Bus Stop Shelter \_\_\_\_\_ feet

S11- Parking Meter \_\_\_\_\_ feet       S18- Traffic Signal 9.50 feet

S12- Select Bus Service Fare Machine \_\_\_\_\_ feet

### Elements with minimum 5 feet clearance from sidewalk cafe:

S19- CitiBike/Bike Share Station \_\_\_\_\_ feet       S24- Emergency Exit Hatch \_\_\_\_\_ feet

S20- Bike Corral \_\_\_\_\_ feet       S25- Subway Stair: Closed End \_\_\_\_\_ feet

S21- Micromobility Station \_\_\_\_\_ feet       S26- Subway Elevator: Non-Entry \_\_\_\_\_ feet

S22- Primary Building Entrance 5.00 feet       S27- Siamese Connection \_\_\_\_\_ feet

S23- Curb Cut \_\_\_\_\_ feet


### Elements with minimum 3 feet clearance from sidewalk cafe:

S28- Elevated Train Infrastructure \_\_\_\_\_ feet

S29- Transformer Vault \_\_\_\_\_ feet

### Elements with minimum 1 foot 6 inches clearance from sidewalk cafe elements:

S30- Vent Infrastructure \_\_\_\_\_ inches



## SECTION 3: Material Requirements

- Please indicate which of the following materials will be part of your sidewalk cafe by checking the box next to the category. If applicable, please confirm the materials comply with the Dining Out NYC requirements by checking the box next to the associated requirement.
- Refer to the [Setup Guides](#) in the Dining Out NYC website for more information regarding materials.

### Materials Checklist:

**\*Required\***

#### Perimeter Demarcation

- Perimeter demarcation must be clear and visible by using a lightweight and removable self-supporting base wall, railing, planter, fence, or stanchion and rope.
- Maximum height is 2 feet 6 inches (excluding planting(s)).
- Not affixed to the sidewalk.

**\*Optional- Only check the material categories you intend to use in your sidewalk cafe\***

#### Furnishings

- Lightweight and easily movable.
- Not affixed to the sidewalk.

#### Awnings (Physically attached to the building)

- Minimum 8 feet height from the ground and does not exceed 10 feet height.
- Easily removable, comprised of fire-grade and wind resistant materials.
- Does not extend beyond the perimeter of the sidewalk cafe.
- Complies with the New York City Building Code and the requirements of the Landmarks Preservation Commission, as applicable.

#### Overhead Coverings/ Umbrellas

- Minimum 7 feet height from the ground and does not exceed 10 feet height.
- Easily removable, comprised of fire-grade and wind resistant materials.
- Does not extend beyond the perimeter of the sidewalk cafe.
- The umbrella/overhead covering has a weighted base and any supports are not affixed to the sidewalk.
- Any support structures are of sufficient size and strength, made of durable materials, and free of defects.

#### Lighting and Electrical Connections

- Any lighting is outdoor rated, properly secured, and lightweight.
- Connection is directly connected to ground floor restaurant's power source and within the perimeter of the cafe.
- Does not extend beyond the perimeter of the sidewalk cafe.
- Does not exceed 10 feet in height.
- Not attached to any City property, including street trees.
- Electrical work complies with the applicable requirements set forth in the DOT's rules and the New York City Electrical Code.

Please check this box if you are submitting additional documents for review. Documents may include technical drawings prepared by a licensed professional.







