



CITY OF NEW YORK

MANHATTAN COMMUNITY BOARD FOUR

330 West 42<sup>nd</sup> Street, 26<sup>th</sup> floor New York, NY 10036  
tel: 212-736-4536 fax: 212-947-9512  
www.nyc.gov/mcb4

BURT LAZARIN  
Chair

JESSE R. BODINE  
District Manager

DISTRICT SERVICE CABINET MEETING

**Date:** Wednesday, March 21, 2018  
**Time:** 10:00 AM  
**Place:** Community Board 4 Office  
330 West 42<sup>nd</sup> Street (8/9 Aves.)  
26<sup>th</sup> Floor

A G E N D A

District Issues

**NYPD (10th, 13<sup>th</sup>, Midtown South Precinct, Midtown North Precinct, Traffic)**

- **All Precincts**
  - Top three collision prone locations/causes in CB4 for the last 30 days
    - Midtown South: 31st Street & 8th Avenue, 34th Street & 8th Avenue, and 42nd Street & 8th Avenue. The type of accidents were side swipes due to driver's inattention
  - Top three quality of life complaints- Noise, Homeless and Traffic
  - Top Three Major Crimes- Robberies, Assault, and unattended grand larceny
  - Update and data on Vision Zero initiatives in the District- Vision Zero has been enforced on 8th and 9th Avenue. As a result of this, summons for drivers who failed to yield has gone up to 4%. Summonses were given to drivers who failed to yield, and resulted in collisions. Summonses have gone up to 7% for improper turns, and 6% in speeding zones. Injuries have gone down to 12.5%. For the Vision Zero initiatives, auxiliary police officers are doing cross walk management. This consists of officers using lighted savers, wearing reflective vests and handing out flyers.
  - **NEW: Neighborhood Coordination Officer Updates**
    - Midtown South: NCO program will not be issued in Midtown South until end of the year.

**Midtown South Precinct**

- **New: 300 West 43rd Street - Hi-Tech Electronics - Amplified Speakers on the Sidewalk**
  - If there's a noise issue occurring in this site, the appropriate foot post and Time Square Captains are notified.

**FDNY/EMS**

- Fire/Service Stat Report for CB4 for the last 30 days
- A Comparison of Emergency Medical Response between January and February 2018 Response stated that there has been a 12.86% reduction. City wide 162,719 incidents were responded and in Manhattan 39,766 incidents were responses. In the month of February there were a total of 34,709 incidents.

## **DEP/DDC**

- **DEP- NOT PRESENT FOR THE MEETING**
  - Top three DEP Complaints
  - Follow Up (along with DOB): Leo House: 332 West 23 Street – Brightness with Exterior Lights
- **DDC**
  - Project Updates:
  - A work project has started on W.17 and 18th Street. On W.17th Street, saw cutting has started. This project is closer to 8th Avenue and the project will go down that street. On W. 18th Street, trench work will be done and eventually the installation of the water main. Due to these projects, water shutdowns have been done for approximately 4-5 hours. The work will be done between 9AM-2PM due to a school (LAB School) being near the work site.
    - MED 609 – 9<sup>th</sup> Ave West 50s St-
    - MED598B – West 30<sup>th</sup> St
    - MED642 – W. 15-18<sup>th</sup> St 8/9 Ave

## **DSNY- NOT PRESENT FOR THE MEETING (SEE ATTACHMENT)**

- Update: Street sweeping along West 27 Street 10/11 Ave- W.27th Street was swept, and the Supervisor is aware and will monitor the location.
- Update: 9<sup>th</sup> Ave Trash pick-up West 50s- There is a constant issue with bringing bags to the corners. The Department of Sanitation trucks are servicing the area regularly.
- Top Illegal dumping Locations
- Enforcement Stats and Outreach

## **DHS & Homeless Outreach (DHS, Breaking Ground, Urban Pathways)**

- Breaking Ground and Goddard Riverside: Homeless Outreach Report (**SEE ATTACHMENTS**)
- Urban Pathways: Port Authority Bus Terminal Update (**SEE ATTACHMENTS**)
  - Operational Alternative Group has two shifts 6PM-2AM and 2AM-8AM. There has been a lower footprint compared to last year. The people located on the side of Port Authority are not homeless people. Most of them are pan handlers or drug sellers or users. That's an issue that the NYPD police officers must handle, Urban Pathways cannot intervene in that situation.
  - PATH -33rd, 23rd and 14th Street: There have been approximately 30 encounters. Urban Pathway can only engage people that are in the train stations.

## **Con Edison**

- Current work locations within CD4
  - Con Edison has more work now, due to weather changes. Some projects have been on and off due to the weather changes. A new Electric Con Unit installation work will be done on W.33rd between Lincoln Tunnel and 9th Avenue. Con Edison will continue to work on W.21st Street & 9-10th Avenue. The main work on W. 21st Street & 9-10th Avenue is a Gas project that will begin during the beginning of April. There was a small electric job that had been started but unfinished. Con Edison will continue to work on it after the Gas Project has been completed. The electric project will take approximately 2 weeks to complete. By the end of April both the Gas and Electric projects should be complete, and the streets will be reopened.
  - The project on W.34th Street & 11th Avenue will take 5 more weekends of work.
  - The project on W.15th Street between 9th and 10th Avenue is a gas project that was diverged but, the project will continue in 2 weeks.

**DOHMH**

- **New:** Standing Water on N\E Corner of West 19<sup>th</sup> Street and 10<sup>th</sup> Avenue
  - **DOT or Street issue.** 311 will not be accepting standing water complaints until April 1st. The catch base on the corner has been clogged due to the construction work that has been done. DP believes that the issue was a result of the various constructions and the wash down of the street. They were able to remove some cement, but nothing more has been done due to the confined space. Active standing water should be reported so the catch base can be treated, especially any active standing water in the summer.
- **Update: Rodent\Pest mitigation in CD4**
  - There were pockets of areas with rodent/ pests. Caroline might come in and give CB4 a report. Any active pockets should be addressed, in order for the issue to be dealt with.

**Additional Agency reports, including updates on any policy or personnel changes.**

**Next DSC meeting: Wednesday, April 18, 10:00AM.**

---

The meeting will begin promptly at 10:00 AM and will last approximately an hour and a quarter. As always, it is important for everyone to attend so that productive multi-agency dialogues may occur. Please contact the Board Office regarding questions about the meeting. Thank you in advance for your cooperation.

District	Violation Code	Total	
MN04	R01	2	
MN04	R08	3	
MN04	R09	10	
MN04	R10	10	
MN04	R11	19	
MN04	R1E	6	
MN04	R1H	4	
MN04	R20-2nd	7	
MN04	R21-2nd	3	
MN04	R22-2nd	5	
MN04	R31-3rd	2	
MN04	R33-3rd	2	
MN04	R4H	10	
MN04	R7G	13	
MN04	RC7	2	
MN04	RD1	3	
MN04	RF4	2	
MN04	RF7	3	
MN04	RG1	2	
MN04	RG4	3	
MN04	S02	7	
MN04	S03	2	littering violations
MN04	S06	8	<b>DIRTY SIDEWALK VIOLATIONS</b>
MN04	S07	36	sidewalk obstruction violations
MN04	S18	21	
MN04	S19	19	
MN04	S26	22	<b>fail to clean 18" into the street violations</b>
MN04	S30	5	illegal posting violations
MN04	S6M	8	<b>DIRTY AREA VIOLATIONS</b>
MN04	S8C-2nd	6	
MN04	S8D-3rd	3	
MN04	S8D-3rd+	4	
MN04	S97-13th+	16	
MN04	S9C-2nd	3	
MN04	S9D-3rd	2	
MN04	SJ5	2	
MN04	SP1	34	
MN04	SP4	10	
MN04	SP7	22	

<b>341</b>	total # summonses issued from 01/2018-3/21/2018
------------	---

## Breaking Ground CB 4 Report – February 2018

### Catchment area:

- Breaking Ground's catchment area is 59<sup>th</sup> to 23<sup>rd</sup> Street, river to river. We conduct street outreach above ground, which includes the majority of the catchment area of Community Board 4.
- Breaking Ground conducts outreach in our catchment area 24/7.
- Downtown Goddard covers the rest of CB4 area that is south of BG, from 14<sup>th</sup> Street to 23<sup>rd</sup> Street.

### 311 Statistics:

- Community Calls: 31
  - 25 during the day
  - 6 during evening, overnight or weekend
- Calls resulted in clients not found: 16
- Calls resulted in clients refusing services: 13
- Calls resulting in engagement with client: 2
- How many resulted in individuals found that are known to team: 0
- Calls resulting in 911: 2

### Canvassing efforts:

- Breaking Ground outreach team conducts street outreach in your catchment area daily and visits encampments, hotspots, and chronic clients with the hopes of getting them linked with services.
- There are 11 hotspots in this location that the team focuses on visiting every week.
- In addition, clients on caseload receive weekly visits from their case managers to create a plan for housing.

### Joint Operations:

- The team continues to conduct weekly joint outreach with the Times Square Alliance every Wednesday morning.
- BG participated in joint NYPD outreach operations with the 13<sup>th</sup> Precinct on 2/9 and 1/27.
- A cleanup with DHS, DSNY, NYPD and BG was conducted at 45<sup>st</sup> Street and 11<sup>th</sup> Avenue on 2/14/18.
- A cleanup with DHS, DSNY, NYPD and BG was conducted at 51<sup>st</sup> Street and 11<sup>th</sup> Avenue on 2/26/18.
- A cleanup with DHS, DSNY, NYPD and BG was conducted at 46<sup>th</sup> Street and 12<sup>th</sup> Avenue on 2/26/18.
- BG conducted a walk through with the 34<sup>th</sup> Street Partnership on 2/5/18 and 2/22/18 to discuss concerns regarding homelessness within their BID district.

### Caseload Breakdown:

- On our caseload, we currently have 73 people who originate from CB4 area:
  - Stabilization beds – 5
  - Safe Havens – 19
  - Shelter -2
  - Permanently housed – 14
  - Street – 33
- Prospect/Pre-caseload clients – 14

## Placement Statistics:

- In February 2018 – the team placed a total of three clients into transitional housing and one client into a stabilization bed.

## Significant information/Areas of concern in the past 30 days:

- **51<sup>st</sup> btw 11<sup>th</sup> and WSH** – This client continues to reside here with numerous belongings and canning materials. He is being met with regularly by outreach and his case manager and is not receptive to services however willing to engage with the team when outreached. A cleanup occurred at this client's location on 2/26/18.
- **42<sup>nd</sup> b/ 8<sup>th</sup> and 9<sup>th</sup> Ave** – People tend to come and go frequently at this location, likely due to its close proximity to PABT. Area at this location has noticed a slight increase during the month of February, many individuals reporting coming to the area during the day but sleeping elsewhere at night.
- **39<sup>th</sup> between 8<sup>th</sup> and 9<sup>th</sup> Ave** – Team has noticed that the LinkNYC at this location has resulted in individuals congregating at this particular location. Team has observed drug related activity which attracts both homeless and non-homeless individuals to the area.
- **8<sup>th</sup> Avenue between 39<sup>th</sup> and 42<sup>nd</sup> Street**- Homeless activity on 8<sup>th</sup> Avenue has increased during early morning, day and evening shifts; however, teams have not noticed an increase in individuals bedding down in the area at night. Team suspects increase is related to drug availability in the area.
- **Chelsea Park** – The area remains active with homeless activity during the day and evening although not as many individuals are seen bedded down at this location overnight due to the cold weather. The team continues to visit this location multiple times a week in order to conduct outreach and have been informed by some individuals engaged that they are bedding down closer to WSH and coming to the park during the day due to services offered.
- **8<sup>th</sup> Ave b/ 33<sup>rd</sup> and 34<sup>th</sup> Street** – This block is known to be active with panhandling. Team noticed an increase in activity at this location during month of February and has been canvassing the area daily to engage with individuals found here across all shifts.
- **8<sup>th</sup> Avenue between 35<sup>th</sup> and 36<sup>th</sup> Street**- Area remains active as a bedded down location and during the day, mainly with individuals loitering in the area. Many individuals continue to report to be in the area to attend their MMTP and are usually seen during the day.
- **23<sup>rd</sup> and 8<sup>th</sup> Ave** – This location continues to be active and an area of community concern. A number of clients known to frequent the area are linked with BRC and it is also known for panhandling activity. Most clients have declined services from the team. Team canvasses the area regularly and discusses mutual clients with BRC.
- **28<sup>th</sup> Street between 11<sup>th</sup> and WSH**- Team continues to canvass this location regularly. During the month of February, one client accepted a stabilization bed from this street location.
- **45<sup>th</sup> b/ 11<sup>th</sup> and WSH** – There is a single dwelling encampment at this location. A cleanup occurred at this location on 2/14/18. The client remains unreceptive to services, but BG will continue to motivate the client to consider housing options.
- **36<sup>th</sup> and Dyer** – The client staying in this area is known to the team and has been transferred to BG caseload from another OT team. Client accepted and moved into transitional housing.



## Urban Pathways Outreach Summary

### February 2018

#### Catchment area

---

- **Fashion BID** outreach team covers the North side of 35<sup>th</sup> Street – South side of 41<sup>st</sup> street from 5<sup>th</sup> to 9<sup>th</sup> avenues.
- **Flat Iron BID** outreach team covers the South side of 29<sup>th</sup> Street- North side of 21<sup>st</sup> Street from 6<sup>th</sup> to Park avenues.
- **Operation Alternative** – Port Authority Bus Terminal
- **PATH** – 33<sup>rd</sup> ,23<sup>rd</sup> & 14<sup>th</sup> Street Stations within Community board 4

#### Canvassing efforts

---

- In the month of **February 2018**, the Fashion outreach team canvassed 35<sup>th</sup> Street between 5<sup>th</sup> and 9<sup>th</sup> Avenues during the hours of 8am- 4pm, conducting 2 tours of the entire area five days a week. The Fashion outreach team will normally engage **4 -13** homeless individuals throughout each shift, depending on the weather and time of the month. During the first week of the month the numbers of engagement are lower, possibly due to government income (SSI/SSD).
- In the month of **February 2018**, the Flat Iron outreach team canvassed 28<sup>th</sup> Street- 29<sup>th</sup> Street between 6<sup>th</sup> & Park avenues primarily 7:30am- 3:30pm, 2 days of 6am-2pm and 2 days of 12am-8am shifts. The daily engagements depend on the shifts, but varies from 5-19 homeless individuals engaged per shift.
- In the month of **February 2018**, the Flat Iron outreach team canvassed 28<sup>th</sup> Street- 29<sup>th</sup> Street between 6<sup>th</sup> & Park avenues primarily 7:30am- 3:30pm, 2 days of 6am-2pm and 2 days of 12am-8am shifts. The daily engagements depend on the shifts, but varies from 5-19 homeless individuals engaged per shift.
- In the month of **February 2018**, the Flat Iron outreach team canvassed 28<sup>th</sup> Street- 29<sup>th</sup> Street between 6<sup>th</sup> & Park avenues primarily 7:30am- 3:30pm, 2 days of 6am-2pm and 2 days of 12am-8am shifts. The daily engagements depend on the shifts, but varies from 5-19 homeless individuals engaged per shift.

#### Joint Operations

---

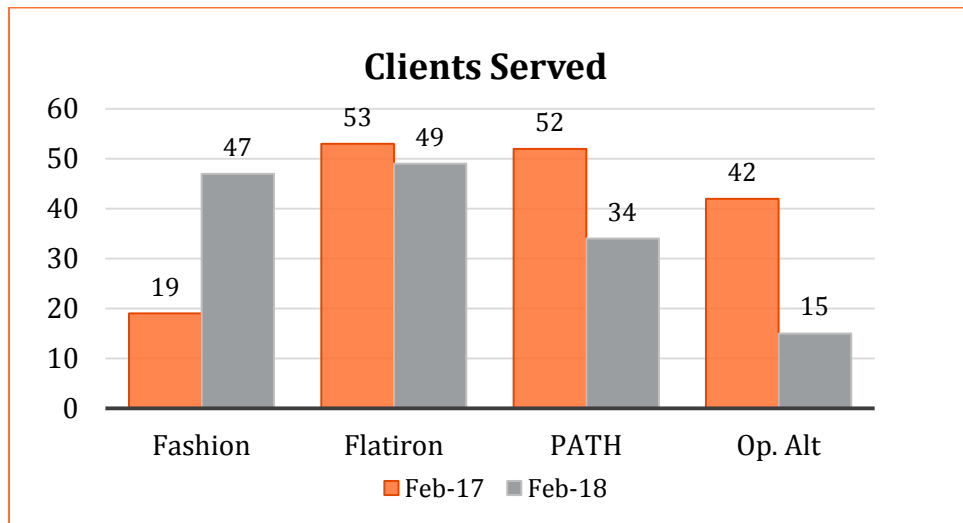
- Fashion outreach canvassed with Midtown South Precinct once in April 2017, and the
    - February 9
  - Flatiron Outreach team and NYPD 13<sup>TH</sup> Precinct
    - The Flatiron outreach team continues to conduct Joint outreach tours with the NYPD 13<sup>th</sup> Precinct to target high traffic areas frequented by panhandlers and targeting chronically resistant clients.
      - In February 2018 Four tours were conducted.
-

## Caseload Breakdown

### ➤ Clients Served

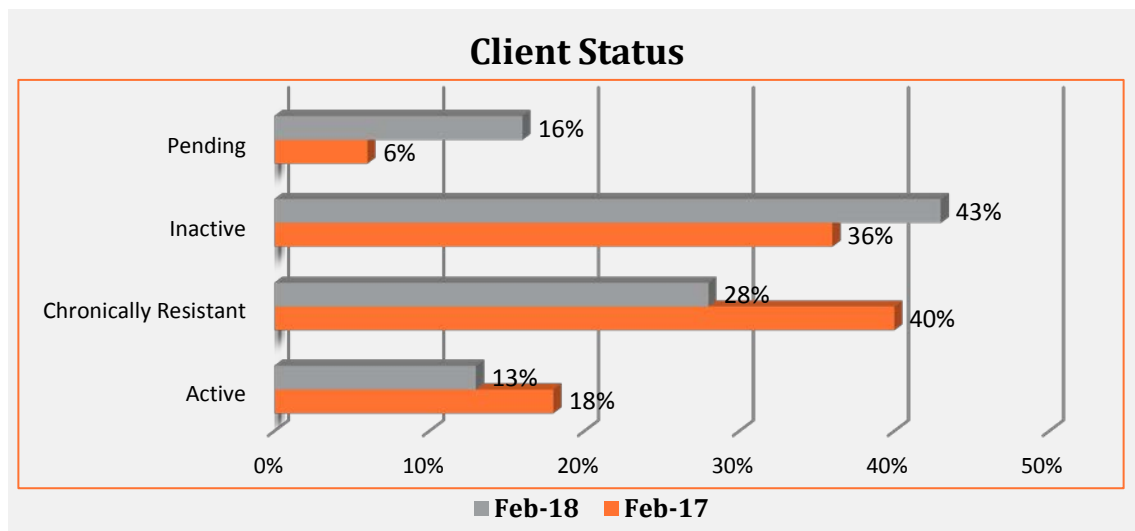
Urban Pathways outreach teams engaged 145 homeless individuals within **February 2018**

- 32% - Fashion
- 34% - Flatiron
- 23% - PATH
- 11% - Op. Alt



### ➤ Clients Status

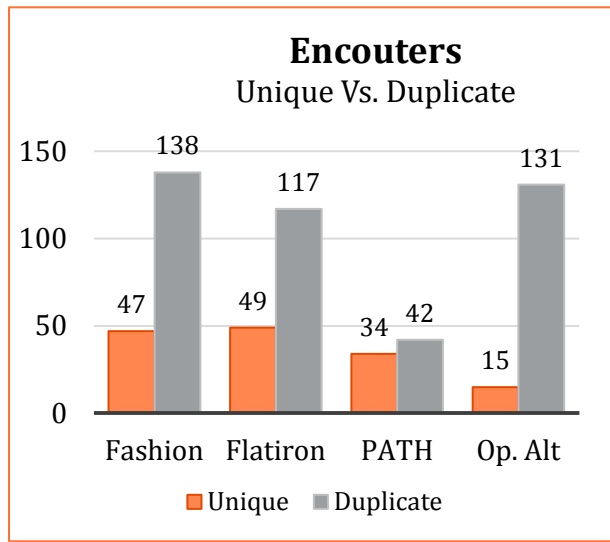
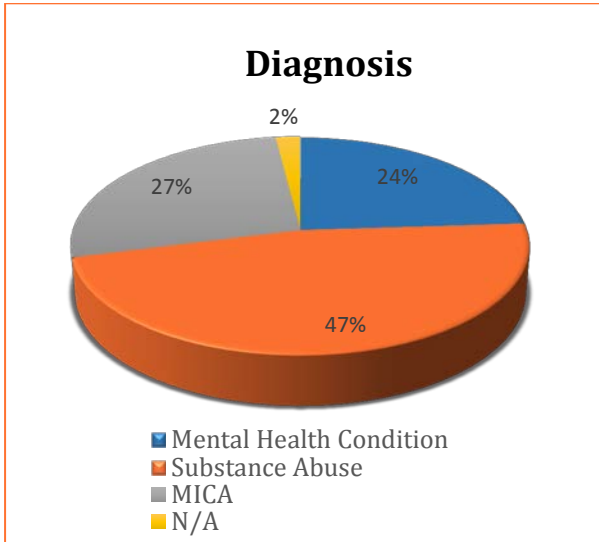
- Of the 145 individuals engaged the client status is broken down as follows
  - 29 Active
  - 52 Inactive
  - 41 Chronically Resistant
  - 23 Pending





➤ **Prevalent Diagnosis**

- Of the 145 individuals engaged the prevalent diagnosis is broken down as follows
  - 47% Substance Abuse
  - 24% Mental Health Condition
  - 27% MICA
  - 2% N/A



**Placements**

Urban Pathways outreach teams has placed 8 chronically homeless individuals within the Herald Square area.

- 7 transitional placements 1 referral to detox/ substance abuse program Flat Iron outreach team has 2 transitional placements from individuals within the Herald Square area.
- **February 2018**
  - **Flatiron** - 1 Emergency Shelter
  - **Fashion** - 1 Detox | 1 Drop in Center | 1 Emergency Shelter
  - **PATH** - 4 Emergency Shelter | 1 Drop in Center
  - **Op. Alt.** - 1 TAP | 1 Hospitalization | 2 Emergency Shelter | 1 Permanent Housing

