

Jeanine Kiely, Chair
Susan Kent, First Vice Chair
Valerie De La Rosa, Second Vice Chair
Mark Diller, District Manager



Antony Wong, Treasurer
Amy Brenna, Secretary
Ritu Chattree, Assistant Secretary

Community Board No. 2, Manhattan

3 Washington Square Village

NEW YORK, NY 10012-1899

www.cb2manhattan.org

P: 212-979-2272 F: 212-254-5102 E: info@cb2manhattan .org

Greenwich Village ♦ Little Italy ♦ SoHo ♦ NoHo ♦ Hudson Square ♦ Chinatown ♦ Gansevoort Market

COMMUNITY BOARD 2 APPLICATION FOR A STATE LIQUOR AUTHORITY LICENSE ADDENDUM FOR OUTDOOR SEATING

For a Liquor License Application that includes any outdoor areas, please complete the following:

- Submit a diagram of outdoor seating indicating length and width of area(s) and location of all tables and chairs. Include all obstructions (trees, fire hydrants, proximity to bus stops, bike racks, signs, etc.).
- Submit photos of the premises where the sidewalk café and/or roadbed will be located. Required photos show one frontal, one left and one right side view of proposed sidewalk café and/or roadbed.
 - Photos must show complete sidewalk and/or roadway area where sidewalk café and/or roadbed will be including views to curb and neighboring properties.
 - For rear yard, show photos of yard and surrounding area, including upper view of adjacent buildings.

Name of Applicant: **Upright Holdings 547 LLC**

Address of Premises: **547 Hudson Street / New York, NY 10014**

Sidewalk café will have no more than (If premises is located on a corner please indicate for both streets): **N/A**

5 tables and **10** seats on **Hudson** Street

 tables and seats on Street

Hours of sidewalk café: * to . ***6am-9pm Sunday to Thursday and 6am-10pm Friday to Saturday**

Hours were directed by the SLA Full Board

Describe any obstructions (trees, fire hydrant, proximity to bus stop, etc):

Two tree beds and bike rack

Roadbed will have no more than (If premises is located on a corner please indicate for both streets):

6 tables and **12** seats on **Hudson** Street

 tables and seats on Street

Hours of roadbed: * to . ***6am-9pm Sunday to Thursday and 6am-10pm Friday to Saturday**

Hours were directed by the SLA Full Board

Describe any obstructions (trees, fire hydrant, proximity to bus stop, etc):

Thermoplastic markings and bike lane

Rear yard / Rooftop (circle) will have no more than tables and seats **N/A**

Hours of rear yard / rooftop: to .

Does seating extend beyond the business frontage? No Yes

Will outdoor dining structures **on the sidewalk** be enclosed on three (3) or more sides? No Yes

Will outdoor dining structures **on the roadbed** be enclosed on three (3) or more sides? No Yes

Is there any outdoor music, speakers or TVs? No Yes, please describe:

Will heating elements be used? No Yes, please describe: **Electric heaters for the roadway cafe**

SECTION 1: Site Plan

- This Site Plan form is required to be uploaded in the "Roadway Site Plan" field of your online application.
- Refer to the [How to Apply](#) page in the Dining Out NYC website for more information about the application process.

Identify Permitted Parking Location:

- Identify the Parking Sign in front of or around the area where your roadway setup would be located.
- Roadway cafes can only be placed in:
 1. Parking spaces, which include: metered and non-metered spaces, commercial parking, alternate side parking, angled parking, and seasonally restricted parking.
 2. Loading areas, including loading only, truck loading, hotel loading, and no parking zones.
 3. Floating Parking Lane- a parking lane that is separated from the curb by a protected bicycle lane that is adjacent to the curb.

- P1 - Parking Space
- P2 - Loading Area
- P3 - Floating Parking Lane

Use the space below to draw or upload your Site Plan representing your cafe perimeters, furniture, and clearances.

Length of roadway cafe: 14' feet Width of roadway cafe: 7'4" feet



Roadway Cafe Site Plan Form

Applicant Name: Daniel Neumann

Restaurant Name: Leitao (Upright Holdings 5)

FSEP Number: 41716627

Drawing Requirements

Food service establishment frontage shown as:

- Line representing the establishment's space facing the sidewalk
- Length
- Label

Street names:

- Labels on each street

Sidewalk shown as:

- Line representing street curb

Roadway shown as:

- Width of curbside lane

Cafe perimeter shown as:

- Lines indicating perimeter
- Length and width

Set-up furniture (tables, chairs, etc.) shown as:

- Lines or symbols at approximate location within setup

Elements (in Section 2 of this form) within 15 feet of cafe perimeter, shown as:

- Lines or symbols
- Distance from cafe perimeter
- Labels

Utility coverings (water/gas valves, and pull boxes) shown as:

- Symbols representing the location within the setup

North arrow

SECTION 2: Required Clearances

- Please provide distances from the following objects.
- Only provide a distance if the listed object is within 15 feet of your proposed setup.
- Refer to the [Setup Guides](#) in the Dining Out NYC website for more information regarding clearances.

Elements with minimum 15 feet clearance from roadway cafe:

R01 - Subway Stair: Open End _____ feet R02 - Fire Hydrant _____ feet

Elements with minimum 10 feet clearance from roadway cafe:

R03 - Subway Elevator Entrance _____ feet R05 - MTA Curb Cut _____ feet

R04 - FDNY Curb Cut _____ feet

Elements with minimum 5 feet clearance from roadway cafe:

R06 - Curb Cut _____ feet R11 - Citibike/Bike Share Station _____ feet

R07 - Emergency Exit Hatch _____ feet R12 - Bike Corral _____ feet

R08 - Subway Stair: Closed End _____ feet R13 - Micromobility Station _____ feet

R09 - Subway Elevator: Non-Entry _____ feet R14 - Drainage Infrastructure _____ feet

R10 - Bus Stop Pole: _____ feet

Non-Approaching Side _____ feet

Elements with minimum 3 feet clearance from roadway cafe:

R15 - Elevated Train Infrastructure _____ feet R16 - Transformer Vault _____ feet

Elements with minimum 1 foot and 6 inches clearance from roadway cafe:

R17 - Vent Infrastructure: _____ feet R18 - Manholes _____ inches

utility vent poles, vent grates, subway grates

Elements with minimum 6 inches clearance from roadway cafe:

R19 - Thermoplastic Marking _____ 6inch _____ feet

Roadway cafe distance from crosswalks:

R20 - Adjacent to non-approaching side of crosswalk (min. 8 foot distance) _____ feet

R21 - Adjacent to approaching (stopping) side of crosswalk (min. 20 foot distance) 25 _____ feet

R22 - No crosswalk present (maintain 20 feet from curb line of intersecting street) _____ feet



SECTION 3: Material Requirements

- Please indicate which of the following materials will be part of your roadway cafe by checking the box next to the category. If applicable, please confirm the materials comply with the Dining Out NYC requirements.
- Refer to the [Setup Guides](#) in the Dining Out NYC website for more information regarding materials.

Materials Checklist:

Required

Barriers (All of the following must be met)

- Maintained on all sides of the cafe except the side fronting the ground floor restaurant.
- Not permanently affixed to the roadway.
- 30-42 inches tall (excluding planting), and at least 4 inches in width.
- Barriers are interconnected with each other.
- Any cladding over the barriers is securely fastened or affixed.
- Minimum 4 inches wide reflective strip on each barrier on the outward facing side.
- Water-filled with a minimum of 150 pounds per linear foot of barrier length.

Optional - Only check the material categories you intend to use in your roadway cafe

Flooring (if using, all of the following must be met)

- Durable, lightweight, easily removable, mold-resistant, elevated from the ground level to allow for drainage, and removable to allow for cleaning.
- Flush with the curb line (except if located on a slope, be flush to the greatest extent feasible), and compliant with applicable accessibility requirements.
- Maintains a 6 inch covered channel between curb and base of flooring to allow for drainage.

Furnishings (if using, all of the following must be met)

- Lightweight and easily movable.

Vertical Screenings (if using, all of the following must be met)

- Located between the barrier and 6 feet above the cafe base or floor
- Located on the roadway facing side, does not extend the beyond the perimeter of the roadway cafe, and is not affixed to the outward facing side of barriers.
- Easily removable, comprised of non-opaque, fire-grade, and wind resistant materials.
- If within 50 feet of any regulatory or warning signs, does not exceed 46 inches in height.

Overhead Coverings/ Umbrellas (if using, all of the following must be met)

- Minimum of 7 feet and maximum of 10 feet from the base or floor of the roadway cafe.
- Has a weighted base and any support structures are not affixed to the outward facing side of barriers, are of sufficient size and strength, made of durable materials, and free of defects.
- Easily removable, comprised of fire-grade and wind resistant materials.
- If within 50 feet of any regulatory or warning signs, does not exceed 46 inches in height.

Lighting and Electrical Connections (if using, all of the following must be met)

- Any lighting is outdoor rated, properly secured, and lightweight.
- At least 14 feet above sidewalk, and 18 feet above roadway.
- Not attached to any City property, including street trees.
- Electrical work complies with the applicable requirements set forth in DOT's rules and the New York City Electrical Code. Please note that this may require additional permits from DOB or FDOT, and/or approval from the Landmarks Preservation Commission (LPC) as applicable.

Check this box if none of the objects listed above are within 15 feet of the proposed setup.

Upright Holdings 547 LLC
dba Leitao
547 Hudson Street /New York, New York 10014
License ID No. 0340-23-131270

Roadway Cafe Diagram
6 tables and 12 seats

547 Hudson St. Residential Building

Leitao Storefront

Restaurant
Entrance

14'

Sidewalk

Sidewalk Curb

Bike Lane

Thermoplastic markings

6"

14'

Leitao Roadway
Seating Area

Parking Lane

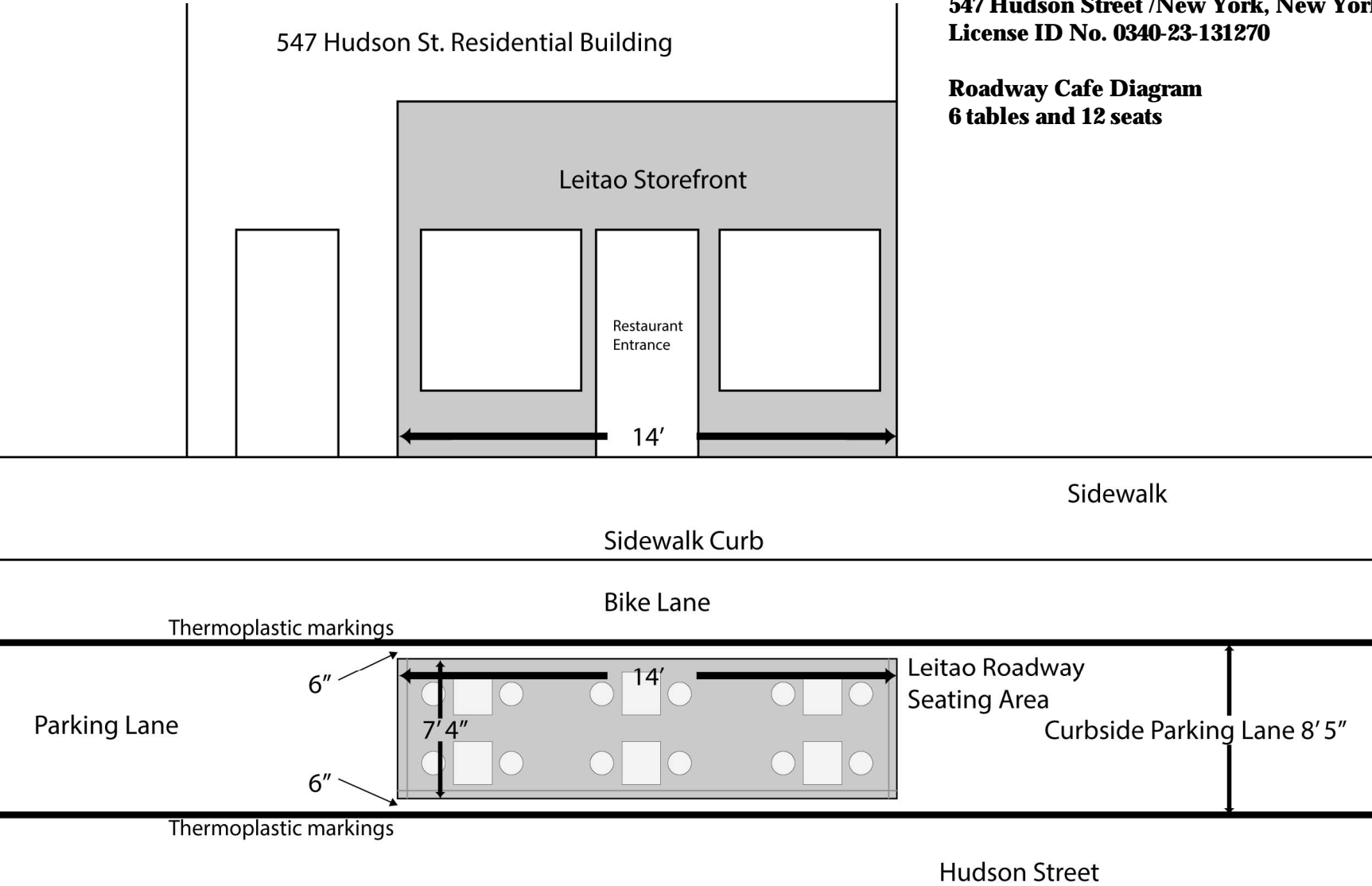
7' 4"

Curbside Parking Lane 8' 5"

6"

Thermoplastic markings

Hudson Street



SECTION 1: Site Plan

- This Site Plan form is required to be uploaded in the "Sidewalk Site Plan" field of your online application.
- Refer to the [How to Apply](#) page in the Dining Out NYC website for more information about the application process.



**Sidewalk Cafe
Site Plan Form**

Identify Clear Path Requirements:

- Clear path requirement for your sidewalk cafe can be found by identifying your corridor type on the DOT's Pedestrian Mobility Plan [Pedestrian Demand Map](#) on Open Data.
 - C1- Global Corridor (12 feet Clear Path)
 - C2- Regional Corridor (10 feet Clear Path)
 - C3- Neighborhood Corridor (8 feet Clear Path)
 - C4- Community Connector (8 feet Clear Path)
 - C5- Baseline Street (8 feet Clear Path)

Setup Area Identification :

- Please check this box if you plan to have outdoor dining located within private property. If so, indicate the property line in the site plan drawing below.
- Please check this box if all or part of your sidewalk cafe is in a sidewalk widening area, developed pursuant to the NYC Zoning Resolution. If so, indicate the property line in the site plan drawing below.

Applicant Name: _____

Restaurant Name: _____

FSEP Number: _____

Use the space below to draw or upload your Site Plan representing your cafe perimeters, furniture, and clearances.

Drawing Requirements

Food service establishment frontage shown by:

- Line representing space occupied in building
- Labels

Street names:

- Labels on each street

Sidewalk shown as:

- Line representing street curb
- Width measured from building line to curb line

Primary building entrance shown as:

- Label
- Distance from proposed setup

Cafe perimeter shown as:

- Line
- Length and width
- — (Dashed line) representing Private Property Line

Set-up furniture (tables, chairs, etc.) shown as:

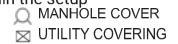
- Lines or symbols at approximate location within setup

Sidewalk elements or objects shown as:

- Lines or symbols
- Labels
- Distance from cafe perimeter

Utility coverings shown as:

- Symbols representing the approximate shape of the covering within the setup



Length of sidewalk cafe: _____ feet

Width of sidewalk cafe: _____ feet

SECTION 2: Required Clearances

- Please provide distances from the following objects.
- Only provide a distance if the listed object is within 15 feet of your proposed setup.
- Leave box blank if not applicable.
- Refer to the [Setup Guides](#) in the Dining Out NYC website for more information regarding clearances.

Elements with minimum 15 feet clearance from sidewalk cafe:

S01- Subway Stair: Open End _____ feet

Elements with minimum 10 feet clearance from sidewalk cafe:

S02- Subway Elevator Entrance _____ feet S04- MTA Curb Cut _____ feet
 S03- Exhaust Duct _____ feet S05- FDNY Curb Cut _____ feet

Elements with minimum 8 feet clearance from sidewalk cafe:

S06- Street Tree Bed _____ feet S13- Newsstand _____ feet
 S07- Mailbox _____ feet S14- Streetlight _____ feet
 S08- LinkNYC Kiosk _____ feet S15- Bus Stop Pole _____ feet
 S09- Wayfinding Kiosk _____ feet S16- Fire Hydrant _____ feet
 S10- E-charging Station _____ feet S17- Bus Stop Shelter _____ feet
 S11- Parking Meter _____ feet S18- Traffic Signal _____ feet
 S12- Select Bus Service Fare Machine _____ feet

Elements with minimum 5 feet clearance from sidewalk cafe:

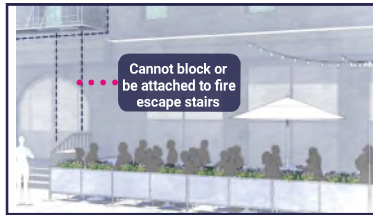
S19- CitiBike/Bike Share Station _____ feet S24- Emergency Exit Hatch _____ feet
 S20- Bike Corral _____ feet S25- Subway Stair: Closed End _____ feet
 S21- Micromobility Station _____ feet S26- Subway Elevator: Non-Entry _____ feet
 S22- Primary Building Entrance _____ feet S27- Siamese Connection _____ feet
 S23- Curb Cut _____ feet

Elements with minimum 3 feet clearance from sidewalk cafe:

S28- Elevated Train Infrastructure _____ feet
 S29- Transformer Vault _____ feet

Elements with minimum 1 foot 6 inches clearance from sidewalk cafe elements:

S30- Vent Infrastructure _____ inches



SECTION 3: Material Requirements

- Please indicate which of the following materials will be part of your sidewalk cafe by checking the box next to the category. If applicable, please confirm the materials comply with the Dining Out NYC requirements by checking the box next to the associated requirement.
- Refer to the [Setup Guides](#) in the Dining Out NYC website for more information regarding materials.

Materials Checklist:

Required

Perimeter Demarcation

- Perimeter demarcation must be clear and visible by using a lightweight and removable self-supporting base wall, railing, planter, fence, or stanchion and rope.
- Maximum height is 2 feet 6 inches (excluding planting(s)).
- Not affixed to the sidewalk.

Optional- Only check the material categories you intend to use in your sidewalk cafe

Furnishings

- Lightweight and easily movable.
- Not affixed to the sidewalk.

Awnings (Physically attached to the building)

- Minimum 8 feet height from the ground and does not exceed 10 feet height.
- Easily removable, comprised of fire-grade and wind resistant materials.
- Does not extend beyond the perimeter of the sidewalk cafe.
- Complies with the New York City Building Code and the requirements of the Landmarks Preservation Commission, as applicable.

Overhead Coverings/ Umbrellas

- Minimum 7 feet height from the ground and does not exceed 10 feet height.
- Easily removable, comprised of fire-grade and wind resistant materials.
- Does not extend beyond the perimeter of the sidewalk cafe.
- The umbrella/overhead covering has a weighted base and any supports are not affixed to the sidewalk.
- Any support structures are of sufficient size and strength, made of durable materials, and free of defects.

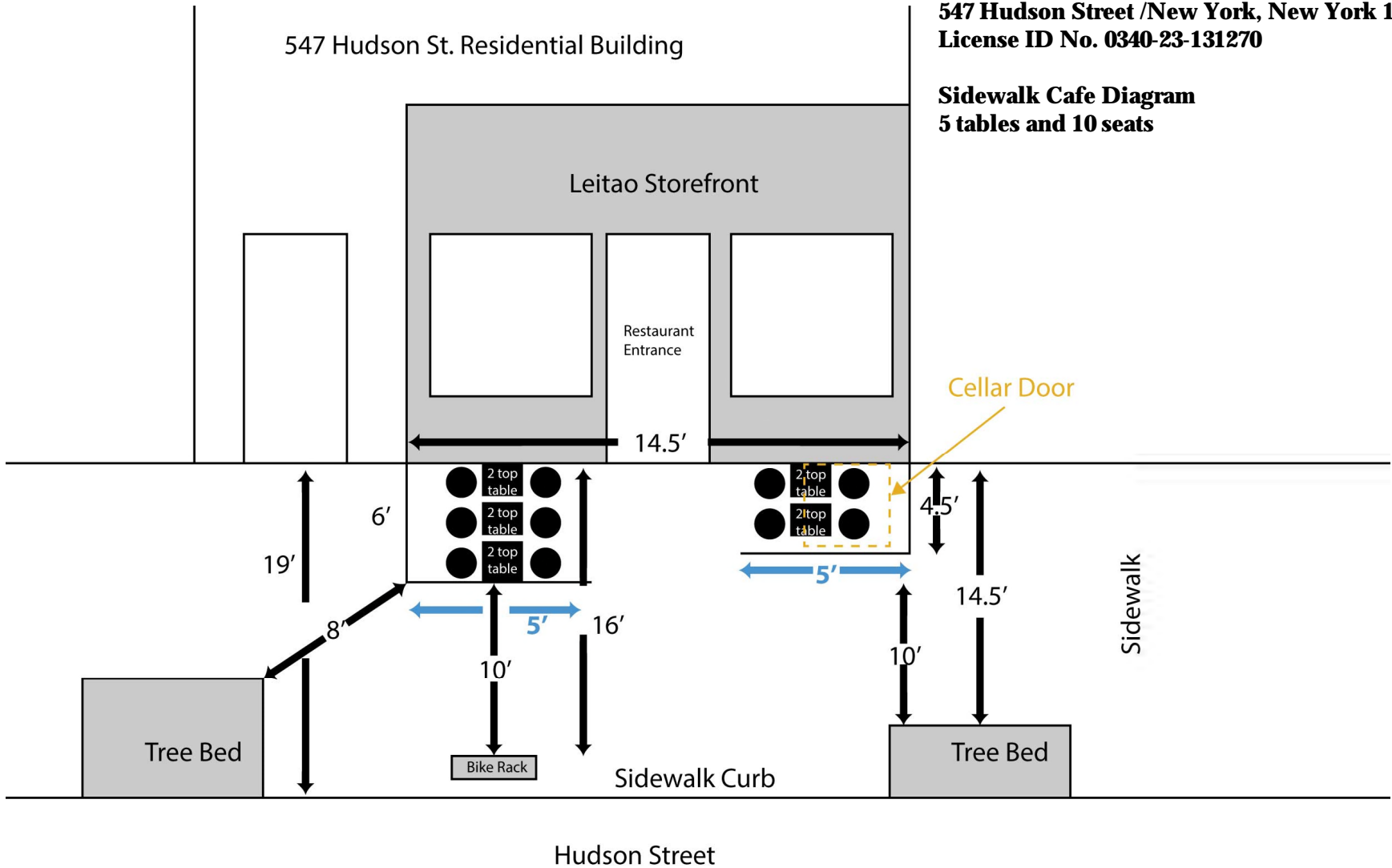
Lighting and Electrical Connections

- Any lighting is outdoor rated, properly secured, and lightweight.
- Connection is directly connected to ground floor restaurant's power source and within the perimeter of the cafe.
- Does not extend beyond the perimeter of the sidewalk cafe.
- Does not exceed 10 feet in height.
- Not attached to any City property, including street trees.
- Electrical work complies with the applicable requirements set forth in the DOT's rules and the New York City Electrical Code.

Please check this box if you are submitting additional documents for review. Documents may include technical drawings prepared by a licensed professional.

Upright Holdings 547 LLC
dba Leitao
547 Hudson Street /New York, New York 10014
License ID No. 0340-23-131270

Sidewalk Cafe Diagram
5 tables and 10 seats



Upright Holdings 547 LLC
dba Leitao
547 Hudson Street /New York, New York 10014
License ID No. 0340-23-131270



Upright Holdings 547 LLC
dba Leitao
547 Hudson Street /New York, New York 10014
License ID No. 0340-23-131270



Upright Holdings 547 LLC
dba Leitao
547 Hudson Street /New York, New York 10014
License ID No. 0340-23-131270

