COMMUNITY BOARD 2 APPLICATION FOR A STATE LIQUOR AUTHORITY LICENSE

FOR EXISTING LICENSEES –
ALTERATION TO ADD CONTIGUOUS OR NONCONTIGUOUS MUNICIPAL PUBLIC SPACE

Form to be Completed and Returned with 30-Day Notice

Name/email of Principal/Contact: [redacted]

Name/email of Representative: [redacted]

Applicant/Premises Name: 18 Greenwich Avenue LLC

DBA Name: Rosemary's

Address of Premises (include zip code)**:** 18 Greenwich Ave New York, NY 10011

Cross Streets of Premises: W. 10th St.

License ID #: 1329262

☑ **On Premise Liquor** ☑ **Restaurant Wine** ☐ **Tavern Wine** ☐ **Other**_____

Sidewalk Café will have no more than *(If premises is located on a corner please indicate for both streets)*:

9 tables and 18 seats on Greenwich Street

10 tables and 20 seats on W. 10th Street

Will applicant agree to close sidewalk café area by 10 PM every night? Yes ☑ No ☐

Will open sidewalk café area at 11am

Roadbed / Open Streets will have no more than *(If premises is located on a corner please indicate for both streets)*:

_____ tables and _____ seats on _____ Street

_____ tables and _____ seats on _____ Street

Is roadbed in a floating parking lane separated from the curb by a bike path? Yes ☐ No ☐

Does DOT Dining Out NYC application include an FDNY waiver? Yes ☐ No ☐

Will applicant agree to close roadbed seating by 10 PM every night? Yes ☐ No ☐

Will open roadbed seating area at _____

For all Applicants:

Will agree there will be no host stands, bus or service stations on the sidewalk or in the roadbed? Yes ☑ No ☐

Will agree there will be no exterior music, speakers or TVs? Yes ☑ No ☐

Will agree that all patrons in any sidewalk café or roadbed will be seated? Yes ☑ No ☐

SECTION 1: Site Plan

- This Site Plan form is required to be uploaded in the **"Sidewalk Site Plan"** field of your online application.
- Refer to the How to Apply page in the Dining Out NYC website for more information about the application process.

DINING OUT NYC | NEW YORK CITY DOT | Eric Adams, Mayor | Ydanis Rodriguez, Commissioner

Sidewalk Cafe Site Plan Form

Applicant Name: 18 GREENWICH AVENUE LLC

Restaurant Name: ROSEMARYS

FSEP Number: 41668282

Identify Clear Path Requirements:

- Clear path requirement for your sidewalk cafe can be found by identifying your corridor type on the DOT's Pedestrian Mobility Plan Pedestrian Demand Map on Open Data.

- [ ] C1- Global Corridor (12 feet Clear Path)
- [ ] C2- Regional Corridor (10 feet Clear Path)
- [x] C3- Neighborhood Corridor (8 feet Clear Path)
- [ ] C4- Community Connector (8 feet Clear Path)
- [ ] C5- Baseline Street (8 feet Clear Path)

Setup Area Identification :

- [ ] **Please check this box if you plan to have outdoor dining located within private property. If so, indicate the property line in the site plan drawing below.**
- [ ] **Please check this box if all or part of your sidewalk cafe is in a sidewalk widening area, developed pursuant to the NYC Zoning Resolution. If so, indicate the property line in the site plan drawing below.**

Use the space below to draw or upload your Site Plan representing your cafe perimeters, furniture, and clearances.

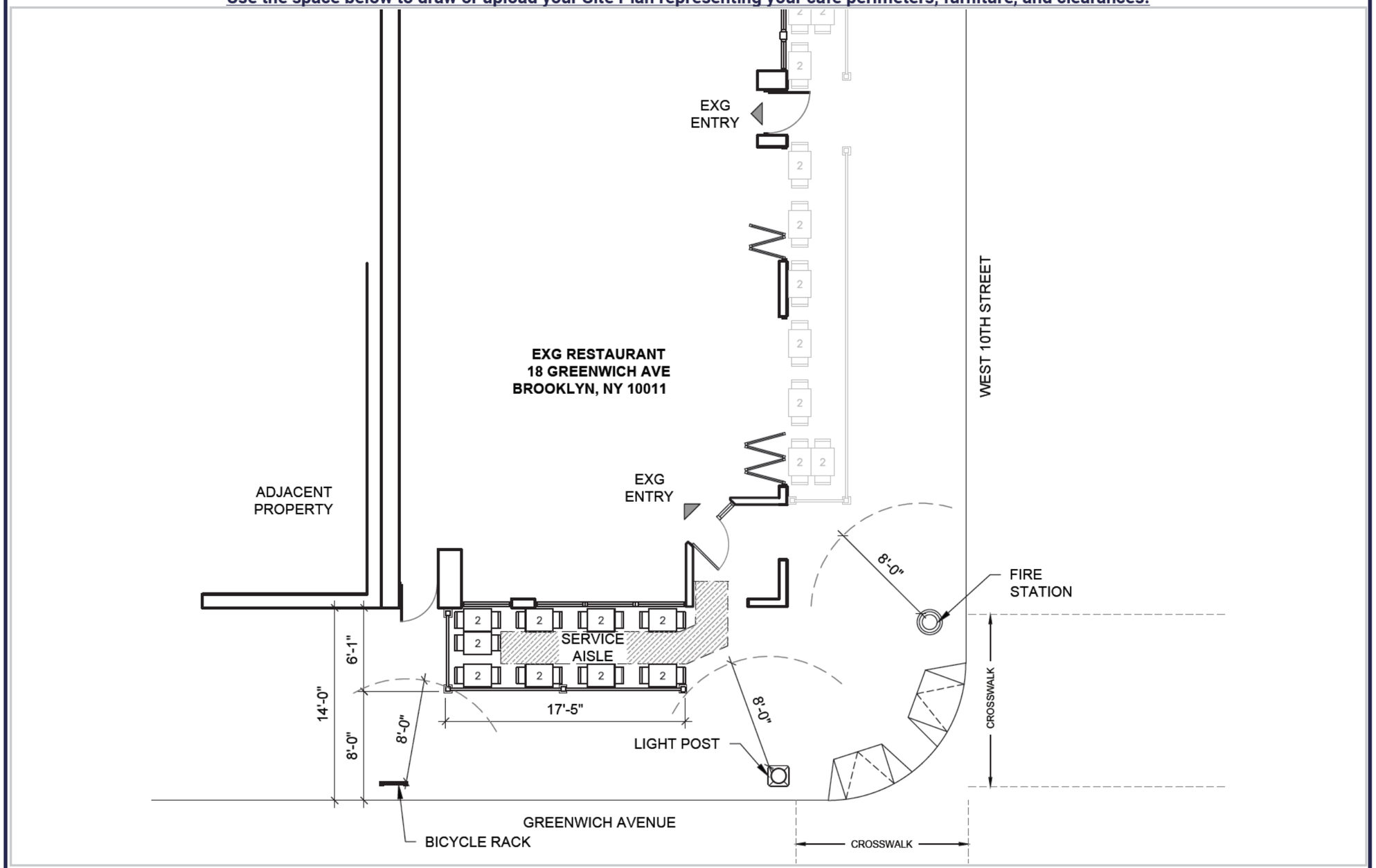

Length of sidewalk cafe: 17.5 feet Width of sidewalk cafe: 6.1 feet

Drawing Requirements

Food service establishment frontage shown by:
- Line representing space occupied in building
- Labels

Street names:
- Labels on each street

Sidewalk shown as:
- Line representing street curb
- Width measured from building line to curb line

Primary building entrance shown as:
- Label
- Distance from proposed setup

Cafe perimeter shown as:
- Line
- Length and width
- ---- (Dashed line) representing Private Property Line

Set-up furniture (tables, chairs, etc.) shown as:
- Lines or symbols at approximate location within setup

Sidewalk elements or objects shown as:
- Lines or symbols
- Labels
- Distance from cafe perimeter

Utility coverings shown as:
- Symbols representing the approximate shape of the covering within the setup

MANHOLE COVER
UTILITY COVERING

SECTION 2: Required Clearances

- Please provide distances from the following objects.
- Only provide a distance if the listed object is within 15 feet of your proposed setup.
- Leave box blank if not applicable.
- Refer to the Setup Guides in the Dining Out NYC website for more information regarding clearances.

Elements with minimum 15 feet clearance from sidewalk cafe:

- [ ] S01- Subway Stair: Open End _____ feet

Elements with minimum 10 feet clearance from sidewalk cafe:

- [ ] S02- Subway Elevator Entrance _____ feet
- [ ] S03- Exhaust Duct _____ feet
- [ ] S04- MTA Curb Cut _____ feet
- [ ] S05- FDNY Curb Cut _____ feet

Elements with minimum 8 feet clearance from sidewalk cafe:

- [ ] S06- Street Tree Bed _____ feet
- [ ] S07- Mailbox _____ feet
- [ ] S08- LinkNYC Kiosk _____ feet
- [ ] S09- Wayfinding Kiosk _____ feet
- [ ] S10- E-charging Station _____ feet
- [ ] S11- Parking Meter _____ feet
- [ ] S12- Select Bus Service Fare Machine _____ feet
- [ ] S13- Newsstand _____ feet
- [x] S14- Streetlight 8 feet
- [ ] S15- Bus Stop Pole _____ feet
- [ ] S16- Fire Hydrant _____ feet
- [ ] S17- Bus Stop Shelter _____ feet
- [ ] S18- Traffic Signal _____ feet

Elements with minimum 5 feet clearance from sidewalk cafe:

- [ ] S19- CitiBike/Bike Share Station _____ feet
- [x] S20- Bike Corral 8 feet
- [ ] S21- Micromobility Station _____ feet
- [ ] S22- Primary Building Entrance _____ feet
- [ ] S23- Curb Cut _____ feet
- [ ] S24- Emergency Exit Hatch _____ feet
- [ ] S25- Subway Stair: Closed End _____ feet
- [ ] S26- Subway Elevator: Non-Entry _____ feet
- [ ] S27- Siamese Connection _____ feet

Elements with minimum 3 feet clearance from sidewalk cafe:

- [ ] S28- Elevated Train Infrastructure _____ feet
- [ ] S29- Transformer Vault _____ feet

Elements with minimum 1 foot 6 inches clearance from sidewalk cafe elements:

- [ ] S30- Vent Infrastructure _____ inches

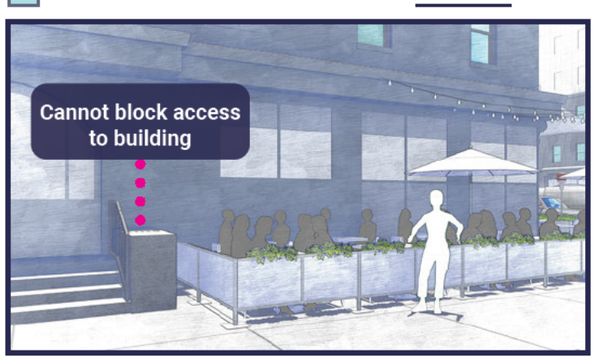

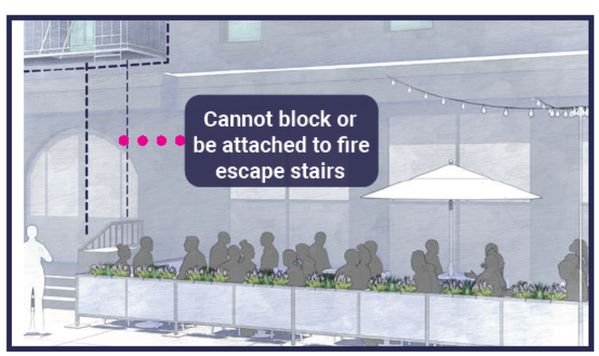

SECTION 3: Material Requirements

- Please indicate which of the following materials will be part of your sidewalk cafe by checking the box next to the category. If applicable, please confirm the materials comply with the Dining Out NYC requirements by checking the box next to the associated requirement.
- Refer to the Setup Guides in the Dining Out NYC website for more information regarding materials.

Materials Checklist:

Required

- [x] **Perimeter Demarcation**
  - [x] Perimeter demarcation must be clear and visible by using a lightweight and removable self-supporting base wall, railing, planter, fence, or stanchion and rope.
  - [x] Maximum height is 2 feet 6 inches (excluding planting(s)).
  - [x] Not affixed to the sidewalk.

Optional- Only check the material categories you intend to use in your sidewalk cafe

- [x] **Furnishings**
  - [x] Lightweight and easily movable.
  - [x] Not affixed to the sidewalk.
- [x] **Awnings (Physically attached to the building)**
  - [x] Minimum 8 feet height from the ground and does not exceed 10 feet height.
  - [x] Easily removable, comprised of fire-grade and wind resistant materials.
  - [x] Does not extend beyond the perimeter of the sidewalk cafe.
  - [x] Complies with the New York City Building Code and the requirements of the Landmarks Preservation Commission, as applicable.
- [ ] **Overhead Coverings/ Umbrellas**
  - [ ] Minimum 7 feet height from the ground and does not exceed 10 feet height.
  - [ ] Easily removable, comprised of fire-grade and wind resistant materials.
  - [ ] Does not extend beyond the perimeter of the sidewalk cafe.
  - [ ] The umbrella/overhead covering has a weighted base and any supports are not affixed to the sidewalk.
  - [ ] Any support structures are of sufficient size and strength, made of durable materials, and free of defects.
- [x] **Lighting and Electrical Connections**
  - [x] Any lighting is outdoor rated, properly secured, and lightweight.
  - [x] Connection is directly connected to ground floor restaurant's power source and within the perimeter of the cafe.
  - [x] Does not extend beyond the perimeter of the sidewalk cafe.
  - [x] Does not exceed 10 feet in height.
  - [x] Not attached to any City property, including street trees.
  - [x] Electrical work complies with the applicable requirements set forth in the DOT's rules and the New York City Electrical Code.

- [ ] **Please check this box if you are submitting additional documents for review. Documents may include technical drawings prepared by a licensed professional.**

ROSEMARY'S

SPRITZ

SECTION 1: Site Plan

- This Site Plan form is required to be uploaded in the **"Sidewalk Site Plan"** field of your online application.
- Refer to the How to Apply page in the Dining Out NYC website for more information about the application process.

DINING OUT NYC | NEW YORK CITY DOT | Eric Adams, Mayor | Ydanis Rodriguez, Commissioner

Sidewalk Cafe Site Plan Form

Applicant Name: 18 GREENWICH AVENUE LLC

Restaurant Name: ROSEMARYS

FSEP Number: 41668282

Identify Clear Path Requirements:

- Clear path requirement for your sidewalk cafe can be found by identifying your corridor type on the DOT's Pedestrian Mobility Plan Pedestrian Demand Map on Open Data.

- ☐ **C1- Global Corridor (12 feet Clear Path)**
- ☐ **C2- Regional Corridor (10 feet Clear Path)**
- ☒ **C3- Neighborhood Corridor (8 feet Clear Path)**
- ☐ **C4- Community Connector (8 feet Clear Path)**
- ☐ **C5- Baseline Street (8 feet Clear Path)**

Setup Area Identification :

- ☐ **Please check this box if you plan to have outdoor dining located within private property. If so, indicate the property line in the site plan drawing below.**
- ☐ **Please check this box if all or part of your sidewalk cafe is in a sidewalk widening area, developed pursuant to the NYC Zoning Resolution. If so, indicate the property line in the site plan drawing below.**

Use the space below to draw or upload your Site Plan representing your cafe perimeters, furniture, and clearances.

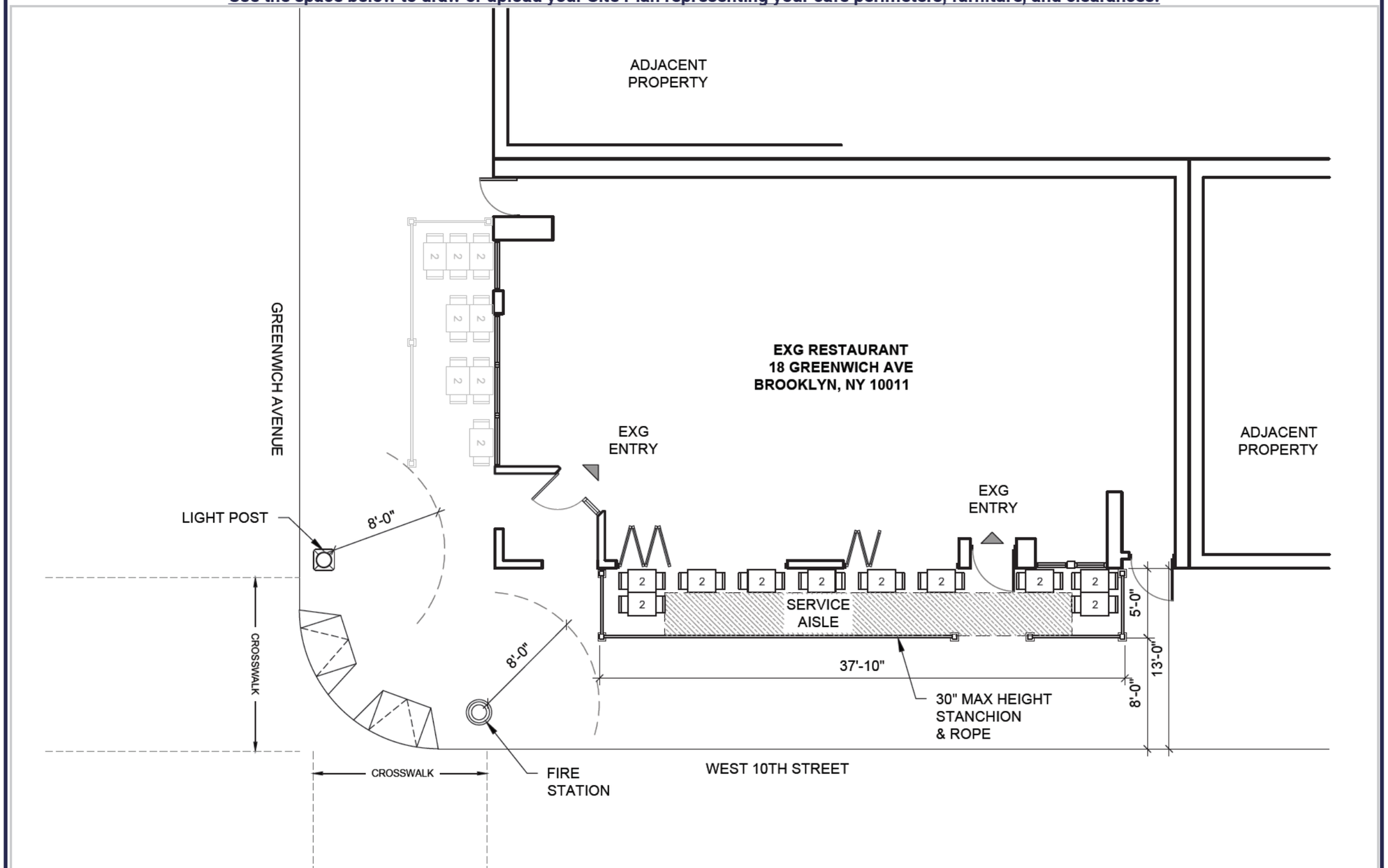

Length of sidewalk cafe: 17.5 feet Width of sidewalk cafe: 6.1 feet

Drawing Requirements

Food service establishment frontage shown by:
- Line representing space occupied in building
- Labels

Street names:
- Labels on each street

Sidewalk shown as:
- Line representing street curb
- Width measured from building line to curb line

Primary building entrance shown as:
- Label
- Distance from proposed setup

Cafe perimeter shown as:
- Line
- Length and width
- –·–·– (Dashed line) representing Private Property Line

Set-up furniture (tables, chairs, etc.) shown as:
- Lines or symbols at approximate location within setup

Sidewalk elements or objects shown as:
- Lines or symbols
- Labels
- Distance from cafe perimeter

Utility coverings shown as:
- Symbols representing the approximate shape of the covering within the setup

MANHOLE COVER
UTILITY COVERING

SECTION 2: Required Clearances

- Please provide distances from the following objects.
- Only provide a distance if the listed object is within 15 feet of your proposed setup.
- Leave box blank if not applicable.
- Refer to the Setup Guides in the Dining Out NYC website for more information regarding clearances.

Elements with minimum 15 feet clearance from sidewalk cafe:

☐ S01- Subway Stair: Open End _____ feet

Elements with minimum 10 feet clearance from sidewalk cafe:

☐ S02- Subway Elevator Entrance _____ feet
☐ S03- Exhaust Duct _____ feet
☐ S04- MTA Curb Cut _____ feet
☐ S05- FDNY Curb Cut _____ feet

Elements with minimum 8 feet clearance from sidewalk cafe:

☐ S06- Street Tree Bed _____ feet
☐ S07- Mailbox _____ feet
☐ S08- LinkNYC Kiosk _____ feet
☐ S09- Wayfinding Kiosk _____ feet
☐ S10- E-charging Station _____ feet
☐ S11- Parking Meter _____ feet
☐ S12- Select Bus Service Fare Machine _____ feet
☐ S13- Newsstand _____ feet
☒ S14- Streetlight 8 feet
☐ S15- Bus Stop Pole _____ feet
☐ S16- Fire Hydrant _____ feet
☐ S17- Bus Stop Shelter _____ feet
☐ S18- Traffic Signal _____ feet

Elements with minimum 5 feet clearance from sidewalk cafe:

☐ S19- CitiBike/Bike Share Station _____ feet
☒ S20- Bike Corral 8 feet
☐ S21- Micromobility Station _____ feet
☐ S22- Primary Building Entrance _____ feet
☐ S23- Curb Cut _____ feet
☐ S24- Emergency Exit Hatch _____ feet
☐ S25- Subway Stair: Closed End _____ feet
☐ S26- Subway Elevator: Non-Entry _____ feet
☐ S27- Siamese Connection _____ feet

Elements with minimum 3 feet clearance from sidewalk cafe:

☐ S28- Elevated Train Infrastructure _____ feet
☐ S29- Transformer Vault _____ feet

Elements with minimum 1 foot 6 inches clearance from sidewalk cafe elements:

☐ S30- Vent Infrastructure _____ inches

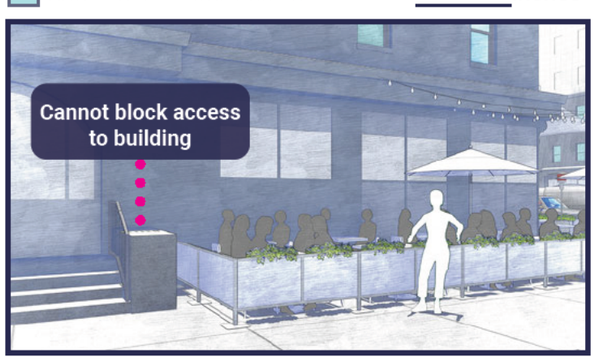

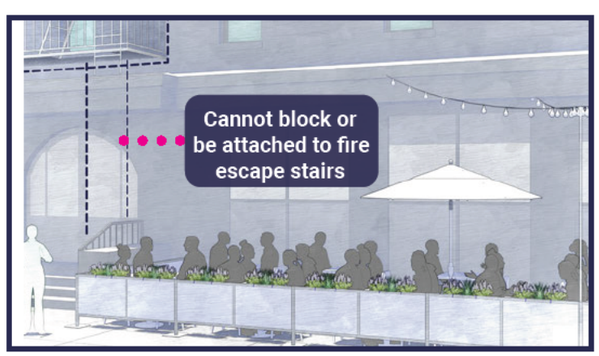

SECTION 3: Material Requirements

- Please indicate which of the following materials will be part of your sidewalk cafe by checking the box next to the category. If applicable, please confirm the materials comply with the Dining Out NYC requirements by checking the box next to the associated requirement.
- Refer to the Setup Guides in the Dining Out NYC website for more information regarding materials.

Materials Checklist:

Required

☒ **Perimeter Demarcation**
- ☒ Perimeter demarcation must be clear and visible by using a lightweight and removable self-supporting base wall, railing, planter, fence, or stanchion and rope.
- ☒ Maximum height is 2 feet 6 inches (excluding planting(s)).
- ☒ Not affixed to the sidewalk.

Optional- Only check the material categories you intend to use in your sidewalk cafe

☒ **Furnishings**
- ☒ Lightweight and easily movable.
- ☒ Not affixed to the sidewalk.

☒ **Awnings (Physically attached to the building)**
- ☒ Minimum 8 feet height from the ground and does not exceed 10 feet height.
- ☒ Easily removable, comprised of fire-grade and wind resistant materials.
- ☒ Does not extend beyond the perimeter of the sidewalk cafe.
- ☒ Complies with the New York City Building Code and the requirements of the Landmarks Preservation Commission, as applicable.

☐ **Overhead Coverings/ Umbrellas**
- ☐ Minimum 7 feet height from the ground and does not exceed 10 feet height.
- ☐ Easily removable, comprised of fire-grade and wind resistant materials.
- ☐ Does not extend beyond the perimeter of the sidewalk cafe.
- ☐ The umbrella/overhead covering has a weighted base and any supports are not affixed to the sidewalk.
- ☐ Any support structures are of sufficient size and strength, made of durable materials, and free of defects.

☒ **Lighting and Electrical Connections**
- ☒ Any lighting is outdoor rated, properly secured, and lightweight.
- ☒ Connection is directly connected to ground floor restaurant's power source and within the perimeter of the cafe.
- ☒ Does not extend beyond the perimeter of the sidewalk cafe.
- ☒ Does not exceed 10 feet in height.
- ☒ Not attached to any City property, including street trees.
- ☒ Electrical work complies with the applicable requirements set forth in the DOT's rules and the New York City Electrical Code.

☐ **Please check this box if you are submitting additional documents for review. Documents may include technical drawings prepared by a licensed professional.**