

RESTAURANT DETAILS

Food Service Establishment Permit(FSEP)

FSEP#: 50131400

Expiration Date: 01/31/2026

DOHMH Status: CURRENT

Business Legal Name: L'ANTICA PIZZERIA DA MICHELE NYC LLC

Assumed Name: L'ANTICA PIZZERIA DA MICHELE

Business Address: 81 GREENWICH AVENUE, NEW YORK, NY 10014

Venue Type: Restaurant (with bar)

Last updated from DOHMH: 09/22/2025

Restaurant Information

Entity Type: Limited Liability Corporation (LLC)

Phone: [REDACTED]

Email Address: [REDACTED]

DOS Information

DOS ID#: 5973696

Process Name: Chet H. Olsen

DOS Address: 9696 Culver Boulevard, Culver City, California 90232

NYS Liquor Authority Information

NYSLA Serial No: 1337701

License Type: On-Premises

Name of License: LAntica Pizzeria da Michele NYC LLC

Title of Representative: Owner

Name of Certificate Holder: Francesco Zimone

Business hours

Sun:

10:00 AM- 11:00 PM

Mon:

11:00 AM- 11:00 PM

Tues:

11:00 AM- 11:00 PM

Wed:

11:00 AM- 11:00 PM

Thurs:

11:00 AM- 11:00 PM

Fri:

11:00 AM- 12:00 AM

Sat:

10:00 AM- 12:00 AM



SECTION 1: Site Plan

- This Site Plan form is required to be uploaded in the "Sidewalk Site Plan" field of your online application.
- Refer to the [How to Apply](#) page in the Dining Out NYC website for more information about the application process.

Identify Clear Path Requirements:

Clear path requirement for your sidewalk cafe can be found by identifying your corridor type on the DOT's Pedestrian Mobility Plan [Pedestrian Demand Map](#).

- ☐ C1- Global Corridor (12 feet Clear Path)
- ☐ C2- Regional Corridor (10 feet Clear Path)
- ☒ C3- Neighborhood Corridor, Community Connector, or Baseline Street (8 feet Clear Path)

Setup Area Identification :

- ☐ Please check this box if you plan to have outdoor dining located partially within private property. If you are uncertain, please request records from your property owner/manager.
- ☐ Please check this box if all or part of your sidewalk cafe is in a sidewalk widening area, developed pursuant to the NYC Zoning Resolution. If so, indicate the property line in the site plan drawing below.

Sidewalk Cafe Site Plan Form

Applicant Name: FRANCESCO ZIMONE

Restaurant Name: L'Antica Pizzeria da Michele

FSEP Number: 50131400

Drawing Requirements

Food service establishment frontage shown by:

- Line representing the establishment's space facing the sidewalk
- Length
- Labels

Private Property shown as:

- Dashed line

Street names:

- Labels on each street

Sidewalk shown as:

- Line representing street curb
- Width measured from building line to curb line

Building entrances shown as:

- Label

Cafe perimeter shown as:

- Lines indicating perimeter
- Length and width

Set-up furniture (tables, chairs, etc.) shown as:

- Lines or symbols at approximate location within setup

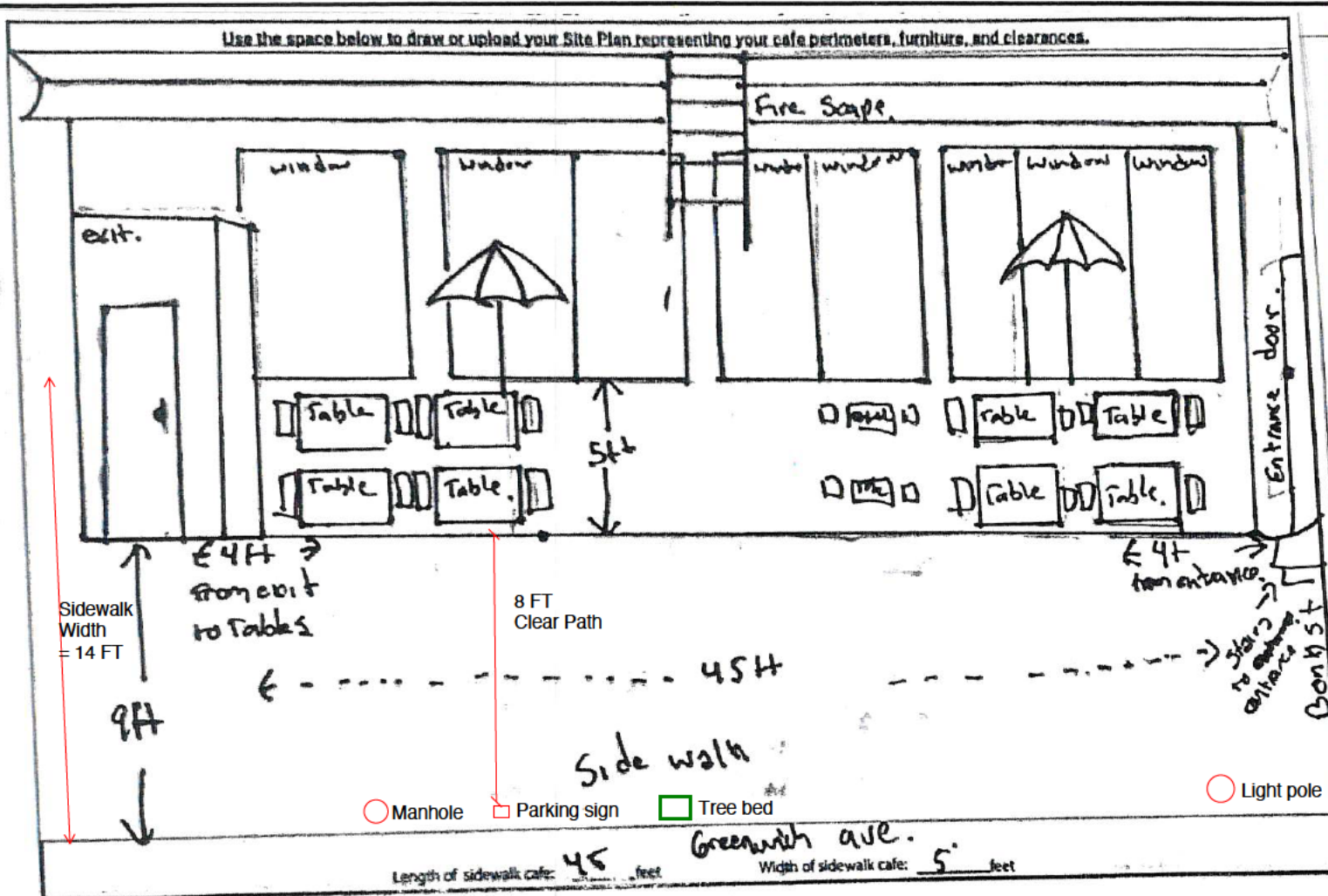
Elements (in Section 2 of this form) within 15 feet of cafe perimeter, shown as:

- Lines or symbols
- Distance from cafe perimeter
- Labels

Utility coverings (water/gas valves, and pull boxes) shown as:

- Symbols representing the location within the setup

North arrow



SECTION 2: Required Clearances

Please provide distances from the following objects.

Only provide a distance if the listed object is within 15 feet of your proposed setup.

Refer to the [Setup Guides](#) in the Dining Out NYC website for more information regarding clearances.

Elements with minimum 15 feet clearance from sidewalk cafe:

☐ S01- Subway Stair: Open End _____ feet

Elements with minimum 10 feet clearance from sidewalk cafe:

☐ S02- Subway Elevator Entrance _____ feet

☐ S03- Exhaust Duct _____ feet

☐ S04- MTA Curb Cut _____ feet

☐ S05- FDNY Curb Cut _____ feet

Elements with minimum 8 feet clearance from sidewalk cafe:

☐ S06- Street Tree Bed _____ feet

☐ S07- Mailbox _____ feet

☐ S08- LinkNYC Kiosk _____ feet

☐ S09- Wayfinding Kiosk _____ feet

☐ S10- E-charging Station _____ feet

☐ S11- Parking Meter _____ feet

☐ S12- SBS Fare Machine _____ feet

☐ S13- Newsstand _____ feet

☒ S14- Streetlight 8 feet

☐ S15- Bus Stop Pole _____ feet

☐ S16- Fire Hydrant _____ feet

☐ S17- Bus Stop Shelter _____ feet

☐ S18- Traffic Signal _____ feet

Elements with minimum 5 feet clearance from sidewalk cafe:

☐ S19- CitiBike/Bike Share Station _____ feet

☐ S20- Bike Corral _____ feet

☐ S21- Micromobility Station _____ feet

☐ S22- Primary Building Entrance _____ feet

☐ S23- Curb Cut _____ feet

☐ S24- Emergency Exit Hatch _____ feet

☐ S25- Subway Stair: Closed End _____ feet

☐ S26- Subway Elevator: Non-Entry _____ feet

☐ S27- Siamese Connection _____ feet

Elements with minimum 3 feet clearance from sidewalk cafe:

☐ S28- Elevated Train Infrastructure _____ feet



☐ S29- Transformer Vault _____ feet

Elements with minimum 1 foot 6 inches clearance from sidewalk cafe elements:

☐ S30- Vent Infrastructure: utility vent poles, vent grates, subway grates _____ inches

☒ S31- Manholes >18 inches

☐ Check this box if none of the objects listed above are within 15 feet of the proposed setup.



SECTION 3: Material Requirements

- Please indicate which of the following materials will be part of your sidewalk cafe by checking the box next to the category. If applicable, please confirm the materials comply with the Dining Out NYC requirements by checking the box next to the associated requirement.
- Refer to the [Setup Guides](#) in the Dining Out NYC website for more information regarding materials.

Materials Checklist:

Required

☒ **Perimeter Demarcation (All of the following must be met)**

- ☒ Perimeter demarcation must be clear and visible by using a lightweight and removable self-supporting base wall, railing, planter, fence, or stanchion and rope.
- ☒ Maximum height is 2 feet 6 inches (excluding planting(s)).
- ☒ Not affixed to the sidewalk.

Optional- Only check the material categories you intend to use in your sidewalk cafe

☐ **Furnishings (if using, the first two below must be met)**

- ☐ Lightweight and easily movable.
- ☐ Not affixed to the sidewalk.
- ☐ Check here if you plan to place tables/chairs on top of a cellar or basement door. If so, please complete the [Cellar or Basement Door Certification](#)

☐ **Awnings Physically Attached to the Building (if using, all of the following must be met)**

- ☐ Minimum 8 feet height from the ground and does not exceed 10 feet height.
- ☐ Easily removable, comprised of fire-grade and wind resistant materials.
- ☐ Does not extend beyond the perimeter of the sidewalk cafe.
- ☐ Complies with the New York City Building Code. Please note that this may require additional permits from DOB, and/or approval from the Landmarks Preservation Commission (LPC) as applicable.

☐ **Overhead Coverings/ Umbrellas (if using, all of the following must be met)**

- ☐ Minimum 7 feet height from the ground and does not exceed 10 feet height.
- ☐ Easily removable, comprised of fire-grade and wind resistant materials.
- ☐ Does not extend beyond the perimeter of the sidewalk cafe.
- ☐ The umbrella/overhead covering has a weighted base and any supports are not affixed to the sidewalk.
- ☐ Any support structures are of sufficient size and strength, made of durable materials, and free of defects.

☐ **Lighting and Electrical Connections (if using, all of the following must be met)**

- ☐ Any lighting is outdoor rated, properly secured, and lightweight.
- ☐ Connection is directly connected to ground floor restaurant's power source and within the perimeter of the cafe.
- ☐ Does not extend beyond the perimeter of the sidewalk cafe.
- ☐ Does not exceed 10 feet in height.
- ☐ Not attached to any City property, including street trees.
- ☐ Electrical work complies with the applicable requirements set forth in DOT's rules and the New York City Electrical Code. Please note that this may require additional permits from DOB or FDNY, and/or approval from the Landmarks Preservation Commission (LPC) as applicable.