

## RESTAURANT DETAILS

Food Service Establishment Permit(FSEP)

FSEP#: 50066048

Expiration Date: 06/30/2025

DOHMH Status: CURRENT

Business Legal Name: BLUE BOTTLE COFFEE INC

Assumed Name: BLUE BOTTLE COFFEE

Business Address: 101 UNIVERSITY PL, NEW YORK, NY 10003

Venue Type: Coffee House

Last updated from DOHMH: 06/25/2024

Restaurant Information

Entity Type: Corporation

Phone: [REDACTED]

Email Address: [REDACTED]

DOS Information

DOS ID#: 6326174

Process Name: Blue Bottle Coffee, LLC

DOS Address: [REDACTED]

NYS Liquor Authority Information

Establishment serves alcohol : No

User Information

Created By: Blue Bottle Coffee

Created On: 8/1/2024 12:12:25 PM

Modified By: Sara Wasim

Modified On: 4/7/2025 4:58:22 PM

Business hours

Sun:

8:30 AM- 5:00 PM

Mon:

7:00 AM- 6:00 PM

Tues:

7:00 AM- 6:00 PM

Wed:

7:00 AM- 6:00 PM

Thurs:

7:00 AM- 6:00 PM

Fri:

7:00 AM- 6:00 PM


Sat:

8:30 AM- 5:00 PM








- This Site Plan form is required to be uploaded in the **“Sidewalk Site Plan”** field of your online application.
- Refer to the [How to Apply](#) page in the Dining Out NYC website for more information about the application process.



<b>Applicant Name:</b>	BLUE BOTTLE COFFEE INC
<b>Restaurant Name:</b>	BLUE BOTTLE COFFEE
<b>FSEP Number:</b>	50066048

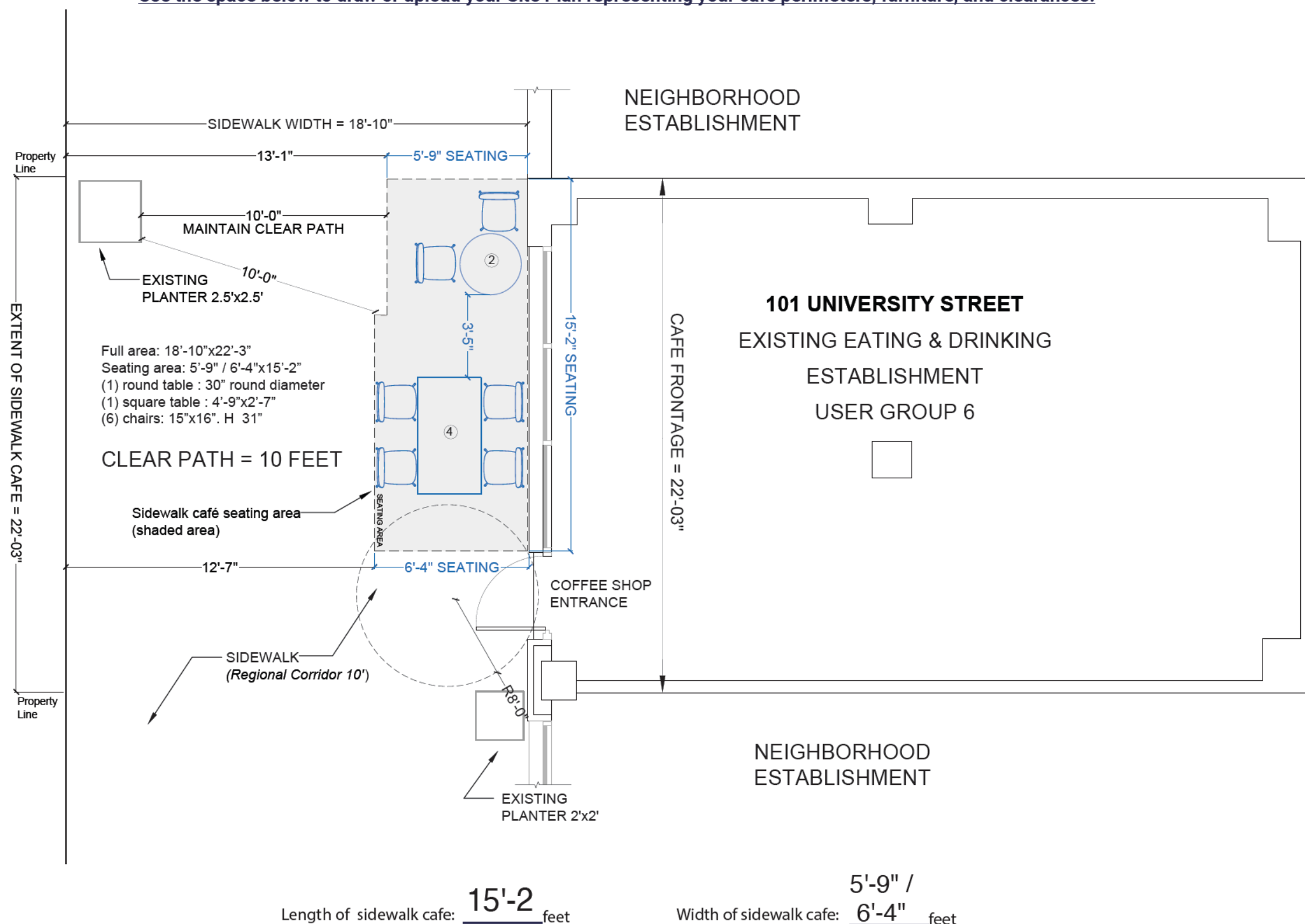
Clear path requirement for your sidewalk cafe can be found by identifying your corridor type on the DOT's Pedestrian Mobility Plan [Pedestrian Demand Map](#).

-  **C1- Global Corridor (12 feet Clear Path)**
-  **C2- Regional Corridor (10 feet Clear Path)**
-  **C3- Neighborhood Corridor, Community Connector, or Baseline Street (8 feet Clear Path)**

☐ Please check this box if you plan to have outdoor dining located partially within private property. If you are uncertain, please request records from your property owner/manager.

☐ Please check this box if all or part of your sidewalk cafe is in a sidewalk widening area, developed pursuant to the NYC Zoning Resolution. If so, indicate the property line in the site plan drawing below.

# UNIVERSITY PLACE



### North arrow

SECTION 2: Required Clearances

- Please provide distances from the following objects.
- Only provide a distance if the listed object is within 15 feet of your proposed setup.
- Refer to the [Setup Guides](#) in the Dining Out NYC website for more information regarding clearances.

Elements with minimum 15 feet clearance from sidewalk cafe:

☐ S01- Subway Stair: Open End \_\_\_\_\_ feet

Elements with minimum 10 feet clearance from sidewalk cafe:

☐ S02- Subway Elevator Entrance \_\_\_\_\_ feet      ☐ S04- MTA Curb Cut \_\_\_\_\_ feet

☐ S03- Exhaust Duct \_\_\_\_\_ feet      ☐ S05- FDNY Curb Cut \_\_\_\_\_ feet

Elements with minimum 8 feet clearance from sidewalk cafe:

☐ S06- Street Tree Bed \_\_\_\_\_ feet      ☐ S13- Newsstand \_\_\_\_\_ feet

☐ S07- Mailbox \_\_\_\_\_ feet      ☐ S14- Streetlight \_\_\_\_\_ feet

☐ S08- LinkNYC Kiosk \_\_\_\_\_ feet      ☐ S15- Bus Stop Pole \_\_\_\_\_ feet

☐ S09- Wayfinding Kiosk \_\_\_\_\_ feet      ☐ S16- Fire Hydrant \_\_\_\_\_ feet

☐ S10- E-charging Station \_\_\_\_\_ feet      ☐ S17- Bus Stop Shelter \_\_\_\_\_ feet

☐ S11- Parking Meter \_\_\_\_\_ feet      ☐ S18- Traffic Signal \_\_\_\_\_ feet

☐ S12- SBS Fare Machine \_\_\_\_\_ feet

Elements with minimum 5 feet clearance from sidewalk cafe:

☐ S19- CitiBike/Bike Share Station \_\_\_\_\_ feet      ☐ S24- Emergency Exit Hatch \_\_\_\_\_ feet

☐ S20- Bike Corral \_\_\_\_\_ feet      ☐ S25- Subway Stair: Closed End \_\_\_\_\_ feet

☐ S21- Micromobility Station \_\_\_\_\_ feet      ☐ S26- Subway Elevator: Non-Entry \_\_\_\_\_ feet

☐ S22- Primary Building Entrance \_\_\_\_\_ feet      ☐ S27- Siamese Connection \_\_\_\_\_ feet

☐ S23- Curb Cut \_\_\_\_\_ feet

Elements with minimum 3 feet clearance from sidewalk cafe:

☐ S28- Elevated Train Infrastructure \_\_\_\_\_ feet      ☐ S29- Transformer Vault \_\_\_\_\_ feet

Elements with minimum 1 foot 6 inches clearance from sidewalk cafe elements:

☐ S30- Vent Infrastructure: \_\_\_\_\_ inches      ☐ S31- Manholes \_\_\_\_\_ inches  
utility vent poles, vent  
grates, subway grates

☐ Check this box if none of the objects listed above are within 15 feet of the proposed setup.



SECTION 3: Material Requirements

- Please indicate which of the following materials will be part of your sidewalk cafe by checking the box next to the category. If applicable, please confirm the materials comply with the Dining Out NYC requirements by checking the box next to the associated requirement.
- Refer to the [Setup Guides](#) in the Dining Out NYC website for more information regarding materials.

Materials Checklist:

\*Required\*

☐ **Perimeter Demarcation (All of the following must be met)**

- ☒ Perimeter demarcation must be clear and visible by using a lightweight and removable self-supporting base wall, railing, planter, fence, or stanchion and rope.
- ☐ Maximum height is 2 feet 6 inches (excluding planting(s)).
- ☐ Not affixed to the sidewalk.

\*Optional- Only check the material categories you intend to use in your sidewalk cafe\*

☐ **Furnishings (if using, the first two below must be met)**

- ☐ Lightweight and easily movable.
- ☐ Not affixed to the sidewalk.
- ☐ Check here if you plan to place tables/chairs on top of a cellar or basement door. If so, please complete the [Cellar or Basement Door Certification](#)

☐ **Awnings Physically Attached to the Building (if using, all of the following must be met)**

- ☐ Minimum 8 feet height from the ground and does not exceed 10 feet height.
- ☐ Easily removable, comprised of fire-grade and wind resistant materials.
- ☐ Does not extend beyond the perimeter of the sidewalk cafe.
- ☐ Complies with the New York City Building Code. Please note that this may require additional permits from DOB, and/or approval from the Landmarks Preservation Commission (LPC) as applicable.

☐ **Overhead Coverings/ Umbrellas (if using, all of the following must be met)**

- ☐ Minimum 7 feet height from the ground and does not exceed 10 feet height.
- ☐ Easily removable, comprised of fire-grade and wind resistant materials.
- ☐ Does not extend beyond the perimeter of the sidewalk cafe.
- ☐ The umbrella/overhead covering has a weighted base and any supports are not affixed to the sidewalk.
- ☐ Any support structures are of sufficient size and strength, made of durable materials, and free of defects.

☐ **Lighting and Electrical Connections (if using, all of the following must be met)**

- ☐ Any lighting is outdoor rated, properly secured, and lightweight.
- ☐ Connection is directly connected to ground floor restaurant's power source and within the perimeter of the cafe.
- ☐ Does not extend beyond the perimeter of the sidewalk cafe.
- ☐ Does not exceed 10 feet in height.
- ☐ Not attached to any City property, including street trees.
- ☐ Electrical work complies with the applicable requirements set forth in DOT's rules and the New York City Electrical Code. Please note that this may require additional permits from DOB or FDNY, and/or approval from the Landmarks Preservation Commission (LPC) as applicable.