



COMMUNITY BOARD NO. 2, MANHATTAN

3 WASHINGTON SQUARE VILLAGE
NEW YORK, NY 10012-1899

www.manhattancb2.org

P: 212-979-2272 F: 212-254-5102 E: info@manhattancb2.org

Greenwich Village ♦ Little Italy ♦ SoHo ♦ NoHo ♦ Hudson Square ♦ Chinatown ♦ Gansevoort Market

COMMUNITY BOARD 2 APPLICATION FOR A STATE LIQUOR AUTHORITY LICENSE

For Existing Licensees – Alteration to add Contiguous or Noncontiguous Municipal Public Space

Instructions

For current licensees applying to add Municipal Public Space to their licensed premises, please supply the following **along with or immediately following submission of the 30-day Notice to Municipalities.**

The 30-day Notice can be found in the [Alteration for Adding or Removing Contiguous and/or Noncontiguous Municipal Public Space Application](#) located on the NYSLA website.

For Sidewalk:

- Submit the attached addendum along with the diagram included with your DOT Dining Out NYC application. The diagram should indicate restaurant frontage (*length*), length and width of set up area(s) inclusive of barriers, location of tables and chairs, service aisle area and sidewalk width.
(Note: Restaurant staff must serve patrons from **within** the sidewalk cafe.)

For Roadway:

- Submit the attached addendum along with the diagram included with your DOT Dining Out NYC application. The diagram should indicate restaurant frontage (*length*), roadbed seating area (*length and width of set up area(s) inclusive of barriers*), location of tables and chairs and service aisle area.
(Note: Restaurant staff must serve patrons from **within** the roadbed dining area.)

For Open Streets:

- Submit the attached addendum along with a diagram of the roadway seating area (*length and width of set up area*) including location of tables and chairs in the roadway. Diagram should include the restaurant frontage. Also include the full roadbed width including the midpoint measurement and the 15' emergency vehicle lane.

For Roadway and Sidewalk:

- Submit photos of the premises where the sidewalk café and/or roadbed will be located. Required photos show one frontal, one left and one right side view of proposed sidewalk café and/or roadbed.
 - For sidewalk café and/or roadbed, photos must show complete sidewalk and/or roadway area including views to curb and neighboring properties.

COMMUNITY BOARD 2 APPLICATION FOR A STATE LIQUOR AUTHORITY LICENSE

**FOR EXISTING LICENSEES –
ALTERATION TO ADD CONTIGUOUS OR NONCONTIGUOUS MUNICIPAL PUBLIC SPACE**

Form to be Completed and Returned with 30-Day Notice

Name/email of Principal/Contact: _____

Name/email of Representative: _____

Applicant/Premises Name: _____

DBA Name: _____

Address of Premises (include zip code): _____

Cross Streets of Premises: _____

License ID #: _____

☐ On Premise Liquor ☐ Restaurant Wine ☐ Tavern Wine ☐ Other _____

Sidewalk Café will have no more than *(If premises is located on a corner please indicate for both streets):*

_____ tables and _____ seats on _____ Street

_____ tables and _____ seats on _____ Street

Will applicant agree to close sidewalk café area by 10 PM every night? Yes ☐ No ☐

Will open sidewalk café area at _____

Roadbed / Open Streets will have no more than *(If premises is located on a corner please indicate for both streets):*

_____ tables and _____ seats on _____ Street

_____ tables and _____ seats on _____ Street

Is roadbed in a floating parking lane separated from the curb by a bike path? Yes ☐ No ☐

Does DOT Dining Out NYC application include an FDNY waiver? Yes ☐ No ☐

Will applicant agree to close roadbed seating by 10 PM every night? Yes ☐ No ☐

Will open roadbed seating area at _____

For all Applicants:

Will agree there will be no host stands, bus or service stations on the sidewalk or in the roadbed? Yes ☐ No ☐




Will agree there will be no exterior music, speakers or TVs? Yes ☐ No ☐

Will agree that all patrons in any sidewalk café or roadbed will be seated? Yes ☐ No ☐

- This Site Plan form is required to be uploaded in the “**Sidewalk Site Plan**” field of your online application.
- Refer to the [How to Apply](#) page in the Dining Out NYC website for more information about the application process.



Identify Clear Path Requirements:

-  **C1- Global Corridor (12 feet Clear Path)**
-  **C2- Regional Corridor (10 feet Clear Path)**
-  **C3- Neighborhood Corridor, Community Connector, or Baseline Street (8 feet Clear Path)**

☐ Please check this box if you plan to have outdoor dining located partially within private property. If you are uncertain, please request records from your property owner/manager.

☐ Please check this box if all or part of your sidewalk cafe is in a sidewalk widening area, developed pursuant to the NYC Zoning Resolution. If so, indicate the property line in the site plan drawing below.

The diagram is a site plan for a property located on King Street. The street is represented by a thick horizontal line at the bottom, with the label "King Street" centered below it. The property boundary is indicated by a dashed line. Key features and dimensions include:

- Frontage:** A horizontal double-headed arrow at the bottom of the property indicates a "35 ft Frontage".
- Setbacks:**
 - A "22.5 ft Frontage" setback is shown as a diagonal double-headed arrow from the street line to the property boundary.
 - An "8 ft Clearance" is indicated by a diagonal double-headed arrow from the street line to a circular feature (likely a fire hydrant) located outside the property boundary.
 - A "4 ft across" dimension is shown as a horizontal double-headed arrow across a narrow section of the property boundary.
- Structures and Features:**
 - Private Residence:** Two rectangular structures are labeled "Private Residence". One is located at the top of the property, and the other is on the left side, adjacent to the street.
 - Entrance/Exit:** A curved line with an arrow indicates the "Entrance/Exit" to the property.
 - Stairs:** A set of stairs is labeled "stairs downstairs", located near the entrance/exit.
 - Bin:** Two rectangular bins are shown. One is located near the entrance/exit, and the other is located on the left side of the property, near the street.
 - Water Cover:** A square feature is labeled "Water Cover", located near the bottom right of the property.
 - Gas Cover:** A square feature is labeled "Gas Cover", located near the bottom right of the property.
 - Fire Hydrant:** A circular feature is labeled "Fire Hydrant", located outside the property boundary near the street.
 - Telephone Pole:** A rectangular feature is labeled "Telephone Pole", located outside the property boundary near the street.
- Other Labels:**
 - CURB:** The word "CURB" is written vertically along the right side of the property boundary and horizontally along the bottom of the property boundary.

North arrow

Length of sidewalk cafe: 32 feet Width of sidewalk cafe: 4 feet

SECTION 2: Required Clearances

- Please provide distances from the following objects.
- Only provide a distance if the listed object is within 15 feet of your proposed setup.
- Refer to the [Setup Guides](#) in the Dining Out NYC website for more information regarding clearances.

Elements with minimum 15 feet clearance from sidewalk cafe:

☐ S01- Subway Stair: Open End _____ feet

Elements with minimum 10 feet clearance from sidewalk cafe:

☐ S02- Subway Elevator Entrance _____ feet ☐ S04- MTA Curb Cut _____ feet

☐ S03- Exhaust Duct _____ feet ☐ S05- FDNY Curb Cut _____ feet

Elements with minimum 8 feet clearance from sidewalk cafe:

☐ S06- Street Tree Bed _____ feet ☐ S13- Newsstand _____ feet

☐ S07- Mailbox _____ feet ☐ S14- Streetlight _____ feet

☐ S08- LinkNYC Kiosk _____ feet ☐ S15- Bus Stop Pole _____ feet

☐ S09- Wayfinding Kiosk _____ feet ☐ S16- Fire Hydrant **8** feet

☐ S10- E-charging Station _____ feet ☐ S17- Bus Stop Shelter _____ feet

☐ S11- Parking Meter _____ feet ☐ S18- Traffic Signal _____ feet

☐ S12- SBS Fare Machine _____ feet

Elements with minimum 5 feet clearance from sidewalk cafe:

☐ S19- CitiBike/Bike Share Station _____ feet ☐ S24- Emergency Exit Hatch _____ feet

☐ S20- Bike Corral _____ feet ☐ S25- Subway Stair: Closed End _____ feet

☐ S21- Micromobility Station _____ feet ☐ S26- Subway Elevator: Non-Entry _____ feet

☐ S22- Primary Building Entrance _____ feet ☐ S27- Siamese Connection _____ feet

☐ S23- Curb Cut _____ feet

Elements with minimum 3 feet clearance from sidewalk cafe:

☐ S28- Elevated Train Infrastructure _____ feet ☐ S29- Transformer Vault _____ feet

Elements with minimum 1 foot 6 inches clearance from sidewalk cafe elements:

☐ S30- Vent Infrastructure: _____ inches ☐ S31- Manholes _____ inches
utility vent poles, vent
grates, subway grates

☐ Check this box if none of the objects listed above are within 15 feet of the proposed setup.



SECTION 3: Material Requirements

- Please indicate which of the following materials will be part of your sidewalk cafe by checking the box next to the category. If applicable, please confirm the materials comply with the Dining Out NYC requirements by checking the box next to the associated requirement.
- Refer to the [Setup Guides](#) in the Dining Out NYC website for more information regarding materials.

Materials Checklist:

Required

☒ **Perimeter Demarcation (All of the following must be met)**

- ☐ Perimeter demarcation must be clear and visible by using a lightweight and removable self-supporting base wall, railing, planter, fence, or stanchion and rope.
- ☐ Maximum height is 2 feet 6 inches (excluding planting(s)).
- ☐ Not affixed to the sidewalk.

Optional- Only check the material categories you intend to use in your sidewalk cafe

☒ **Furnishings (if using, the first two below must be met)**

- ☐ Lightweight and easily movable.
- ☐ Not affixed to the sidewalk.
- ☐ Check here if you plan to place tables/chairs on top of a cellar or basement door. If so, please complete the [Cellar or Basement Door Certification](#)

☐ **Awnings Physically Attached to the Building (if using, all of the following must be met)**

- ☐ Minimum 8 feet height from the ground and does not exceed 10 feet height.
- ☐ Easily removable, comprised of fire-grade and wind resistant materials.
- ☐ Does not extend beyond the perimeter of the sidewalk cafe.
- ☐ Complies with the New York City Building Code. Please note that this may require additional permits from DOB, and/or approval from the Landmarks Preservation Commission (LPC) as applicable.

☐ **Overhead Coverings/ Umbrellas (if using, all of the following must be met)**

- ☐ Minimum 7 feet height from the ground and does not exceed 10 feet height.
- ☐ Easily removable, comprised of fire-grade and wind resistant materials.
- ☐ Does not extend beyond the perimeter of the sidewalk cafe.
- ☐ The umbrella/overhead covering has a weighted base and any supports are not affixed to the sidewalk.
- ☐ Any support structures are of sufficient size and strength, made of durable materials, and free of defects.

☐ **Lighting and Electrical Connections (if using, all of the following must be met)**

- ☐ Any lighting is outdoor rated, properly secured, and lightweight.
- ☐ Connection is directly connected to ground floor restaurant's power source and within the perimeter of the cafe.
- ☐ Does not extend beyond the perimeter of the sidewalk cafe.
- ☐ Does not exceed 10 feet in height.
- ☐ Not attached to any City property, including street trees.
- ☐ Electrical work complies with the applicable requirements set forth in DOT's rules and the New York City Electrical Code. Please note that this may require additional permits from DOB or FDNY, and/or approval from the Landmarks Preservation Commission (LPC) as applicable.



