

RESTAURANT DETAILS

Food Service Establishment Permit(FSEP)

FSEP#: 40374834

Expiration Date: 06/30/2025

DOHMH Status: CURRENT

Business Legal Name: IL COMMENDATORE REST INC.

Assumed Name: CASA BELLA

Business Address: 127 MULBERRY STREET, NEW YORK, NY 10013

Venue Type: Restaurant (with bar)

Last updated from DOHMH: 02/26/2025

Restaurant Information

Entity Type: Corporation

Phone: [REDACTED]

Email Address: [REDACTED]

Secondary Email Address: [REDACTED]

DOS Information

DOS ID#: 586109

Process Name: ADELE GALLO

DOS Address: 127A MULBERRY ST, NEW YORK, New York 10013

NYS Liquor Authority Information

NYSLA Serial No: 034023131563

License Type: On-Premises

Name of License: ADELE GALLO

Title of Representative: PRESIDENT

Name of Certificate Holder: IL COMMENDATORE RESTAURANT INC

User Information

Created By: Michael Kelly

Created On: 8/3/2024 2:36:42 PM

Modified By: Michael Kelly

Modified On: 8/3/2024 2:36:42 PM

Business hours

Sun:12:00 PM- 12:00 AM

Mon:12:00 PM- 12:00 AM


Tues:12:00 PM- 12:00 AM



Wed:12:00 PM- 12:00 AM

Thurs:12:00 PM- 12:00 AM

Fri:12:00 PM- 1:00 AM

Sat:12:00 PM- 1:00 AM





SECTION 1: Site Plan

- This Site Plan form is required to be uploaded in the "Roadway Site Plan" field of your online application
- Refer to the [Roadway Site Plan](#) page in the Dining Out NYC website for more information about the application process

Identify Permitted Parking Location

- Identify the Parking Sign in front of or around the area where your roadway setup would be located.
- Roadway cafes can only be placed in
 1. Parking spaces, which include metered and non-metered spaces, commercial parking, alternate side parking, angled parking, and seasonally restricted parking
 2. Loading areas, including loading only, truck loading, hotel loading, and no parking zones
 3. Floating Parking Lane: a parking lane that is separated from the curb by a protected bicycle lane that is adjacent to the curb

- P1 Parking Space
- P2 Loading Area
- P3 Floating Parking Lane

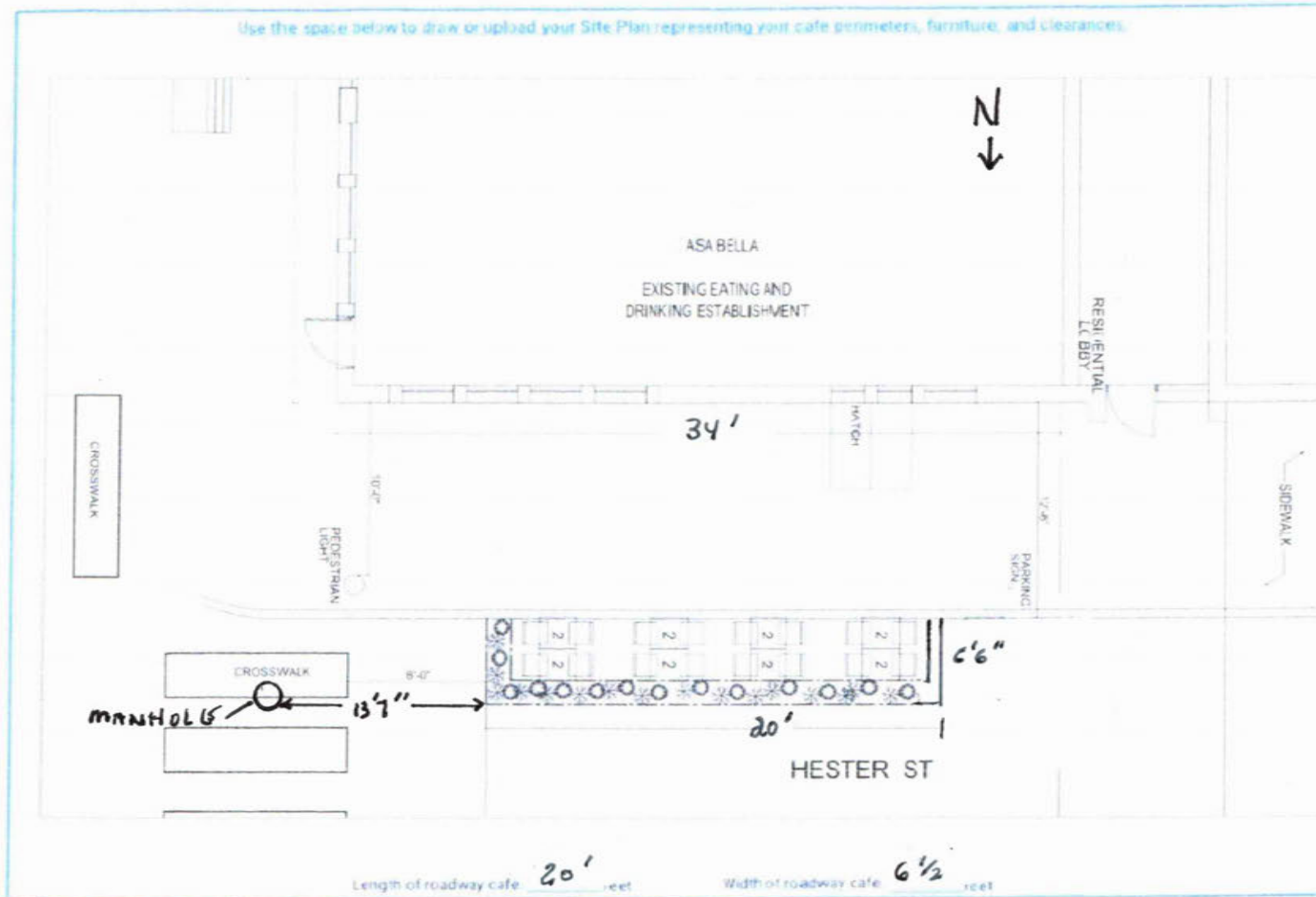


Roadway Cafe Site Plan Form

IL Commendatore Restaurant Inc

Applicant Name: CASA BELLA
 Restaurant Name: CASA BELLA
 FSEP Number: 40374834

Use the space below to draw or upload your Site Plan representing your cafe perimeter, furniture, and clearances.



Drawing Requirements

- Food service establishment frontage shown by**
 - Line representing space occupied in building
 - Labels
 - Length
 - Street names**
 - Labels on each street
 - Sidewalk shown as**
 - Line representing street curb
 - Width measured from building line to curb line
 - Roadway shown as**
 - Lines indicating parking lane
 - Width of parking lane
 - Cafe perimeter shown as**
 - Lines indicating perimeter
 - Length and width of all three sides
 - Set up furniture (tables, chairs, etc.) shown as**
 - Lines or symbols at approximate location within setup
 - Elements or objects shown as**
 - Lines or symbols
 - Labels
 - Distance from cafe perimeter
 - Utility coverings shown as**
 - Symbols representing the approximate shape of the covering within the setup
- MANHOLE COVER
 UTILITY COVERING

SECTION 2: Required Clearances

- Please provide distances from the following objects.
- Only provide a distance if the listed object is within 15 feet of your proposed setup.
- Refer to the [Setup Guides](#) in the Dining Out NYC website for more information regarding clearances.

Elements with minimum 15 feet clearance from roadway cafe:

- R01- Subway Stair: Open End _____ feet R02- Fire Hydrant _____ feet

Elements with minimum 10 feet clearance from roadway cafe:

- R03- Subway Elevator Entrance _____ feet R05- MTA Curb Cut _____ feet
 R04- FDNY Curb Cut _____ feet

Elements with minimum 5 feet clearance from roadway cafe:

- R06- Curb Cut _____ feet R11- CitiBike/Bike Share Station _____ feet
 R07- Emergency Exit Hatch _____ feet R12- Bike Corral _____ feet
 R08- Subway Stair: Closed End _____ feet R13- Micromobility Station _____ feet
 R09- Subway Elevator: Non-Entry _____ feet R14- Drainage Infrastructure _____ feet
 R10- Bus Stop Pole:
 Non- Approaching Side _____ feet

Elements with minimum 3 feet clearance from roadway cafe:

- R15- Elevated Train Infrastructure _____ feet R16- Transformer Vault _____ feet

Elements with minimum 1 foot and 6 inches clearance from roadway cafe:


- R17- Vent Infrastructure: _____ feet R18- Manholes 13'7" inches
 utility vent poles, vent
 grates, subway grates

Elements with minimum 6 inches clearance from roadway cafe:

- R19- Thermoplastic Marking _____ feet

Roadway cafe distance from crosswalks:

- R20- Adjacent to non-approaching side of crosswalk (min. 8 foot distance) 8' feet
- R21- Adjacent to approaching (stopping) side of crosswalk (min. 20 foot distance) _____ feet
- R22- No crosswalk present (maintain 20 feet from curb line of intersecting street) _____ feet



Check this box if none of the objects listed above are within 15 feet of the proposed setup.

SECTION 3: Material Requirements

- Please indicate which of the following materials will be part of your roadway cafe by checking the box next to the category. If applicable, please confirm the materials comply with the Dining Out NYC requirements.
- Refer to the [Setup Guides](#) in the Dining Out NYC website for more information regarding materials.

Materials Checklist:

Required

Barriers (All of the following must be met)

- Maintained on all sides of the cafe except the side fronting the ground floor restaurant.
- Not permanently affixed to the roadway.
- 30-42 inches tall (excluding planting), and at least 4 inches in width.
- Barriers are interconnected with each other.
- Any cladding over the barriers is securely fastened or affixed.
- Minimum 4 inches wide reflective strip on each barrier on the outward facing side.
- Water-filled with a minimum of 150 pounds per linear foot of barrier length.

Optional - Only check the material categories you intend to use in your roadway cafe

Flooring (if using, all of the following must be met)

- Durable, lightweight, easily removable, mold-resistant, elevated from the ground level to allow for drainage, and removable to allow for cleaning.
- Flush with the curb line (except if located on a slope, be flush to the greatest extent feasible), and compliant with applicable accessibility requirements.
- Maintains a 6 inch covered channel between curb and base of flooring to allow for drainage.

Furnishings (if using, all of the following must be met)

- Lightweight and easily movable.

Vertical Screenings (if using, all of the following must be met)

- Located between the barrier and 6 feet above the cafe base or floor.
- Located on the roadway facing side, does not extend the beyond the perimeter of the roadway cafe, and is not affixed to the outward facing side of barriers.
- Easily removable, comprised of non-opaque, fire-grade, and wind resistant materials.
- If within 50 feet of any regulatory or warning signs, does not exceed 46 inches in height.

Overhead Coverings/ Umbrellas (if using, all of the following must be met)

- Minimum of 7 feet and maximum of 10 feet from the base or floor of the roadway cafe.
- Has a weighted base and any support structures are not affixed to the outward facing side of barriers, are of sufficient size and strength, made of durable materials, and free of defects.
- Easily removable, comprised of fire-grade and wind resistant materials.
- If within 50 feet of any regulatory or warning signs, does not exceed 46 inches in height.

Lighting and Electrical Connections (if using, all of the following must be met)

- Any lighting is outdoor rated, properly secured, and lightweight.
- At least 14 feet above sidewalk, and 18 feet above roadway.
- Not attached to any City property, including street trees.
- Electrical work complies with the applicable requirements set forth in DOT's rules and the New York City Electrical Code. Please note that this may require additional permits from DOB or FDNY, and/or approval from the Landmarks Preservation Commission (LPC) as applicable.

SECTION 2: Required Clearances

- Please provide distances from the following objects.
- Only provide a distance if the listed object is within 15 feet of your proposed setup.
- Refer to the [Setup Guides](#) in the Dining Out NYC website for more information regarding clearances.

Elements with minimum 15 feet clearance from roadway cafe:

R01- Subway Stair: Open End _____ feet R02- Fire Hydrant _____ feet

Elements with minimum 10 feet clearance from roadway cafe:

R03- Subway Elevator Entrance _____ feet R05- MTA Curb Cut _____ feet
 R04- FDNY Curb Cut _____ feet

Elements with minimum 5 feet clearance from roadway cafe:

R06- Curb Cut _____ feet R11- CitiBike/Bike Share Station _____ feet
 R07- Emergency Exit Hatch _____ feet R12- Bike Corral _____ feet
 R08- Subway Stair: Closed End _____ feet R13- Micromobility Station _____ feet
 R09- Subway Elevator: Non-Entry _____ feet R14- Drainage Infrastructure _____ feet
 R10- Bus Stop Pole: _____ feet
 Non- Approaching Side _____ feet

Elements with minimum 3 feet clearance from roadway cafe:

R15- Elevated Train Infrastructure _____ feet R16- Transformer Vault _____ feet

Elements with minimum 1 foot and 6 inches clearance from roadway cafe:

R17- Vent infrastructure: utility vent poles, vent grates, subway grates _____ feet R18- Manholes OVER 15' inches

Elements with minimum 6 inches clearance from roadway cafe:

R19- Thermoplastic Marking _____ feet

Roadway cafe distance from crosswalks:

R20- Adjacent to non-approaching side of crosswalk (min. 8 foot distance) _____ feet

R21- Adjacent to approaching (stopping) side of crosswalk (min. 20 foot distance) 20' feet

R22- No crosswalk present (maintain 20 feet from curb line of intersecting street) _____ feet



Check this box if none of the objects listed above are within 15 feet of the proposed setup.

SECTION 3: Material Requirements

- Please indicate which of the following materials will be part of your roadway cafe by checking the box next to the category. If applicable, please confirm the materials comply with the Dining Out NYC requirements.
- Refer to the [Setup Guides](#) in the Dining Out NYC website for more information regarding materials.

Materials Checklist:

- Barriers (All of the following must be met)** *Required*
- Maintained on all sides of the cafe except the side fronting the ground floor restaurant.
 - Not permanently affixed to the roadway.
 - 30-42 inches tall (excluding planting), and at least 4 inches in width.
 - Barriers are interconnected with each other.
 - Any cladding over the barriers is securely fastened or affixed.
 - Minimum 4 inches wide reflective strip on each barrier on the outward facing side.
 - Water-filled with a minimum of 150 pounds per linear foot of barrier length.

Optional - Only check the material categories you intend to use in your roadway cafe

Flooring (if using, all of the following must be met)

- Durable, lightweight, easily removable, mold-resistant, elevated from the ground level to allow for drainage, and removable to allow for cleaning.
- Flush with the curb line (except if located on a slope, be flush to the greatest extent feasible), and compliant with applicable accessibility requirements.
- Maintains a 6 inch covered channel between curb and base of flooring to allow for drainage.

Furnishings (if using, all of the following must be met)

- Lightweight and easily movable.

Vertical Screenings (if using, all of the following must be met)

- Located between the barrier and 6 feet above the cafe base or floor.
- Located on the roadway facing side, does not extend the beyond the perimeter of the roadway cafe, and is not affixed to the outward facing side of barriers.
- Easily removable, comprised of non-opaque, fire-grade, and wind resistant materials.
- If within 50 feet of any regulatory or warning signs, does not exceed 46 inches in height.

Overhead Coverings/Umbrellas (if using, all of the following must be met)

- Minimum of 7 feet and maximum of 10 feet from the base or floor of the roadway cafe.
- Has a weighted base and any support structures are not affixed to the outward facing side of barriers are of sufficient size and strength, made of durable materials, and free of defects.
- Easily removable, comprised of fire-grade and wind resistant materials.
- If within 50 feet of any regulatory or warning signs, does not exceed 46 inches in height.

Lighting and Electrical Connections (if using, all of the following must be met)

- Any lighting is outdoor rated, properly secured, and lightweight.
- At least 14 feet above sidewalk, and 18 feet above roadway.
- Not attached to any City property, including street trees.
- Electrical work complies with the applicable requirements set forth in DOT's rules and the New York City Electrical Code. Please note that this may require additional permits from DOB or FDNY, and/or approval from the Landmarks Preservation Commission (LPC) as applicable.