

Jeanine Kiely, Chair  
Susan Kent, First Vice Chair  
Valerie De La Rosa, Second Vice Chair  
Mark Diller, District Manager



Antony Wong, Treasurer  
Amy Brenna, Secretary  
Ritu Chattree, Assistant Secretary

## Community Board No. 2, Manhattan

3 Washington Square Village

NEW YORK, NY 10012-1899

www.cb2manhattan.org

P: 212-979-2272 F: 212-254-5102 E: info@cb2manhattan .org

Greenwich Village ♦ Little Italy ♦ SoHo ♦ NoHo ♦ Hudson Square ♦ Chinatown ♦ Gansevoort Market

### COMMUNITY BOARD 2 APPLICATION FOR A STATE LIQUOR AUTHORITY LICENSE ADDENDUM FOR OUTDOOR SEATING

For a Liquor License Application that includes any outdoor areas, please complete the following:

- Submit a diagram of outdoor seating indicating length and width of area(s) and location of all tables and chairs. Include all obstructions (trees, fire hydrants, proximity to bus stops, bike racks, signs, etc.).
- Submit photos of the premises where the sidewalk café and/or roadbed will be located. Required photos show one frontal, one left and one right side view of proposed sidewalk café and/or roadbed.
  - Photos must show complete sidewalk and/or roadway area where sidewalk café and/or roadbed will be including views to curb and neighboring properties.
  - For rear yard, show photos of yard and surrounding area, including upper view of adjacent buildings.

**Name of Applicant:** The Crystal Room L.P.

**Address of Premises:** 97 Sullivan Street, New York, NY 10012

**Sidewalk café** will have no more than (If premises is located on a corner please indicate for both streets):

3 tables and 10 seats on Sullivan Street

           tables and            seats on            Street

Hours of sidewalk café:            to 10pm .

Describe any obstructions (trees, fire hydrant, proximity to bus stop, etc):           

**Roadbed** will have no more than (If premises is located on a corner please indicate for both streets):

3 tables and 14 seats on Sullivan Street

           tables and            seats on            Street

Hours of roadbed:            to 10pm .

Describe any obstructions (trees, fire hydrant, proximity to bus stop, etc):           

**Rear yard / Rooftop** (circle) will have no more than n/a tables and            seats

Hours of rear yard / rooftop: n/a to            .

Does seating extend beyond the business frontage?  No  Yes

Will outdoor dining structures **on the sidewalk** be enclosed on three (3) or more sides?  No  Yes

Will outdoor dining structures **on the roadbed** be enclosed on three (3) or more sides?  No  Yes

Is there any outdoor music, speakers or TVs?  No  Yes, please describe:           

Will heating elements be used?  No  Yes, please describe:

# SECTION 1: Site Plan



- This Site Plan form is required to be uploaded in the “**Sidewalk Site Plan**” field of your online application.
- Refer to the [How to Apply](#) page in the Dining Out NYC website for more information about the application process.

## Identify Clear Path Requirements:

- Clear path requirement for your sidewalk cafe can be found by identifying your corridor type on the DOT’s Pedestrian Mobility Plan [Pedestrian Demand Map](#) on Open Data.
  - C1- Global Corridor (12 feet Clear Path)
  - C2- Regional Corridor (10 feet Clear Path)
  - C3- Neighborhood Corridor (8 feet Clear Path)
  - C4- Community Connector (8 feet Clear Path)
  - C5- Baseline Street (8 feet Clear Path)

## Setup Area Identification :

- Please check this box if you plan to have outdoor dining located within private property. If so, indicate the property line in the site plan drawing below.
- Please check this box if all or part of your sidewalk cafe is in a sidewalk widening area, developed pursuant to the NYC Zoning Resolution. If so, indicate the property line in the site plan drawing below.

# Sidewalk Cafe Site Plan Form

Applicant Name: \_\_\_\_\_

Restaurant Name: \_\_\_\_\_

FSEP Number: \_\_\_\_\_

Use the space below to draw or upload your Site Plan representing your cafe perimeters, furniture, and clearances.

Length of sidewalk cafe: \_\_\_\_\_ feet      Width of sidewalk cafe: \_\_\_\_\_ feet

## Drawing Requirements

- Food service establishment frontage shown by:**
- Line representing space occupied in building
  - Labels
- Street names:**
- Labels on each street
- Sidewalk shown as:**
- Line representing street curb
  - Width measured from building line to curb line
- Primary building entrance shown as:**
- Label
  - Distance from proposed setup
- Cafe perimeter shown as:**
- Line
  - Length and width
  - ----- (Dashed line) representing Private Property Line
- Set-up furniture (tables, chairs, etc.) shown as:**
- Lines or symbols at approximate location within setup
- Sidewalk elements or objects shown as:**
- Lines or symbols
  - Labels
  - Distance from cafe perimeter
- Utility coverings shown as:**
- Symbols representing the approximate shape of the covering within the setup
    - MANHOLE COVER
    - UTILITY COVERING

## SECTION 2: Required Clearances

- Please provide distances from the following objects.
- Only provide a distance if the listed object is within 15 feet of your proposed setup.
- Leave box blank if not applicable.
- Refer to the [Setup Guides](#) in the Dining Out NYC website for more information regarding clearances.

### Elements with minimum 15 feet clearance from sidewalk cafe:

S01- Subway Stair: Open End \_\_\_\_\_ feet

### Elements with minimum 10 feet clearance from sidewalk cafe:

S02- Subway Elevator Entrance \_\_\_\_\_ feet       S04- MTA Curb Cut \_\_\_\_\_ feet

S03- Exhaust Duct \_\_\_\_\_ feet       S05- FDNY Curb Cut \_\_\_\_\_ feet

### Elements with minimum 8 feet clearance from sidewalk cafe:

S06- Street Tree Bed \_\_\_\_\_ feet       S13- Newsstand \_\_\_\_\_ feet

S07- Mailbox \_\_\_\_\_ feet       S14- Streetlight \_\_\_\_\_ feet

S08- LinkNYC Kiosk \_\_\_\_\_ feet       S15- Bus Stop Pole \_\_\_\_\_ feet

S09- Wayfinding Kiosk \_\_\_\_\_ feet       S16- Fire Hydrant \_\_\_\_\_ feet

S10- E-charging Station \_\_\_\_\_ feet       S17- Bus Stop Shelter \_\_\_\_\_ feet

S11- Parking Meter \_\_\_\_\_ feet       S18- Traffic Signal \_\_\_\_\_ feet

S12- Select Bus Service Fare Machine \_\_\_\_\_ feet

### Elements with minimum 5 feet clearance from sidewalk cafe:

S19- CitiBike/Bike Share Station \_\_\_\_\_ feet       S24- Emergency Exit Hatch \_\_\_\_\_ feet

S20- Bike Corral \_\_\_\_\_ feet       S25- Subway Stair: Closed End \_\_\_\_\_ feet

S21- Micromobility Station \_\_\_\_\_ feet       S26- Subway Elevator: Non-Entry \_\_\_\_\_ feet

S22- Primary Building Entrance \_\_\_\_\_ feet       S27- Siamese Connection \_\_\_\_\_ feet

S23- Curb Cut \_\_\_\_\_ feet

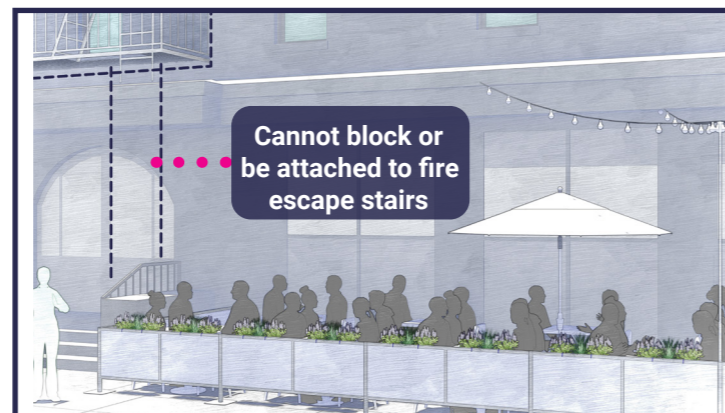

### Elements with minimum 3 feet clearance from sidewalk cafe:

S28- Elevated Train Infrastructure \_\_\_\_\_ feet

S29- Transformer Vault \_\_\_\_\_ feet

### Elements with minimum 1 foot 6 inches clearance from sidewalk cafe elements:

S30- Vent Infrastructure \_\_\_\_\_ inches



## SECTION 3: Material Requirements

- Please indicate which of the following materials will be part of your sidewalk cafe by checking the box next to the category. If applicable, please confirm the materials comply with the Dining Out NYC requirements by checking the box next to the associated requirement.
- Refer to the [Setup Guides](#) in the Dining Out NYC website for more information regarding materials.

### Materials Checklist:

**\*Required\***

#### Perimeter Demarcation

- Perimeter demarcation must be clear and visible by using a lightweight and removable self-supporting base wall, railing, planter, fence, or stanchion and rope.
- Maximum height is 2 feet 6 inches (excluding planting(s)).
- Not affixed to the sidewalk.

**\*Optional- Only check the material categories you intend to use in your sidewalk cafe\***

#### Furnishings

- Lightweight and easily movable.
- Not affixed to the sidewalk.

#### Awnings (Physically attached to the building)

- Minimum 8 feet height from the ground and does not exceed 10 feet height.
- Easily removable, comprised of fire-grade and wind resistant materials.
- Does not extend beyond the perimeter of the sidewalk cafe.
- Complies with the New York City Building Code and the requirements of the Landmarks Preservation Commission, as applicable.

#### Overhead Coverings/ Umbrellas

- Minimum 7 feet height from the ground and does not exceed 10 feet height.
- Easily removable, comprised of fire-grade and wind resistant materials.
- Does not extend beyond the perimeter of the sidewalk cafe.
- The umbrella/overhead covering has a weighted base and any supports are not affixed to the sidewalk.
- Any support structures are of sufficient size and strength, made of durable materials, and free of defects.

#### Lighting and Electrical Connections

- Any lighting is outdoor rated, properly secured, and lightweight.
- Connection is directly connected to ground floor restaurant's power source and within the perimeter of the cafe.
- Does not extend beyond the perimeter of the sidewalk cafe.
- Does not exceed 10 feet in height.
- Not attached to any City property, including street trees.
- Electrical work complies with the applicable requirements set forth in the DOT's rules and the New York City Electrical Code.

- Please check this box if you are submitting additional documents for review. Documents may include technical drawings prepared by a licensed professional.

**SECTION 1: Site Plan**

- This Site Plan form is required to be uploaded in the “**Roadway Site Plan**” field of your online application.
- Refer to the [How to Apply](#) page in the Dining Out NYC website for more information about the application process.

**Identify Permitted Parking Location:**

- Identify the Parking Sign in front of or around the area where your roadway setup would be located.
- Roadway cafes can only be placed in:
  1. Parking spaces, which include: metered and non-metered spaces, commercial parking, alternate side parking, angled parking, and seasonally restricted parking.  **P1- Parking Space**
  2. Loading areas, including loading only, truck loading, hotel loading, and no parking zones.  **P2- Loading Area**
  3. Floating Parking Lane- a parking lane that is separated from the curb by a protected bicycle lane that is adjacent to the curb.  **P3- Floating Parking Lane**

Use the space below to draw or upload your Site Plan representing your cafe perimeters, furniture, and clearances.

**Roadway Cafe Site Plan Form**

**Applicant Name:** \_\_\_\_\_

**Restaurant Name:** \_\_\_\_\_

**FSEP Number:** \_\_\_\_\_

**Drawing Requirements**

**Food service establishment frontage shown by:**

- Line representing space occupied in building
- Labels
- Length

**Street names:**

- Labels on each street

**Sidewalk shown as:**

- Line representing street curb
- Width measured from building line to curb line

**Roadway shown as:**

- Lines indicating parking lane
- Width of parking lane

**Cafe perimeter shown as:**

- Lines indicating perimeter
- Length and width of all three sides

**Set-up furniture (tables, chairs, etc.) shown as:**

- Lines or symbols at approximate location within setup

**Elements or objects shown as:**

- Lines or symbols
- Labels
- Distance from cafe perimeter

**Utility coverings shown as:**

- Symbols representing the approximate shape of the covering within the setup

- MANHOLE COVER
- UTILITY COVERING

Length of roadway cafe: \_\_\_\_\_feet

Width of roadway cafe: \_\_\_\_\_feet

## SECTION 2: Required Clearances

- Please provide distances from the following objects.
- Only provide a distance if the listed object is within 15 feet of your proposed setup.
- Leave box blank if not applicable.
- Refer to the [Setup Guides](#) in the Dining Out NYC website for more information regarding clearances.

### Elements with minimum 15 feet clearance from roadway cafe:

- R01- Subway Stair: Open End \_\_\_\_\_ feet
- R02- Fire Hydrant \_\_\_\_\_ feet

### Elements with minimum 10 feet clearance from roadway cafe:

- R03- Subway Elevator Entrance \_\_\_\_\_ feet
- R04- FDNY Curb Cut \_\_\_\_\_ feet
- R05- MTA Curb Cut \_\_\_\_\_ feet

### Elements with minimum 5 feet clearance from roadway cafe:

- R06- Curb Cut \_\_\_\_\_ feet
- R07- Emergency Exit Hatch \_\_\_\_\_ feet
- R08- Subway Stair: Closed End \_\_\_\_\_ feet
- R09- Subway Elevator: Non-Entry \_\_\_\_\_ feet
- R10- Bus Stop Pole:  
Non- Approaching Side \_\_\_\_\_ feet
- R11- CitiBike/Bike Share Station \_\_\_\_\_ feet
- R12- Bike Corral \_\_\_\_\_ feet
- R13- Micromobility Station \_\_\_\_\_ feet
- R14- Drainage Infrastructure \_\_\_\_\_ feet

### Elements with minimum 3 feet clearance from roadway cafe:

- R15- Elevated Train Infrastructure \_\_\_\_\_ feet
- R16- Transformer Vault \_\_\_\_\_ feet

### Elements with minimum 1 foot and 6 inches clearance from roadway cafe:

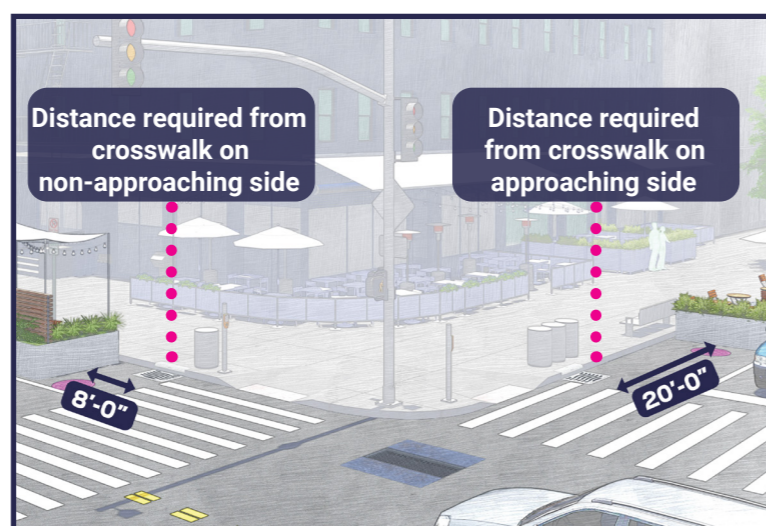
- R17- Vent Infrastructure \_\_\_\_\_ feet

### Elements with minimum 6 inches clearance from roadway cafe:

- R18- Thermoplastic Marking \_\_\_\_\_ feet

### Roadway cafe distance from crosswalks:

- R19- Adjacent to non-approaching side of crosswalk (min. 8 foot distance) \_\_\_\_\_ feet
- R20- Adjacent to approaching (stopping) side of crosswalk (min. 20 foot distance) \_\_\_\_\_ feet
- R21- No crosswalk present (maintain 20 feet from curb line of intersecting street) \_\_\_\_\_ feet



## SECTION 3: Material Requirements

- Please indicate which of the following materials will be part of your roadway cafe by checking the box next to the category. If applicable, please confirm the materials comply with the Dining Out NYC requirements.
- Refer to the [Setup Guides](#) in the Dining Out NYC website for more information regarding materials.

### Materials Checklist:

- \*Required\***
- Barriers**
    - Maintained on all sides of the cafe except the side fronting the ground floor restaurant.
    - Not permanently affixed to the roadway.
    - 30-42 inches tall (excluding planting), and at least 4 inches in width.
    - Barriers are interconnected with each other.
    - Any cladding over the barriers is securely fastened or affixed.
    - Minimum 4 inches wide reflective strip on each barrier on the outward facing side.
    - Water-filled with a minimum of 150 pounds per linear foot of barrier length.
    - If your proposed barriers will utilize fill materials other than water please check this box. This may require additional information from the applicant and further review by the Dining Out NYC team, as well as supporting DOT units and City agencies.

**\*Optional- Only check the material categories you intend to use in your roadway cafe\***

- Flooring**
  - Durable, lightweight, easily removable, mold-resistant, elevated from the ground level to allow for drainage, and removable to allow for cleaning.
  - Flush with the curb line (except if located on a slope, be flush to the greatest extent feasible), and compliant with applicable accessibility requirements.
  - Maintains a 6 inch covered channel between curb and base of flooring to allow for drainage.
- Furnishings**
  - Lightweight and easily movable.
- Vertical Screenings**
  - Located between the barrier and 6 feet above the cafe base or floor.
  - Located on the roadway facing side, does not extend the beyond the perimeter of the roadway cafe, and is not affixed to the outward facing side of barriers.
  - Easily removable, comprised of non-opaque, fire-grade, and wind resistant materials.
  - If within 50 feet of any regulatory or warning signs, does not exceed 46 inches in height.
- Overhead Coverings/ Umbrellas**
  - Minimum of 7 feet and maximum of 10 feet from the base or floor of the roadway cafe.
  - Has a weighted base and any support structures are not affixed to the outward facing side of barriers, are of sufficient size and strength, made of durable materials, and free of defects.
  - Easily removable, comprised of fire-grade and wind resistant materials.
  - If within 50 feet of any regulatory or warning signs, does not exceed 46 inches in height.
- Lighting and Electrical Connections**
  - Any lighting is outdoor rated, properly secured, and lightweight.
  - At least 14 feet above sidewalk, and 18 feet above roadway.
  - Not attached to any City property, including street trees.
  - Electrical work complies with the applicable requirements set forth in the DOT's rules and the New York City Electrical Code.

- Please check this box if you are submitting additional documents for review. Documents may include technical drawings prepared by a licensed professional.



COMMUNITY BOARD NO. 2, MANHATTAN

3 WASHINGTON SQUARE VILLAGE

NEW YORK, NY 10012-1899

www.manhattancb2.org

P: 212-979-2272 F: 212-254-5102 E: info@manhattancb2.org

Greenwich Village ♦ Little Italy ♦ SoHo ♦ NoHo ♦ Hudson Square ♦ Chinatown ♦ Gansevoort Market

Community Board 2 Dining Out NYC Modifications

The original signed and notarized form must be returned to the CB2 office by Tuesday, January 21, 2025 at 1:00pm.. The signed and notarized form is only valid if accompanied by the updated site plan, which includes the two pages of the Dining Out NYC site plan form.

I, MICHAEL PARITSKY (FirstName LastName) as a qualified representative of The Crystal Room LP dba Blue Ribbon located at 97 Sullivan Street, New York, NY 10012 agree to the following modifications:

Application Type: [X] Roadway Cafe NYC DOT Dining Out NYC Application #: 20240727010002

[X] ACCESSIBLE ROUTE FOR ADA ACCESSIBILITY: Will ensure the presence of ADA accessible route of 36 inches (36") within and into the roadway cafe setup once interior cafe dimensions are determined, even if it means removing tables;

[X] DINING SURFACES AND ADA ACCESSIBILITY: Will ensure that 5% of dining surfaces (but no less than 1) will be ADA accessible;

[X] SERVICE AISLE: Will maintain the service aisle within the roadway cafe setup once interior cafe dimensions are determined, even if it means removing tables;

[X] Will submit an updated site plan with the modifications above to CB2, Man.;

[X] Will appear before CB2, Man. prior to submitting any changes to any modifications agreed to herein.

Residents may contact the Manager/Owner at the following phone number. Any complaints will be addressed immediately

Name: MICHAEL PARITSKY

Phone Number: [REDACTED]

Signed: [Signature] Print Name: MICHAEL PARITSKY Dated: 1/18/25
Sworn to this 18th day of January 2025
Notary Public

DOMINIQUE GRECI (MARTINEZ)
NOTARY PUBLIC
STATE OF NEW YORK, KING'S COUNTY
No. 01GR64430241
EXPIRATION: 10/24/2026

CB2 and Applicant/Licensee request that the NYC DOT add these modifications to the method of operation/conditions of revocable consent license for a roadway cafe