

Train Design LLC and The Third Man Management LP
dba Pastis

54 56 Gansevoort Street/New York, New York 10014

Questionnaire Addendum for an SLA Alteration Application to
Add Exterior Space to an On-Premises Liquor License

1. Department of Transportation Site Plan for Sidewalk Cafe
2. Department of Transportation Site Plan for Roadway Cafe
3. Community Board Signed Stipulations April 19, 2018

BERNSTEIN REDO & SAVITSKY PC

1177 Avenue of the Americas, 5th floor

New York, NY 10036

Tel. 212.651.3100

www.brpclaw.com

Jeanine Kiely, Chair
Susan Kent, First Vice Chair
Valerie De La Rosa, Second Vice Chair
Mark Diller, District Manager



Antony Wong, Treasurer
Amy Brenna, Secretary
Ritu Chattree, Assistant Secretary

Community Board No. 2, Manhattan

3 Washington Square Village

NEW YORK, NY 10012-1899

www.cb2manhattan.org

P: 212-979-2272 F: 212-254-5102 E: info@cb2manhattan .org

Greenwich Village ♦ Little Italy ♦ SoHo ♦ NoHo ♦ Hudson Square ♦ Chinatown ♦ Gansevoort Market

COMMUNITY BOARD 2 APPLICATION FOR A STATE LIQUOR AUTHORITY LICENSE ADDENDUM FOR OUTDOOR SEATING

For a Liquor License Application that includes any outdoor areas, please complete the following:

- Submit a diagram of outdoor seating indicating length and width of area(s) and location of all tables and chairs. Include all obstructions (trees, fire hydrants, proximity to bus stops, bike racks, signs, etc.).
- Submit photos of the premises where the sidewalk café and/or roadbed will be located. Required photos show one frontal, one left and one right side view of proposed sidewalk café and/or roadbed.
 - Photos must show complete sidewalk and/or roadway area where sidewalk café and/or roadbed will be including views to curb and neighboring properties.
 - For rear yard, show photos of yard and surrounding area, including upper view of adjacent buildings.

Name of Applicant: **Train Design LLC and The Third Man Management LP**

Address of Premises: **54 56 Gansevoort Street/ New York, NY 10014**

Sidewalk café will have no more than (If premises is located on a corner please indicate for both streets):

26 tables and **60** seats on **Gansevoort** Street

_____ tables and _____ seats on _____ Street

Hours of sidewalk café: * _____ to _____. ***7am -11pm Sunday - Thursday and 7am - 12am Friday - Saturday as per the enclosed 4.19.2018 Stipulations**

Describe any obstructions (trees, fire hydrant, proximity to bus stop, etc): _____

Parking sign

Roadbed will have no more than (If premises is located on a corner please indicate for both streets):

30 tables and **60** seats on **Gansevoort** Street

_____ tables and _____ seats on _____ Street

Hours of roadbed: * _____ to _____. ***7am -11pm Sunday - Thursday and 7am - 12am Friday - Saturday as per the enclosed 4.19.2018 Stipulations**

Describe any obstructions (trees, fire hydrant, proximity to bus stop, etc): _____

Parking sign

Rear yard / Rooftop (circle) will have no more than _____ tables and _____ seats **N/A**

Hours of rear yard / rooftop: _____ to _____ .

Does seating extend beyond the business frontage? ___No Yes

Will outdoor dining structures **on the sidewalk** be enclosed on three (3) or more sides? ___No Yes

Will outdoor dining structures **on the roadbed** be enclosed on three (3) or more sides? ___No Yes

Is there any outdoor music, speakers or TVs? No ___Yes, please describe: _____

Will heating elements be used? ___No Yes, please describe: **Solaria Cozy electric heaters for both the sidewalk and roadway cafes.**

Department of Transportation Site Plan for Sidewalk Cafe

SECTION 1: Site Plan

- This Site Plan form is required to be uploaded in the "Sidewalk Site Plan" field of your online application.
- Refer to the [How to Apply](#) page in the Dining Out NYC website for more information about the application process.

Identify Clear Path Requirements:

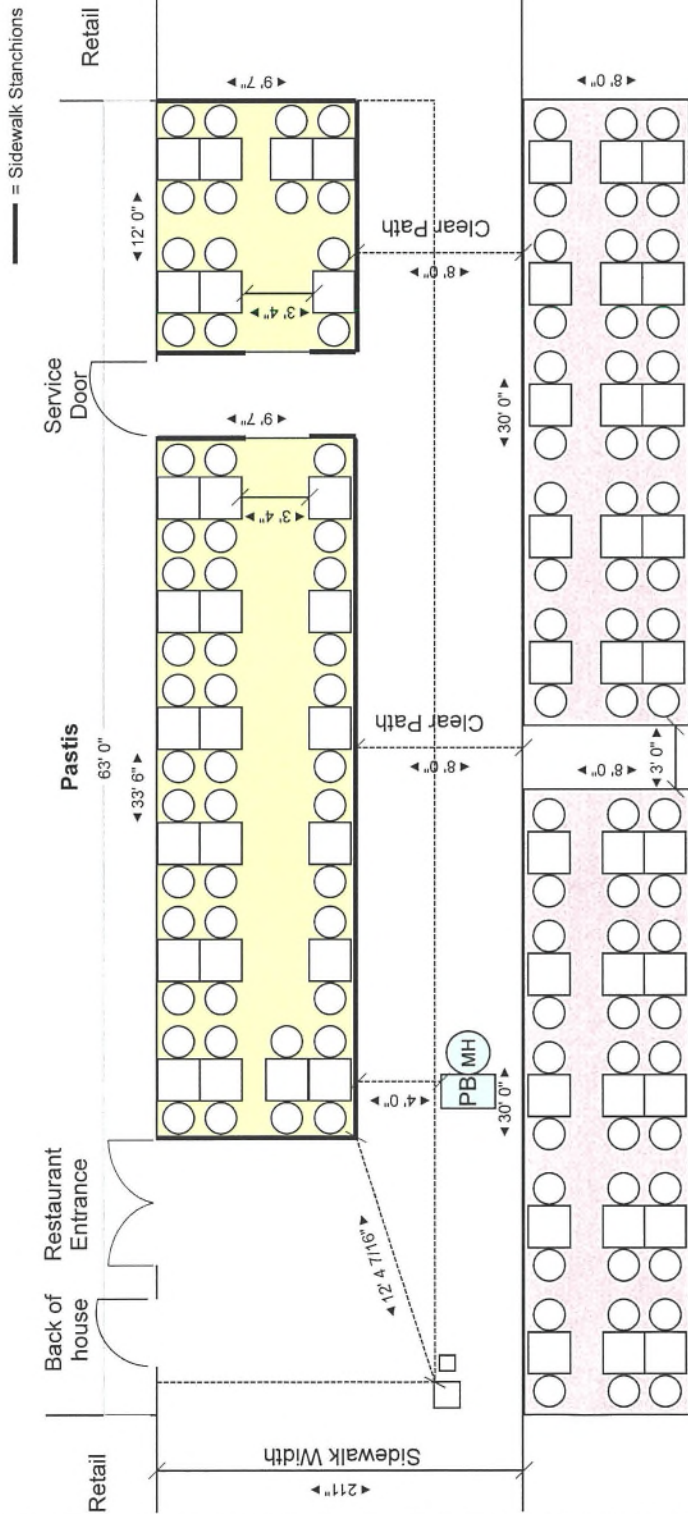
- C1- Global Corridor (12 feet Clear Path)
- C2- Regional Corridor (10 feet Clear Path)
- C3- Neighborhood Corridor, Community Connector, or Baseline Street (8 feet Clear Path)

- Please check this box if you plan to have outdoor dining located partially within private property. If you are uncertain, please request records from your property owner/manager.
- Please check this box if all or part of your sidewalk cafe is in a sidewalk widening area, developed pursuant to the NYC Zoning Resolution. If so, indicate the property line in the site plan drawing below.

Setup Area Identification :

Applicant Name: Kevin D'Signa
 Restaurant Name: Pastis
 FSEF Number: _____

Use the space below to draw or upload your Site Plan representing your cafe perimeter, furniture, and clearances.



54 Gansevoort St.
 Global Corridor - Clear Path = 12'
 (8' Variance)

Length of sidewalk cafe: 45' 6" feet

Width of sidewalk cafe: 9' 7" feet

Drawing Requirements

- Food service establishment frontage shown by:**
- Line representing the establishment space facing the sidewalk
 - Length
 - Labels

- Private Property shown as:**
- Dashed line

- Street names:**
- Labels on each street

- Sidewalk shown as:**
- Line representing street curb
 - Width measured from building in curb line

- Building entrances shown as:**
- Label

- Cafe perimeter shown as:**
- Lines indicating perimeter
 - Length and width

- Set-up furniture (tables, chairs, etc.) shown as:**
- Lines or symbols at approximate location within setup

- Elements (in Section 2 of this form) within 15 feet of cafe perimeter, shown as:**
- Lines or symbols
 - Distance from cafe perimeter
 - Labels

- Utility coverings (water/gas valves, pull boxes) shown as:**
- Symbols representing the location within the setup

North arrow

SECTION 2: Required Clearances

- Please provide distances from the following objects.
- Only provide a distance if the listed object is within 15 feet of your proposed setup.
- Refer to the [Setup Guides](#) in the Dining Out NYC website for more information regarding clearances.

Elements with minimum 15 feet clearance from sidewalk cafe:

S01- Subway Stair: Open End _____ feet

Elements with minimum 10 feet clearance from sidewalk cafe:

S02- Subway Elevator Entrance _____ feet S04- MTA Curb Cut _____ feet
 S03- Exhaust Duct _____ feet S05- FDNY Curb Cut _____ feet

Elements with minimum 8 feet clearance from sidewalk cafe:

S06- Street Tree Bed _____ feet S13- Newsstand _____ feet
 S07- Mailbox _____ feet S14- Streetlight _____ feet
 S08- LinkNYC Kiosk _____ feet S15- Bus Stop Pole _____ feet
 S09- Wayfinding Kiosk _____ feet S16- Fire Hydrant _____ feet
 S10- E-charging Station _____ feet S17- Bus Stop Shelter _____ feet
 S11- Parking Meter _____ feet S18- Traffic Signal _____ feet
 S12- SBS Fare Machine _____ feet

Elements with minimum 5 feet clearance from sidewalk cafe:

S19- CitiBike/Bike Share Station _____ feet S24- Emergency Exit Hatch _____ feet
 S20- Bike Corral _____ feet S25- Subway Stair: Closed End _____ feet
 S21- Micromobility Station _____ feet S26- Subway Elevator: Non-Entry _____ feet
 S22- Primary Building Entrance _____ feet S27- Siamese Connection _____ feet
 S23- Curb Cut _____ feet

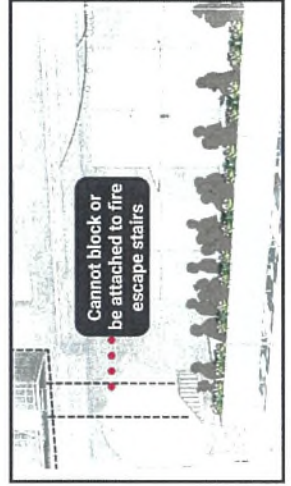
Elements with minimum 3 feet clearance from sidewalk cafe:

S28- Elevated Train Infrastructure _____ feet S29- Transformer Vault _____ feet

Elements with minimum 1 foot 6 inches clearance from sidewalk cafe elements:

S30- Vent Infrastructure: utility vent poles, vent grates, subway grates _____ inches S31- Manholes 48 _____ inches

Check this box if none of the objects listed above are within 15 feet of the proposed setup.



SECTION 3: Material Requirements

- Please indicate which of the following materials will be part of your sidewalk cafe by checking the box to the category. If applicable, please confirm the materials comply with the Dining Out NYC requirement checking the box next to the associated requirement.
- Refer to the [Setup Guides](#) in the Dining Out NYC website for more information regarding materials.

Materials Checklist:

Required

Perimeter Demarcation (All of the following must be met)

- Perimeter demarcation must be clear and visible by using a lightweight and removable self-supporting base wall, railing, planter, fence, or stanchion and rope.
- Maximum height is 2 feet 6 inches (excluding planting(s)).
- Not affixed to the sidewalk.

Optional- Only check the material categories you intend to use in your sidewalk cafe.

Furnishings (if using, the first two below must be met)

- Lightweight and easily movable.
- Not affixed to the sidewalk.
- Check here if you plan to place tables/chairs on top of a cellar or basement door. If so, please complete the [Basement Door Certification](#)

Awnings Physically Attached to the Building (if using, all of the following must be met)

- Minimum 8 feet height from the ground and does not exceed 10 feet height.
- Easily removable, comprised of fire-grade and wind resistant materials.
- Does not extend beyond the perimeter of the sidewalk cafe.
- Complies with the New York City Building Code. Please note that this may require additional permits from D and/or approval from the Landmarks Preservation Commission (LPC) as applicable.

Overhead Coverings/ Umbrellas (if using, all of the following must be met)

- Minimum 7 feet height from the ground and does not exceed 10 feet height.
- Easily removable, comprised of fire-grade and wind resistant materials.
- Does not extend beyond the perimeter of the sidewalk cafe.
- The umbrella/overhead covering has a weighted base and any supports are not affixed to the sidewalk.
- Any support structures are of sufficient size and strength, made of durable materials, and free of defects.

Lighting and Electrical Connections (if using, all of the following must be met)

- Any lighting is outdoor rated, properly secured, and lightweight.
- Connection is directly connected to ground floor restaurant's power source and within the perimeter of the cafe.
- Does not extend beyond the perimeter of the sidewalk cafe.
- Does not exceed 10 feet in height.
- Not attached to any City property, including street trees.
- Electrical work complies with the applicable requirements set forth in DOT's rules and the New York City Electrical Code. Please note that this may require additional permits from DOB or FDNY, and/or approval from Landmarks Preservation Commission (LPC) as applicable.

Department of Transportation Site Plan for Roadway Café

Roadway Cafe Site Plan Form

Applicant Name: Frank Jones LLC
 Restaurant Name: PUSH
 FSEFP Number: _____

SECTION 1: Site Plan

- This Site Plan form is required to be uploaded in the "Roadway Site Plan" field of your online application.
- Refer to the [How to Apply](#) page in the Dining Out NYC website for more information about the application process.

Identify Permitted Parking Location:

- Identify the Parking Sign in front of or around the area where your roadway setup would be located.
- Roadway cafes can only be placed in:
 - Parking spaces, which include: metered and non-metered spaces, commercial parking, alternate side parking, angled parking, and seasonally restricted parking.
 - Loading areas, including loading only, truck loading, hotel loading, and no parking zones.
 - Floating Parking Lane - a parking lane that is separated from the curb by a protected bicycle lane that is adjacent to the curb.

- P1 - Parking Space
- P2 - Loading Area
- P3 - Floating Parking Lane

Use the space below to draw or upload your Site Plan representing your cafe perimeter, furniture, and clearances.



Length of roadway cafe: 60 feet Width of roadway cafe: 8 feet

Drawing Requirements

Food service establishment frontage shown as:

- Line representing the establishment's space facing the sidewalk
- Length
- Label

Street names:

- Labels on each street

Sidewalk shown as:

- Line representing street curb
- Width of curbside lane

Roadway shown as:

- Width of curbside lane

Cafe perimeter shown as:

- Lines indicating perimeter
- Length and width

Set-up furniture (tables, chairs, etc.) shown as:

- Lines or symbols at approximate location within setup

Elements (in Section 2 of this form) within 15 feet of cafe perimeter, shown as:

- Lines or symbols
- Distance from cafe perimeter
- Labels

Utility coverings (water/gas valves, and pull boxes) shown as:

- Symbols representing the location within the setup

North arrow

SECTION 2: Required Clearances

- Please provide distances from the following objects.
- Only provide a distance if the listed object is within 15 feet of your proposed setup.
- Refer to the **Setup Guides** in the Dining Out NYC website for more information regarding clearances.

Elements with minimum 15 feet clearance from roadway cafe:

R01- Subway Stair-Open End _____ feet R02- Fire Hydrant _____ feet

Elements with minimum 10 feet clearance from roadway cafe:

R03- Subway Elevator Entrance _____ feet R05- MTA Curb Cut _____ feet

R04- FDNY Curb Cut _____ feet

Elements with minimum 5 feet clearance from roadway cafe:

R06- Curb Cut _____ feet R11- CitiBike/Bike Share Station _____ feet

R07- Emergency Exit Hatch _____ feet R12- Bike Corral _____ feet

R08- Subway Stair-Closed End _____ feet R13- Micromobility Station _____ feet

R09- Subway Elevator-Non-Entry _____ feet R14- Drainage Infrastructure _____ feet

R10- Bus Stop Pole: _____ feet
Non-Approaching Side

Elements with minimum 3 feet clearance from roadway cafe:

R15- Elevated Train Infrastructure _____ feet R16- Transformer Vault _____ feet

Elements with minimum 1 foot and 6 inches clearance from roadway cafe:

R17- Vent Infrastructure: _____ feet R18- Manholes _____ inches
utility vent poles, vent grates, subway grates

Elements with minimum 6 inches clearance from roadway cafe:

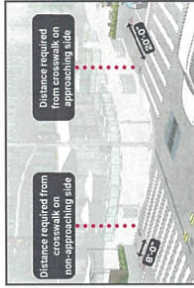
R19- Thermoplastic Marking _____ feet

Roadway cafe distance from crosswalks:

R20- Adjacent to non-approaching side of crosswalk (min. 8 foot distance) _____ feet

R21- Adjacent to approaching (stopping) side of crosswalk (min. 20 foot distance) _____ feet

R22- No crosswalk present (maintain 20 feet from curb line of intersecting street) _____ feet



Check this box if none of the objects listed above are within 15 feet of the proposed setup.

SECTION 3: Material Requirements

- Please indicate which of the following materials will be part of your roadway cafe by checking the box next to the category. If applicable, please confirm the materials comply with the Dining Out NYC requirements.
- Refer to the **Setup Guides** in the Dining Out NYC website for more information regarding materials.

Materials Checklist:

Barriers (All of the following must be met)
 Maintained on all sides of the cafe except the side fronting the ground floor restaurant.
 Not permanently affixed to the roadway.
 30-42 inches tall (excluding planting), and at least 4 inches in width.
 Barriers are interconnected with each other.
 Any chadding over the barriers is securely fastened or affixed.
 Minimum 4 inches wide reflective strip on each barrier on the outward facing side.
 Water-filled with a minimum of 150 pounds per linear foot of barrier length.

Flooding (If using, all of the following must be met)

- Durable, lightweight, easily removable, mold-resistant, elevated from the ground level to allow for drainage, and removable to allow for cleaning.
- Flush with the curb line (except if located on a slope, be flush to the greatest extent feasible), and compliant with applicable accessibility requirements.
- Maintains a 6-inch covered channel between curb and base of flooring to allow for drainage.

Furnishings (If using, all of the following must be met)

- Lightweight and easily movable.
- Vertical Screenings (If using, all of the following must be met)
 Located between the barrier and 6 feet above the cafe base or floor.
 Located on the roadway facing side, does not extend beyond the perimeter of the roadway cafe, and is not affixed to the outward facing side of barriers.
- Easily removable, comprised of non-opaque, fire-grade, and wind resistant materials.
- If within 50 feet of any regulatory or warning signs, does not exceed 46 inches in height.

Overhead Coverings/Umbrellas (If using, all of the following must be met)

- Minimum of 7 feet and maximum of 10 feet from the base or floor of the roadway cafe.
- Has a weighted base and any support structures are not affixed to the outward facing side of barriers, are of sufficient size and strength, made of durable materials, and free of defects.
- Easily removable, comprised of fire-grade and wind resistant materials.
- If within 50 feet of any regulatory or warning signs, does not exceed 46 inches in height.

Lighting and Electrical Connections (If using, all of the following must be met)

- Any lighting is outdoor rated, properly secured, and lightweight.
- At least 14 feet above sidewalk and 18 feet above roadway.
- Not attached to any City property, including street trees.
- Electrical work complies with the applicable requirements set forth in DOT's rules and the New York City Electrical Code. Please note that this may require additional permits from DOB or FNY, and/or approval from the Landmarks Preservation Commission (LPC), as applicable.

Community Board Signed Stipulations April 19, 2018



COMMUNITY BOARD NO. 2, MANHATTAN

3 WASHINGTON SQUARE VILLAGE
NEW YORK, NY 10012-1899

www.cb2manhattan.org

P: 212-979-2272 F: 212-254-5102 E: info@cb2manhattan.org

Greenwich Village • Little Italy • SoHo • NoHo • Hudson Square • Chinatown • Gansevoort Market

New OP
Restaurant

Community Board 2 Liquor License Stipulations

The original signed and notarized form must be returned to the CB2 office by Monday April 16th

I, _____ as a qualified representative of Train Design, LLC d/b/a Pastis

Located at 52-56 Gansevoort St 10014, New York, New York agree to the following stipulations:

Application Type: OP Restaurant Tavern RW TW Alteration SN Other: _____

Premise will be advertised and operated as a Full Service French Restaurant + Bar

Hours of operation:

Sunday:	<u>7 AM</u>	to	<u>1:30 AM</u>	Thursday:	<u>7 AM</u>	to	<u>2:30 AM</u>
Monday:		to		Friday:		to	
Tuesday:	<u>↓</u>	to	<u>↓</u>	Saturday:	<u>↓</u>	to	<u>↓</u>
Wednesday:		to					

(Premises will open no later than stated opening time and no patrons will remain after stated closing time.)

- Will operate full service restaurant, specifically a (type of restaurant) French Restaurant with the kitchen open and full menu items available until closing every night.
- Will operate with less than a full service kitchen, but will serve food during all hours of operation.
- Will not operate as a Lounge, Tavern or Sports Bar or allow any portion of premises to be operated in that manner.
- Will not have televisions. Will have no more than _____ television(s) no larger than _____ (there will be no projectors)
- Will not operate a backyard garden or any outdoor area for commercial purposes (not including licensed sidewalk café)
- Will operate my backyard garden / rooftop / outdoor area for dining purposes only, no music and no earlier than _____ and no later than _____ (all patrons and staff will be cleared at this hour and area closed). Stacked against wall at this time.
- Will operate sidewalk café no later than 11pm Sun-Thurs, 12AM Fri + Sat (all tables & chairs will be removed at this hour)
- Sidewalk Café is not included in this application. Will not have a sidewalk café now or in the future.
- Will play quiet ambient recorded background music only. No music will be audible in any adjacent residences anytime.
- Will close all doors & windows at 10 p.m. every night and anytime there is amplified music, live music or DJ.
- Will not install or have French doors, operable windows or open facades.
- Will not make changes to the existing façade except to change signage or awning.
- Will comply with NYC Department of Buildings Regulations & keep current at all times required Permits & Certificates.
- Will not have unlimited drink or unlimited food & drink specials. Will not have "boozy brunches". No pitchers of beer.
- There will be no "bottle service" or the sale of bottles of alcohol except for the sale of bottles of wine products.
- Will appear before CB2, Manhattan prior to submitting any changes to any stipulation agreed to herein.

Will not have: Dancing DJs live music promoted events any event where cover fee is charged scheduled performances, Velvet ropes or metal barricades Security Personnel/Doorman.

① Sidewalk cafe hours will be until 11pm Sun-Thurs and 12AM Fri + Sat. No patrons in sidewalk cafe after closing + Tables + chairs will be stacked against wall. ② Remote Messaging system will be used if necessary to alert patrons to available tables so that there are no patron lines in front of establishment. ③ Posted + advertised hours of operation/closing times will be 7AM-12AM Sun-Wed and 1AM Thur-Sat. ④ Will install acoustic screen on roof to reduce mechanical noise as described.

Residents may contact the Manager/Owner at the following phone number. Any complaints will be addressed immediately

Name: _____ Phone Number: _____

Signed: [Signature] Print Name: Stephen Starr Dated: 4.19.18
 Sworn to this 19 day of April 2018 [Signature]
 Notary Public

CB2 and Applicant/Licensee request that the SLA add these stipulations to the method of operation/conditions of license

Commonwealth of Pennsylvania - Notary Seal
 NATALIE ROBINSON, Notary Public
 Philadelphia County
 My Commission Expires April 10, 2022
 Commission Number 1282875