

RESTAURANT DETAILS

Food Service Establishment Permit(FSEP)

FSEP#: 41618840

Expiration Date: 09/30/2025

DOHMH Status: CURRENT

Business Legal Name: 120 U REST. LLC

Assumed Name: TORTARIA

Business Address: 94 UNIVERSITY PLACE, NEW YORK, NY 10003

Venue Type: Restaurant (with bar)

Last updated from DOHMH: 01/09/2025

Restaurant Information

Entity Type: Limited Liability Corporation (LLC)

Phone: [REDACTED]

Email Address: [REDACTED]

Email Address: [REDACTED]

DOS Information

DOS ID#: 3975692

Process Name: Howard Burke

DOS Address: 61 Seventh Avenue South, New York, New York 10014

NYS Liquor Authority Information

NYSLA Serial No: 034021119092

License Type: On-Premises

Name of License: 120 U Rest LLC

Title of Representative: Owner

Name of Certificate Holder: Howard Burke

User Information

Created By: Max Bookman

Created On: 7/11/2024 2:23:45 PM

Modified By: Max Bookman

Modified On: 10/2/2024 4:17:41 PM

Business hours

Sun:11:00 AM- 12:00 AM

Mon:12:00 PM- 12:00 AM




Tues:12:00 PM- 12:00 AM

Wed:12:00 PM- 12:00 AM

Thurs:12:00 PM- 12:00 AM

Fri:12:00 PM- 12:00 AM

Sat:11:00 AM- 12:00 AM



SECTION 1: Site Plan

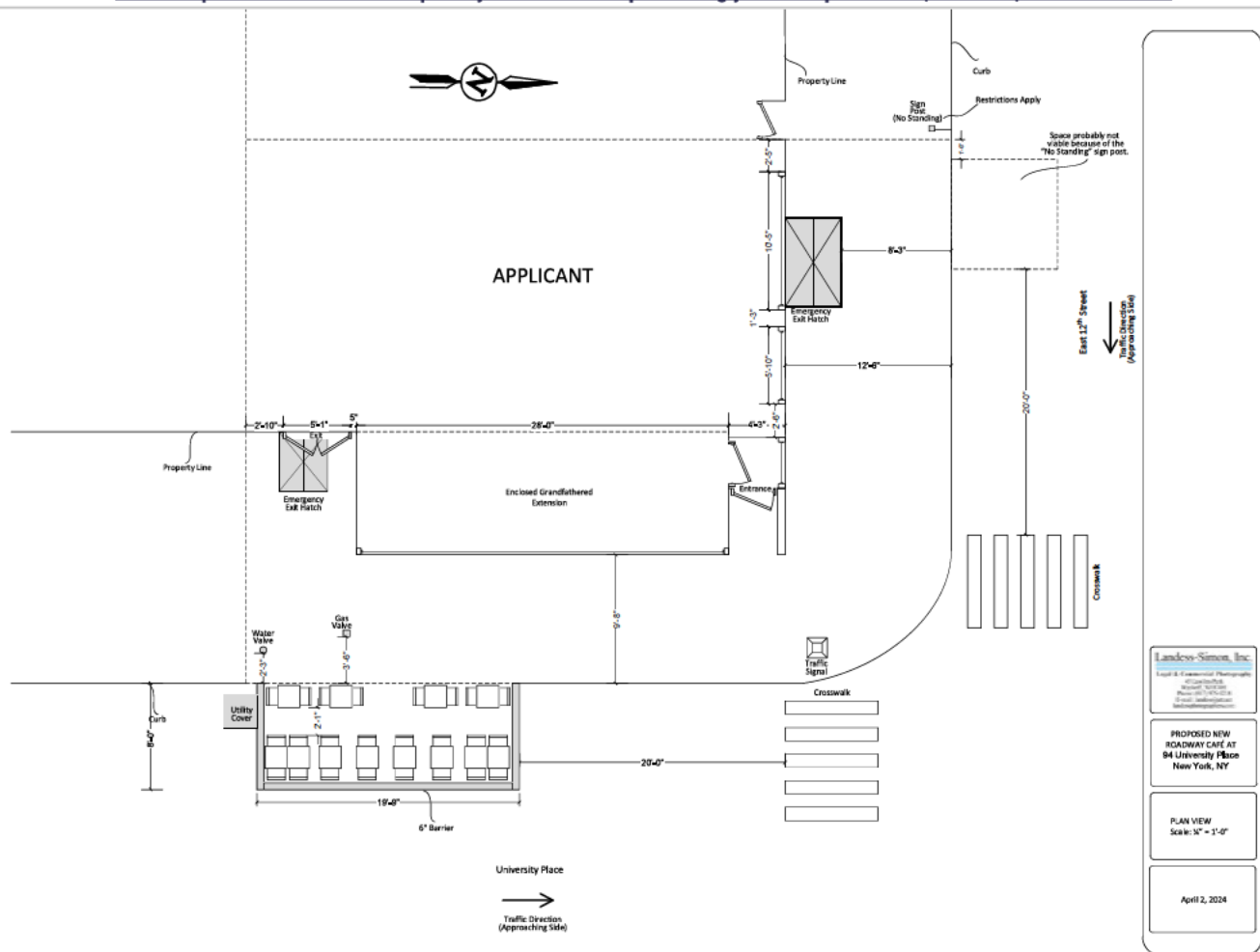
- This Site Plan form is required to be uploaded in the "Roadway Site Plan" field of your online application.
- Refer to the [How to Apply](#) page in the Dining Out NYC website for more information about the application process.

Identify Permitted Parking Location:

- Identify the Parking Sign in front of or around the area where your roadway setup would be located.
- Roadway cafes can only be placed in:
 - Parking spaces, which include: metered and non-metered spaces, commercial parking, alternate side parking, angled parking, and seasonally restricted parking.
 - Loading areas, including loading only, truck loading, hotel loading, and no parking zones.
 - Floating Parking Lane- a parking lane that is separated from the curb by a protected bicycle lane that is adjacent to the curb.

- P1- Parking Space
- P2- Loading Area
- P3- Floating Parking Lane

Use the space below to draw or upload your Site Plan representing your cafe perimeters, furniture, and clearances.



Length of roadway cafe: 19'9" feet Width of roadway cafe: 8 feet

Roadway Cafe Site Plan Form

Applicant Name: 120 U Rest LLC
 Restaurant Name: Tortaria
 FSEP Number: 41618840

Drawing Requirements

Food service establishment frontage shown as:

- Line representing the establishment's space facing the sidewalk
- Length
- Label

Street names:

- Labels on each street

Sidewalk shown as:

- Line representing street curb

Roadway shown as:

- Width of curbside lane

Cafe perimeter shown as:

- Lines indicating perimeter
- Length and width

Set-up furniture (tables, chairs, etc.) shown as:

- Lines or symbols at approximate location within setup

Elements (in Section 2 of this form) within 15 feet of cafe perimeter, shown as:

- Lines or symbols
- Distance from cafe perimeter
- Labels

Utility coverings (water/gas valves, and pull boxes) shown as:

- Symbols representing the location within the setup

North arrow

Landscap-Simons, Inc.
 Land & Commercial Photographers
 400 10th Ave
 New York, NY 10011
 Phone: (212) 691-1111
 Fax: (212) 691-1112
 Email: info@landscap-simons.com

PROPOSED NEW
 ROADWAY CAFE AT
 84 UNIVERSITY PLACE
 NEW YORK, NY

PLAN VIEW
 Scale: 1/4" = 1'-0"

April 2, 2024

SECTION 2: Required Clearances

- Please provide distances from the following objects.
- Only provide a distance if the listed object is within 15 feet of your proposed setup.
- Refer to the [Setup Guides](#) in the Dining Out NYC website for more information regarding clearances.

Elements with minimum 15 feet clearance from roadway cafe:

R01- Subway Stair: Open End _____ feet R02- Fire Hydrant _____ feet

Elements with minimum 10 feet clearance from roadway cafe:

R03- Subway Elevator Entrance _____ feet R05- MTA Curb Cut _____ feet
 R04- FDNY Curb Cut _____ feet

Elements with minimum 5 feet clearance from roadway cafe:

R06- Curb Cut _____ feet R11- CitiBike/Bike Share Station _____ feet
 R07- Emergency Exit Hatch 15 feet R12- Bike Corral _____ feet
 R08- Subway Stair: Closed End _____ feet R13- Micromobility Station _____ feet
 R09- Subway Elevator: Non-Entry _____ feet R14- Drainage Infrastructure _____ feet
 R10- Bus Stop Pole:
 Non- Approaching Side _____ feet

Elements with minimum 3 feet clearance from roadway cafe:

R15- Elevated Train Infrastructure _____ feet R16- Transformer Vault _____ feet

Elements with minimum 1 foot and 6 inches clearance from roadway cafe:

R17- Vent Infrastructure: _____ feet R18- Manholes _____ inches
 utility vent poles, vent
 grates, subway grates

Elements with minimum 6 inches clearance from roadway cafe:

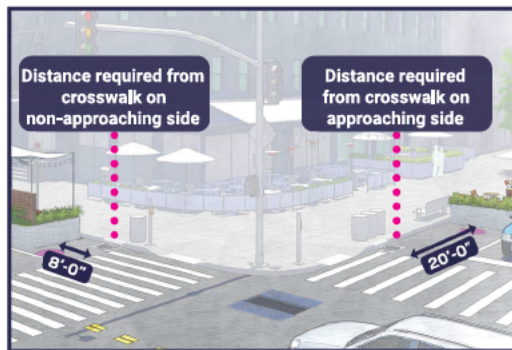
R19- Thermoplastic Marking _____ feet

Roadway cafe distance from crosswalks:

R20- Adjacent to non-approaching side of crosswalk (min. 8 foot distance) _____ feet

R21- Adjacent to approaching (stopping) side of crosswalk (min. 20 foot distance) 20 feet

R22- No crosswalk present (maintain 20 feet from curb line of intersecting street) _____ feet



Check this box if none of the objects listed above are within 15 feet of the proposed setup.

SECTION 3: Material Requirements

- Please indicate which of the following materials will be part of your roadway cafe by checking the box next to the category. If applicable, please confirm the materials comply with the Dining Out NYC requirements.
- Refer to the [Setup Guides](#) in the Dining Out NYC website for more information regarding materials.

Materials Checklist:

Required

Barriers (All of the following must be met)

- Maintained on all sides of the cafe except the side fronting the ground floor restaurant.
- Not permanently affixed to the roadway.
- 30-42 inches tall (excluding planting), and at least 4 inches in width.
- Barriers are interconnected with each other.
- Any cladding over the barriers is securely fastened or affixed.
- Minimum 4 inches wide reflective strip on each barrier on the outward facing side.
- Water-filled with a minimum of 150 pounds per linear foot of barrier length.

Optional - Only check the material categories you intend to use in your roadway cafe

Flooring (if using, all of the following must be met)

- Durable, lightweight, easily removable, mold-resistant, elevated from the ground level to allow for drainage, and removable to allow for cleaning.
- Flush with the curb line (except if located on a slope, be flush to the greatest extent feasible), and compliant with applicable accessibility requirements.
- Maintains a 6 inch covered channel between curb and base of flooring to allow for drainage.

Furnishings (if using, all of the following must be met)

- Lightweight and easily movable.

Vertical Screenings (if using, all of the following must be met)

- Located between the barrier and 6 feet above the cafe base or floor.
- Located on the roadway facing side, does not extend beyond the perimeter of the roadway cafe, and is not affixed to the outward facing side of barriers.
- Easily removable, comprised of non-opaque, fire-grade, and wind resistant materials.
- If within 50 feet of any regulatory or warning signs, does not exceed 46 inches in height.

Overhead Coverings/ Umbrellas (if using, all of the following must be met)

- Minimum of 7 feet and maximum of 10 feet from the base or floor of the roadway cafe.
- Has a weighted base and any support structures are not affixed to the outward facing side of barriers, are of sufficient size and strength, made of durable materials, and free of defects.
- Easily removable, comprised of fire-grade and wind resistant materials.
- If within 50 feet of any regulatory or warning signs, does not exceed 46 inches in height.

Lighting and Electrical Connections (if using, all of the following must be met)

- Any lighting is outdoor rated, properly secured, and lightweight.
- At least 14 feet above sidewalk, and 18 feet above roadway.
- Not attached to any City property, including street trees.
- Electrical work complies with the applicable requirements set forth in DOT's rules and the New York City Electrical Code. Please note that this may require additional permits from DOB or FDNY, and/or approval from the Landmarks Preservation Commission (LPC) as applicable.