

Restaurant Details- FIAT CAFÉ (20240703010005)

Food Service Establishment Permit(FSEP)

FSEP#: [REDACTED]

Expiration Date: 04/30/2025

DOHMH Status: CURRENT

Business Legal Name: TATANE CORP

Assumed Name: FIAT CAFE

Business Address: 203 MOTT STREET, NEW YORK, NY 10012

Venue Type: Restaurant (with bar)

Last updated from DOHMH: 11/18/2024

Restaurant Information

Phone: [REDACTED]

Email Address: [REDACTED]

DOS Information

DOS ID#: [REDACTED]

Process Name: stephane iacovelli

DOS Address: 203 mott , New York, New York 10013

NYS Liquor Authority Information

NYSLA Serial No: 124406

License Type: On-Premises

Name of License: tatane corp

Title of Representative: owner

Name of Certificate Holder: tatane corp fiat cafe

User Information

Created By: stephane iacovelli

Created On: 7/3/2024 2:40:02 PM

Modified By: Sara Wasim

Modified On: 11/14/2024 1:34:37 PM

Business hours

Sun: 8:00 AM- 10:30 PM

Mon: 8:00 AM- 10:30 PM

Tues: 8:00 AM- 10:30 PM

Wed: 8:00 AM- 10:30 PM

Thurs: 8:00 AM- 10:30 PM

Fri: 8:00 AM- 10:30 PM

Sat: 8:00 AM- 10:30 PM

SITE PHOTOS: FIAT CAFÉ (20240703010005)











SECTION 1: Site Plan

- This Site Plan form is required to be uploaded in the "Sidewalk Site Plan" field of your online application.
- Refer to the [How to Apply](#) page in the Dining Out NYC website for more information about the application process.

Identify Clear Path Requirements:

- Clear path requirement for your sidewalk cafe can be found by identifying your corridor type on the DOT's Pedestrian Mobility Plan [Pedestrian Demand Map](#) on Open Data.
- C1- Global Corridor (12 feet Clear Path)
 - C2- Regional Corridor (10 feet Clear Path)
 - C3- Neighborhood Corridor (8 feet Clear Path)
 - C4- Community Connector (8 feet Clear Path)
 - C5- Baseline Street (8 feet Clear Path)

Setup Area Identification :

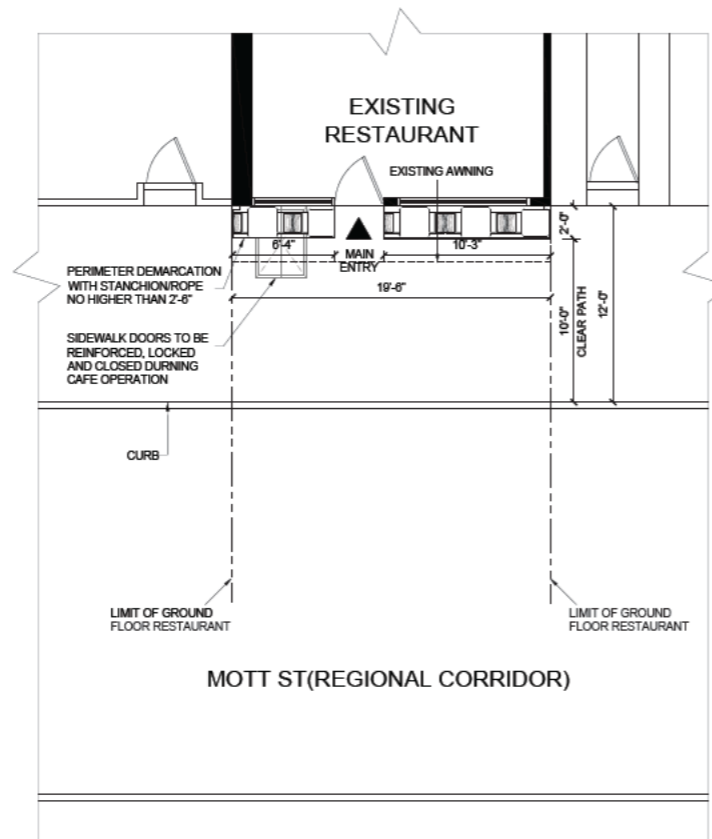
- Please check this box if you plan to have outdoor dining located within private property. If so, indicate the property line in the site plan drawing below.
- Please check this box if all or part of your sidewalk cafe is in a sidewalk widening area, developed pursuant to the NYC Zoning Resolution. If so, indicate the property line in the site plan drawing below.

Sidewalk Cafe Site Plan Form

Applicant Name: Stephane Iacovelli
 Restaurant Name: Fiat cafe
 FSEP Number: 41484499

Use the space below to draw or upload your Site Plan representing your cafe perimeters, furniture, and clearances.

SIDEWALK CAFE INFORMATION
 COMMUNITY BOARD #: 102
 BLOCK #: 480 LOT #: 24
 CAPACITY:
 # OF TABLES: 5
 # OF SEATS: 8
 CAFE AREA: 33 SQFT



11 PARK PLACE SUITE 816
 NEW YORK, NY 10007
 PHONE: 212-693-2988

190 EAST MAIN STREET
 HUNTINGTON, NY 11743
 PHONE: 631-424-8888 FAX: 631-541-4183

PROJECT

FIAT CAFE
 203 MOTT ST

MEP ENGINEER
 NAME:
 ADDRESS:
 CITY:
 STATE:
 Z.P.
 TEL:
 EMAIL:

STRUCTURAL ENGINEER
 NAME:
 ADDRESS:
 CITY:
 STATE:
 Z.P.
 TEL:
 EMAIL:

SPECIAL INSPECTOR:
 NAME:
 ADDRESS:
 CITY:
 STATE:
 Z.P.
 TEL:
 EMAIL:

REVISIONS:

DOB B-SCAN
 JOB #

DRAWING TITLE / INFORMATION:

PROPOSED
 SIDEWALK CAFE
 FLOOR PLAN

SEAL & SIGNATURE:



DATE: 11-14-2024

DWG No.:

A-100.00

SHEET 01 OF 01

Copyright 2024, The Office of SWA ARCHITECTURE PLLC. All rights reserved.

1 PROPOSED PLAN
 A-100 1/4" = 1'-0"

Length of sidewalk cafe: 16'-7" feet

Width of sidewalk cafe: 2'-0" feet

Drawing Requirements

Food service establishment frontage shown by:

- Line representing space occupied in building
- Labels

Street names:

- Labels on each street

Sidewalk shown as:

- Line representing street curb
- Width measured from building line to curb line

Primary building entrance shown as:

- Label
- Distance from proposed setup

Cafe perimeter shown as:

- Line
- Length and width
- (Dashed line) representing Private Property Line

Set-up furniture (tables, chairs, etc.) shown as:

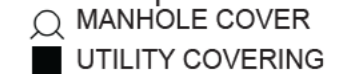
- Lines or symbols at approximate location within setup

Sidewalk elements or objects shown as:

- Lines or symbols
- Labels
- Distance from cafe perimeter

Utility coverings shown as:

- Symbols representing the approximate shape of the covering within the setup



SECTION 2: Required Clearances

- Please provide distances from the following objects.
- Only provide a distance if the listed object is within 15 feet of your proposed setup.
- Leave box blank if not applicable.
- Refer to the [Setup Guides](#) in the Dining Out NYC website for more information regarding clearances.

Elements with minimum 15 feet clearance from sidewalk cafe:

S01- Subway Stair: Open End _____ feet

Elements with minimum 10 feet clearance from sidewalk cafe:

S02- Subway Elevator Entrance _____ feet S04- MTA Curb Cut _____ feet

S03- Exhaust Duct _____ feet S05- FDNY Curb Cut _____ feet

Elements with minimum 8 feet clearance from sidewalk cafe:

S06- Street Tree Bed _____ feet S13- Newsstand _____ feet

S07- Mailbox _____ feet S14- Streetlight _____ feet

S08- LinkNYC Kiosk _____ feet S15- Bus Stop Pole _____ feet

S09- Wayfinding Kiosk _____ feet S16- Fire Hydrant _____ feet

S10- E-charging Station _____ feet S17- Bus Stop Shelter _____ feet

S11- Parking Meter _____ feet S18- Traffic Signal _____ feet

S12- Select Bus Service Fare Machine _____ feet

Elements with minimum 5 feet clearance from sidewalk cafe:

S19- CitiBike/Bike Share Station _____ feet S24- Emergency Exit Hatch _____ feet

S20- Bike Corral _____ feet S25- Subway Stair: Closed End _____ feet

S21- Micromobility Station _____ feet S26- Subway Elevator: Non-Entry _____ feet

S22- Primary Building Entrance _____ feet S27- Siamese Connection 8'-6" feet

S23- Curb Cut _____ feet

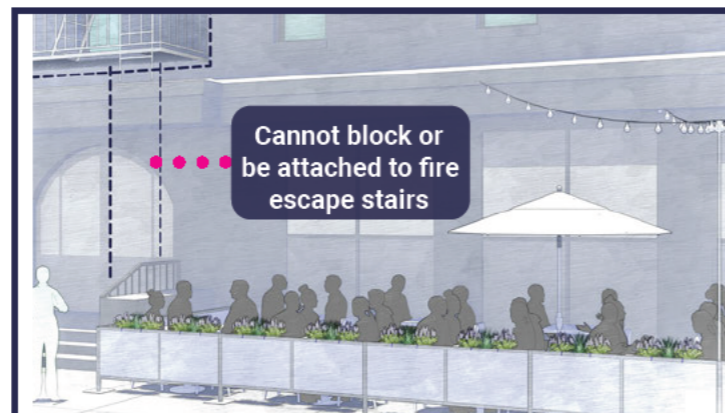
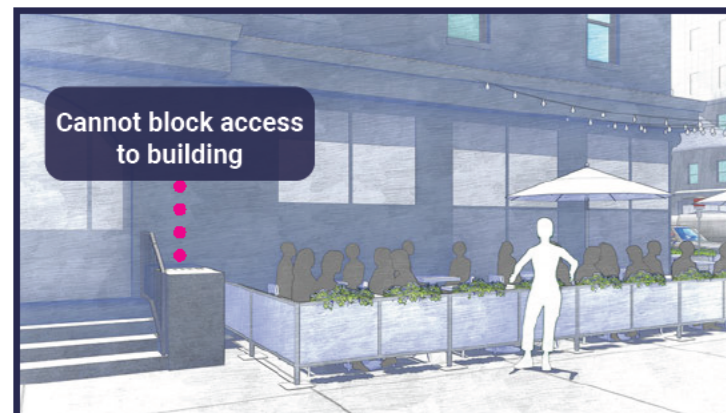
Elements with minimum 3 feet clearance from sidewalk cafe:

S28- Elevated Train Infrastructure _____ feet

S29- Transformer Vault _____ feet

Elements with minimum 1 foot 6 inches clearance from sidewalk cafe elements:

S30- Vent Infrastructure _____ inches



SECTION 3: Material Requirements

- Please indicate which of the following materials will be part of your sidewalk cafe by checking the box next to the category. If applicable, please confirm the materials comply with the Dining Out NYC requirements by checking the box next to the associated requirement.
- Refer to the [Setup Guides](#) in the Dining Out NYC website for more information regarding materials.

Materials Checklist:

Required

Perimeter Demarcation

- Perimeter demarcation must be clear and visible by using a lightweight and removable self-supporting base wall, railing, planter, fence, or stanchion and rope.
- Maximum height is 2 feet 6 inches (excluding planting(s)).
- Not affixed to the sidewalk.

Optional- Only check the material categories you intend to use in your sidewalk cafe

Furnishings

- Lightweight and easily movable.
- Not affixed to the sidewalk.

Awnings (Physically attached to the building)

- Minimum 8 feet height from the ground and does not exceed 10 feet height.
- Easily removable, comprised of fire-grade and wind resistant materials.
- Does not extend beyond the perimeter of the sidewalk cafe.
- Complies with the New York City Building Code and the requirements of the Landmarks Preservation Commission, as applicable.

Overhead Coverings/ Umbrellas

- Minimum 7 feet height from the ground and does not exceed 10 feet height.
- Easily removable, comprised of fire-grade and wind resistant materials.
- Does not extend beyond the perimeter of the sidewalk cafe.
- The umbrella/overhead covering has a weighted base and any supports are not affixed to the sidewalk.
- Any support structures are of sufficient size and strength, made of durable materials, and free of defects.

Lighting and Electrical Connections

- Any lighting is outdoor rated, properly secured, and lightweight.
- Connection is directly connected to ground floor restaurant's power source and within the perimeter of the cafe.
- Does not extend beyond the perimeter of the sidewalk cafe.
- Does not exceed 10 feet in height.
- Not attached to any City property, including street trees.
- Electrical work complies with the applicable requirements set forth in the DOT's rules and the New York City Electrical Code.

Please check this box if you are submitting additional documents for review. Documents may include technical drawings prepared by a licensed professional.