

Meeting Date: August 2, 2024

APPLICANT INFORMATION:

Name of applicant(s):
RDK Restaurant Corp

Trade name (DBA):
Bistro Les Amis

Premises address:
180 Spring Street, NY NY 10012

Cross Streets and other addresses used for building/premise:
82 Thompson Street

CONTACT INFORMATION:

Principal(s) Name(s):
Roy (Ragaey) and Deborah Ibrahim

Office or Home Address: [REDACTED]

City, State, Zip: [REDACTED]

Telephone #: [REDACTED] email : [REDACTED]

Landlord Name / Contact:
Julie Reisdorff dba Berry K LLC

Landlord's Telephone and Fax: [REDACTED]

NAMES OF ALL PRINCIPAL(s): NAMES / LOCATIONS OF PAST / CURRENT LICENSES HELD

Ragaey (Roy Ibrahim) _____

Deborah Ibrahim _____

_____ _____

Briefly describe the proposed operation (i.e. "We are a family restaurant that will focus on..."):
A neighborhood restaurant specializing in French Cuisine. We have been located here for the
last 26 years with an existing sidewalk cafe during this time.

WHAT TYPE(S) OF LICENSE(S) ARE YOU APPLYING FOR (MARK ALL THAT APPLY):

a new liquor license (Restaurant Tavern / On premise liquor Other)

an UPGRADE of an existing Liquor License

an ALTERATION of an existing Liquor License

a TRANSFER of an existing Liquor License

a HOTEL Liquor License

a DCA CABARET License

a CATERING / CABARET Liquor License

a BEER and WINE License

a RENEWAL of an existing Liquor License

an OFF-PREMISE License (retail)

OTHER : _____

If upgrade, alteration, or transfer, please describe specific nature of changes:
(Please include physical or operational changes including hours, services, occupancy, ownership, etc.)

We would like to extend the liquor license to cover the sidewalk cafe of 3 tables and 6 chairs on Spring
_____ St. and 12 tables and 24 chairs. In addition on Thompson Street add 17 tables and 34 chairs in the
_____ roadway. Hours will be 11:30am - 11:30 pm Restaurant is a C Corp owned by Roy and Deborah Ibrahim.

If this is for a new application, please list previous use of location for the last 5 years:

Is any license under the ABC Law currently active at this location? yes no

If yes, what is the name of current / previous licensee, license # and expiration date: _____
RDK Restuarant Corp Bistro Les Amis, License # 1025145 expiration date 3/31/25

Have any other licenses under the ABC Law been in effect in the last 10 years at this location?
 yes no

If yes, please list DBA names and dates of operation:

PREMISES:

By what right does the applicant have possession of the premises?

Own Lease Sub-lease Binding Contract to acquire real property other: _____

Type of Building: Residential Commercial Mixed (Res/Com) Other: _____

Number of floor: 3 Year Built : 1849

Describe neighboring buildings:

A 6 floor mix use building across the street, a park on the diagonally, a 6 floor mix use building directly across us, 3 floor building to the side of us and 6 floors mix used behind us.

Zoning Designation: commercial

Zoning Overlay or Special Designation (applicable) _____

Block and Lot Number: 488 / 15

Does the premise occupy more than one building, zoning lot, tax lot or more than one floor? yes no

Is the premise located in a historic district? yes no

(if yes, have all exterior changes or changes governed by the Landmarks Preservation Commission (LPC) been approved by the LPC? yes no, please explain : _____

Will any outside area or sidewalk café be used for the sale or consumption of alcoholic beverages? (including sidewalk, roof and yard space) no yes : explain Bistro that serves food and liquor

What is the proposed Occupancy? _____

Does the premise currently have a valid Certificate of Occupancy (C of O) and all appropriate permits?

no yes

If yes, what is the maximum occupancy for the premises? 72

If yes, what is the use group for the premises? restaurant

If yes, is proposed occupancy permitted? yes no, explain : _____

If your occupancy is 75 or greater, do you plan to apply for Public Assembly permit? yes no

Do you plan to file for changes to the Certificate of Occupancy? yes no
(if yes, please provide copy of application to the NYC DOB)

Will the façade or signage be changed from what currently exist at the premise? no yes

(if yes, please describe: _____

INTERIOR OF PREMISES:

What is the total licensed square footage of the premises? 1100 sq feet

If more than one floor, please specify square footage by floors: _____

If there is a sidewalk café, rear yard, rooftop, or outside space, what is the square footage of the area?

180 sq feet for sidewalk

If more than one floor, what is the access between floors? _____

How many entrances are there? 2 How many exits? 2 How many bathrooms? 2

Is there access to other parts of the building? no yes, explain: _____

OVERALL SEATING INFORMATION:

Total number of tables? 26 Total table seats? 52

Total number of bars? 0 Total bar seats? 7

Total number of "other" seats? 64 please explain: Seats outside sidewalk and roadway

Total OVERALL number of seats in Premises: 97

BARs:

How many *stand-up bars / bar seats are being applied for on the premises? Bars 1 Seats 7

How many service bars are being applied for on the premises? 0

Any food counters? no yes, describe: _____

For Alterations and Upgrades:

Please describe all current and existing bars / bar seats and specific changes: _____

No charges, presently 7 bar seats.

* A stand-up bar is any bar or counter (whether seating or not) over which a member of the public can order, pay for and receive food and alcoholic beverages.

PROPOSED METHOD OF OPERATION:

What type of establishment will this be? (check all that apply)

Bar Bar & Food Restaurant Club/ Cabaret Hotel Other: _____

What are the Hours of Operation?

Sunday: 11:30 am to 11:30pm EVERYDAY
Monday: _____ to _____
Tuesday: _____ to _____
Wednesday: _____ to _____
Thursday: _____ to _____
Friday: _____ to _____
Saturday: _____ to _____

Will the business employ a manager? no yes, name / experience if known : Roy Ibrahim / 40 + years

Will there be security personnel? no yes(if yes, what nights and how many?) _____

Do you have or plan to install French doors, accordion doors or windows that open? no yes

If yes, please describe : French doors already exist on premises

Will you have TV's ? no yes (how many?) _____

Type of MUSIC / ENTERTAINMENT: Live Music Live DJ Juke Box Ipod / CDs none

Expected Volume level: Background (quiet) Entertainment level Amplified Music
(check all that apply)

Do you have or plan to install soundproofing? no yes

IF YES, will you be using a professional sound engineer? _____

Please describe your sound system and sound proofing: _____

Will you be permitting: No promoted events No scheduled performances No outside promoters

No any events at which a cover fee is charged? No private parties

Do you have plans to manage or address vehicular traffic and crowd control on the sidewalk caused by your establishment? no yes (if yes, please attach plans)

Will you be utilizing ropes movable barriers other outside equipment (describe) _____

Are your premises within 200 feet of any school, church or place of worship? no yes

If there is a school, church or place of worship within 200 feet of your premises or on the same block, please submit a block plot diagram or area map showing its' location in proximity to your applicant premises (no larger than 8 ½ " x 11").

Indicate the distance in feet from the proposed premise:

Name of School / Church: _____

Address: _____ Distance: _____

Name of School / Church: _____

Address: _____ Distance: _____

Name of School / Church: _____

Address: _____ Distance: _____


Please provide contact information for Residents / Community Board and confirm that if complaints are made you will address it immediately.

Contact Person: Roy Ibrahim Phone: [REDACTED]

Address: [REDACTED]

Email : [REDACTED]

Application submitted on
behalf of the applicant by:


Signature

Print or Type Name Ragaey Ibrahim

Title Owner


Thank you for your cooperation. Please return this questionnaire along with the other required documents as soon as you can. This will expedite your application and avoid any unnecessary delays. Use additional pages if necessary.





Community Board 2,
Manhattan SLA Licensing Committee
Donna Raftery, Co-Chair
Robert Ely, Co-Chair

Jeanine Kiely, Chair
Susan Kent, First Vice Chair
Valerie De La Rosa, Second Vice Chair
Mark Diller, District Manager



Antony Wong, Treasurer
Amy Brenna, Secretary
Ritu Chatterjee, Assistant Secretary

Community Board No. 2, Manhattan

3 Washington Square Village

NEW YORK, NY 10012-1899

www.cb2manhattan.org

P: 212-979-2272 F: 212-254-5102 E: info@cb2manhattan .org

Greenwich Village ♦ Little Italy ♦ SoHo ♦ NoHo ♦ Hudson Square ♦ Chinatown ♦ Gansevoort Market

COMMUNITY BOARD 2 APPLICATION FOR A STATE LIQUOR AUTHORITY LICENSE ADDENDUM FOR OUTDOOR SEATING

For a Liquor License Application that includes any outdoor areas, please complete the following:

- Submit a diagram of outdoor seating indicating length and width of area(s) and location of all tables and chairs. Include all obstructions (trees, fire hydrants, proximity to bus stops, bike racks, signs, etc.).
- Submit photos of the premises where the sidewalk café and/or roadbed will be located. Required photos show one frontal, one left and one right side view of proposed sidewalk café and/or roadbed.
 - Photos must show complete sidewalk and/or roadway area where sidewalk café and/or roadbed will be including views to curb and neighboring properties.
 - For rear yard, show photos of yard and surrounding area, including upper view of adjacent buildings.

Name of Applicant: RDK Restaurant Corp dba Bistro Les Amis

Address of Premises: 180 Spring Street NY NY 10012

Sidewalk café will have no more than (If premises is located on a corner please indicate for both streets):

3 tables and 6 seats on Spring Street

12 tables and 24 seats on Thompson Street

Hours of sidewalk café: 11:30 am to 11:30 pm

Describe any obstructions (trees, fire hydrant, proximity to bus stop, etc): _____

Not Applicable

Roadbed will have no more than (If premises is located on a corner please indicate for both streets):

17 tables and 34 seats on Thompson St Street

0 tables and 0 seats on Spring Street Street

Hours of roadbed: 11:30 am to 11:30 pm .

Describe any obstructions (trees, fire hydrant, proximity to bus stop, etc): Not Applicable

Rear yard / Rooftop (circle) will have no more than _____ tables and _____ seats

Hours of rear yard / rooftop: _____ to _____ .

Does seating extend beyond the business frontage? No Yes

Will outdoor dining structures **on the sidewalk** be enclosed on three (3) or more sides? No Yes

Will outdoor dining structures **on the roadbed** be enclosed on three (3) or more sides? No Yes

Is there any outdoor music, speakers or TVs? No Yes, please describe: _____

Will heating elements be used? No Yes, please describe: _____

SECTION 1 : Site Plan

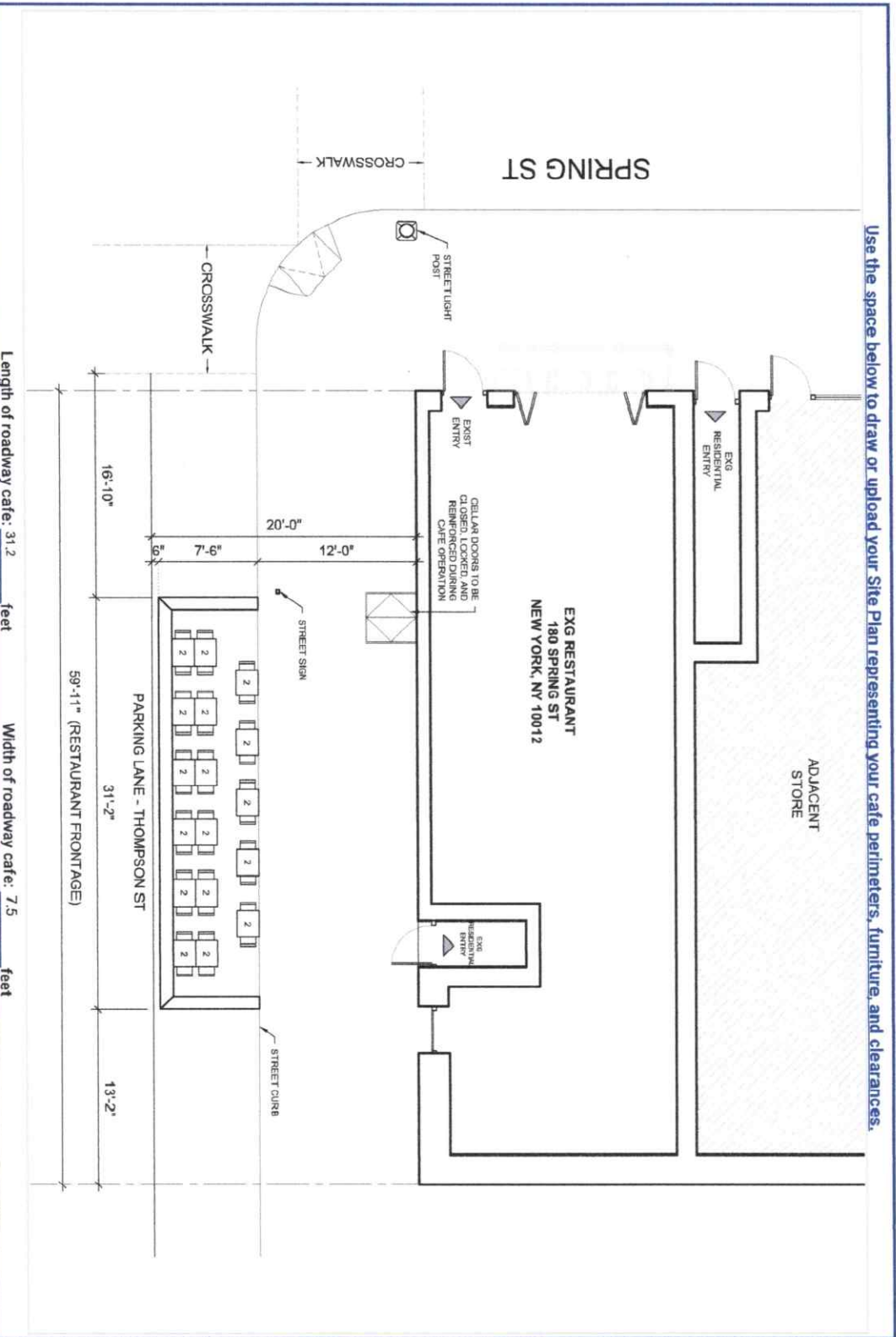
- This Site Plan form is required to be uploaded in the "Roadway Site Plan" field of your online application.
- Refer to the [How to Apply](#) page in the Dining Out NYC website for more information about the application process.

Identify Permitted Parking Location:

- Identify the Parking Sign in front of or around the area where your roadway setup would be located.
- Roadway cafes can only be placed in:
 1. Parking spaces, which include: metered and non-metered spaces, commercial parking, alternate side parking, angled parking, and seasonally restricted parking.
 2. Loading areas, including loading only, truck loading, hotel loading, and no parking zones.
 3. Floating Parking Lane—a parking lane that is separated from the curb by a protected bicycle lane that is adjacent to the curb.

- P1- Parking Space
- P2- Loading Area
- P3- Floating Parking Lane

Use the space below to draw or upload your Site Plan representing your cafe perimeters, furniture, and clearances.



Dining Out NYC
NEW YORK CITY
NYC
New York State
Yvette Rodriguez
Comptroller

Roadway Cafe Site Plan Form

Applicant Name: **RDK RESTAURANT CORP**
 Restaurant Name: **Bistro Les Amis**
 FSEP Number: **40607926**

Drawing Requirements

- Food service establishment frontage shown by:**
 - Line representing space occupied in building
 - Labels
 - Length
- Street names:**
 - Labels on each street
- Sidewalk shown as:**
 - Line representing street curb
 - Width measured from building line to curb line
- Roadway shown as:**
 - Lines indicating parking lane
 - Width of parking lane
- Cafe perimeter shown as:**
 - Lines indicating perimeter
 - Length and width of all three sides
- Set-up furniture (tables, chairs, etc.) shown as:**
 - Lines or symbols at approximate location within setup
- Elements or objects shown as:**
 - Lines or symbols
 - Labels
 - Distance from cafe perimeter
- Utility coverings shown as:**
 - Symbols representing the approximate shape of the covering within the setup
 - MANHOLE COVER
 - UTILITY COVERING

SECTION 2: Required Clearances

- Please provide distances from the following objects.
- Only provide a distance if the listed object is within 15 feet of your proposed setup.
- Leave box blank if not applicable.
- Refer to the [Setup Guides](#) in the Dining Out NYC website for more information regarding clearances.

Elements with minimum 15 feet clearance from roadway cafe:

- R01- Subway Stair: Open End _____ feet
- R02- Fire Hydrant _____ feet

Elements with minimum 10 feet clearance from roadway cafe:

- R03- Subway Elevator Entrance _____ feet
- R04- FDNY Curb Cut _____ feet
- R05- MTA Curb Cut _____ feet

Elements with minimum 5 feet clearance from roadway cafe:

- R06- Curb Cut _____ feet R11- CitiBike/Bike Share Station _____ feet
- R07- Emergency Exit Hatch _____ feet R12- Bike Corral _____ feet
- R08- Subway Stair: Closed End _____ feet R13- Micromobility Station _____ feet
- R09- Subway Elevator: Non-Entry _____ feet R14- Drainage Infrastructure _____ feet
- R10- Bus Stop Pole: Non-Approaching Side _____ feet

Elements with minimum 3 feet clearance from roadway cafe:

- R15- Elevated Train Infrastructure _____ feet
- R16- Transformer Vault _____ feet

Elements with minimum 1 foot and 6 inches clearance from roadway cafe:


- R17- Vent Infrastructure _____ feet

Elements with minimum 6 inches clearance from roadway cafe:

- R18- Thermoplastic Marking _____ feet

Roadway cafe distance from crosswalks:

- R19- Adjacent to non-approaching side of crosswalk (min. 8 foot distance) _____ feet
- R20- Adjacent to approaching (stopping) side of crosswalk (min. 20 foot distance) _____ feet
- R21- No crosswalk present (maintain 20 feet from curb line of intersecting street) _____ feet



SECTION 3: Material Requirements

- Please indicate which of the following materials will be part of your roadway cafe by checking the box next to the category. If applicable, please confirm the materials comply with the Dining Out NYC requirements.
- Refer to the [Setup Guides](#) in the Dining Out NYC website for more information regarding materials.

Materials Checklist:

Required

- Barriers**
- Maintained on all sides of the cafe except the side fronting the ground floor restaurant.
 - Not permanently affixed to the roadway.
 - 30-42 inches tall (excluding planting), and at least 4 inches in width.
 - Barriers are interconnected with each other.
 - Any cladding over the barriers is securely fastened or affixed.
 - Minimum 4 inches wide reflective strip on each barrier on the outward facing side.
 - Water-filled with a minimum of 150 pounds per linear foot of barrier length.
 - If your proposed barriers will utilize fill materials other than water please check this box. This may require additional information from the applicant and further review by the Dining Out NYC team, as well as supporting DOT units and City agencies.

Optional- Only check the material categories you intend to use in your roadway cafe.

- Flooring**
- Durable, lightweight, easily removable, mold-resistant, elevated from the ground level to allow for drainage, and removable to allow for cleaning.
 - Flush with the curb line (except if located on a slope, be flush to the greatest extent feasible), and compliant with applicable accessibility requirements.
 - Maintains a 6 inch covered channel between curb and base of flooring to allow for drainage.
- Furnishings**
- Lightweight and easily movable.
- Vertical Screenings**
- Located between the barrier and 6 feet above the cafe base or floor.
 - Located on the roadway facing side, does not extend the beyond the perimeter of the roadway cafe, and is not affixed to the outward facing side of barriers.
 - Easily removable, comprised of non-opaque, fire-grade, and wind resistant materials.
 - If within 50 feet of any regulatory or warning signs, does not exceed 46 inches in height.
- Overhead Coverings/ Umbrellas**
- Minimum of 7 feet and maximum of 10 feet from the base or floor of the roadway cafe.
 - Has a weighted base and any support structures are not affixed to the outward facing side of barriers, are of sufficient size and strength, made of durable materials, and free of defects.
 - Easily removable, comprised of fire-grade and wind resistant materials.
 - If within 50 feet of any regulatory or warning signs, does not exceed 46 inches in height.
- Lighting and Electrical Connections**
- Any lighting is outdoor rated, properly secured, and lightweight.
 - At least 14 feet above sidewalk, and 18 feet above roadway.
 - Not attached to any City property, including street trees.
 - Electrical work complies with the applicable requirements set forth in the DOT's rules and the New York City Electrical Code.
- Please check this box if you are submitting additional documents for review. Documents may include technical drawings prepared by a licensed professional.

SECTION 1 : Site Plan

- This Site Plan form is required to be uploaded in the "Sidewalk Site Plan" field of your online application.
- Refer to the [How to Apply](#) page in the Dining Out NYC website for more information about the application process.

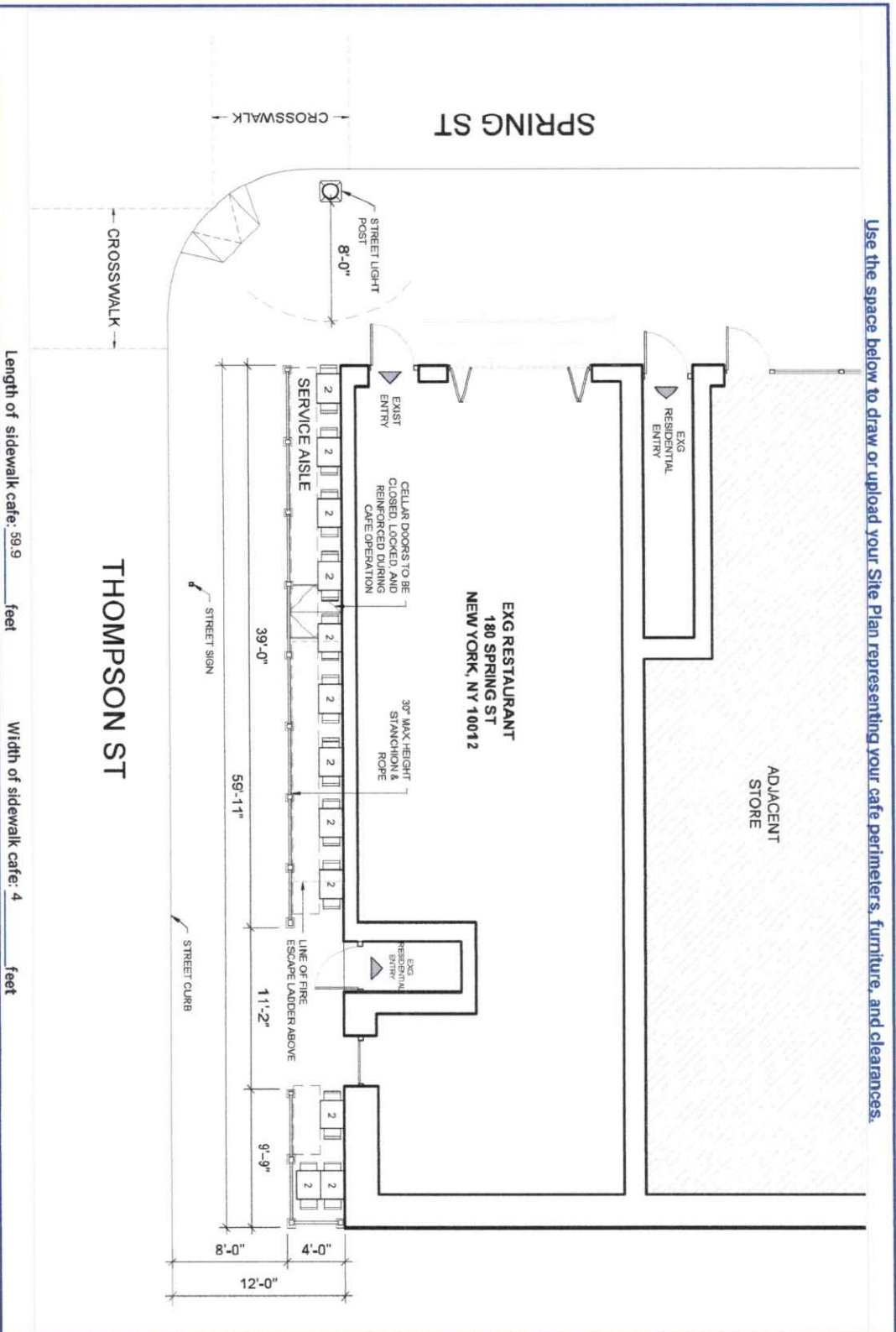
Identify Clear Path Requirements:

- C1 - Global Corridor (12 feet Clear Path)
- C2 - Regional Corridor (10 feet Clear Path)
- C3 - Neighborhood Corridor (8 feet Clear Path)
- C4 - Community Connector (8 feet Clear Path)
- C5 - Baseline Street (8 feet Clear Path)

Setup Area Identification :

- Please check this box if you plan to have outdoor dining located within private property. If so, indicate the property line in the site plan drawing below.
- Please check this box if all or part of your sidewalk cafe is in a sidewalk widening area, developed pursuant to the NYC Zoning Resolution. If so, indicate the property line in the site plan drawing below.

Use the space below to draw or upload your Site Plan representing your cafe perimeters, furniture, and clearances.



DINING OUT NYC NEW YORK CITY Dept. of Business
DOIT Mayor's Office of Economic Development
 Commissioner

Sidewalk Cafe Site Plan Form

Applicant Name: RDK RESTAURANT CORP

Restaurant Name: Bistro Les Amis

FSEP Number: 40607926

Drawing Requirements

Food service establishment frontage shown by:

- Line representing space occupied in building
- Labels

Street names:

- Labels on each street

Sidewalk shown as:

- Line representing street curb
- Width measured from building line to curb line

Primary building entrance shown as:

- Label
- Distance from proposed setup

Cafe perimeter shown as:

- Line
- Length and width
- _____ (Dashed line) representing Private Property Line

Set-up furniture (tables, chairs, etc.) shown as:

- Lines or symbols at approximate location within setup

Sidewalk elements or objects shown as:

- Lines or symbols
- Labels
- Distance from cafe perimeter

Utility coverings shown as:

- Symbols representing the approximate shape of the covering within the setup
- MANHOLE COVER
- UTILITY COVERING

SECTION 2: Required Clearances

- Please provide distances from the following objects.
- Only provide a distance if the listed object is within 15 feet of your proposed setup.
- Leave box blank if not applicable.
- Refer to the [Setup Guides](#) in the Dining Out NYC website for more information regarding clearances.

Elements with minimum 15 feet clearance from sidewalk cafe:

S01 - Subway Stair: Open End _____ feet

Elements with minimum 10 feet clearance from sidewalk cafe:

S02 - Subway Elevator Entrance _____ feet S04 - MTA Curb Cut _____ feet

S03 - Exhaust Duct _____ feet S05 - FDNY Curb Cut _____ feet

Elements with minimum 8 feet clearance from sidewalk cafe:

S06 - Street Tree Bed _____ feet S13 - Newsstand _____ feet

S07 - Mailbox _____ feet S14 - Streetlight _____ feet

S08 - LinkNYC Kiosk _____ feet S15 - Bus Stop Pole _____ feet

S09 - Wayfinding Kiosk _____ feet S16 - Fire Hydrant _____ feet

S10 - E-charging Station _____ feet S17 - Bus Stop Shelter _____ feet

S11 - Parking Meter _____ feet S18 - Traffic Signal _____ feet

S12 - Select Bus Service Fare Machine _____ feet

Elements with minimum 5 feet clearance from sidewalk cafe:

S19 - CitiBike/Bike Share Station _____ feet S24 - Emergency Exit Hatch _____ feet

S20 - Bike Corral _____ feet S25 - Subway Stair: Closed End _____ feet

S21 - Micromobility Station _____ feet S26 - Subway Elevator: Non-Entry _____ feet

S22 - Primary Building Entrance _____ feet S27 - Stamesse Connection _____ feet

S23 - Curb Cut _____ feet

Elements with minimum 3 feet clearance from sidewalk cafe:

S28 - Elevated Train Infrastructure _____ feet

S29 - Transformer Vault _____ feet

Elements with minimum 1 foot 6 inches clearance from sidewalk cafe elements:

S30 - Vent Infrastructure _____ inches



SECTION 3: Material Requirements

- Please indicate which of the following materials will be part of your sidewalk cafe by checking the box next to the category. If applicable, please confirm the materials comply with the Dining Out NYC requirements by checking the box next to the associated requirement.
- Refer to the [Setup Guides](#) in the Dining Out NYC website for more information regarding materials.

Materials Checklist:

Required

Perimeter Demarcation

Perimeter demarcation must be clear and visible by using a lightweight and removable self-supporting base wall, railing, planter, fence, or stanchion and rope.

Maximum height is 2 feet 6 inches (excluding planting(s)).

Not affixed to the sidewalk.

Optional - Only check the material categories you intend to use in your sidewalk cafe.

Furnishings

Lightweight and easily movable.

Not affixed to the sidewalk.

Awnings (Physically attached to the building)

Minimum 8 feet height from the ground and does not exceed 10 feet height.

Easily removable, comprised of fire-grade and wind resistant materials.

Does not extend beyond the perimeter of the sidewalk cafe.

Complies with the New York City Building Code and the requirements of the Landmarks Preservation Commission, as applicable.

Overhead Coverings/ Umbrellas

Minimum 7 feet height from the ground and does not exceed 10 feet height.

Easily removable, comprised of fire-grade and wind resistant materials.

Does not extend beyond the perimeter of the sidewalk cafe.

The umbrella/overhead covering has a weighted base and any supports are not affixed to the sidewalk.

Any support structures are of sufficient size and strength, made of durable materials, and free of defects.

Lighting and Electrical Connections

Any lighting is outdoor rated, properly secured, and lightweight.

Connection is directly connected to ground floor restaurant's power source and within the perimeter of the cafe.

Does not extend beyond the perimeter of the sidewalk cafe.

Does not exceed 10 feet in height.

Not attached to any City property, including street trees.

Electrical work complies with the applicable requirements set forth in the DOT's rules and the New York City Electrical Code.

Please check this box if you are submitting additional documents for review. Documents may include technical drawings prepared by a licensed professional.

SECTION 1 : Site Plan

- This Site Plan form is required to be uploaded in the "Sidewalk Site Plan" field of your online application.
- Refer to the [How to Apply](#) page in the Dining Out NYC website for more information about the application process.

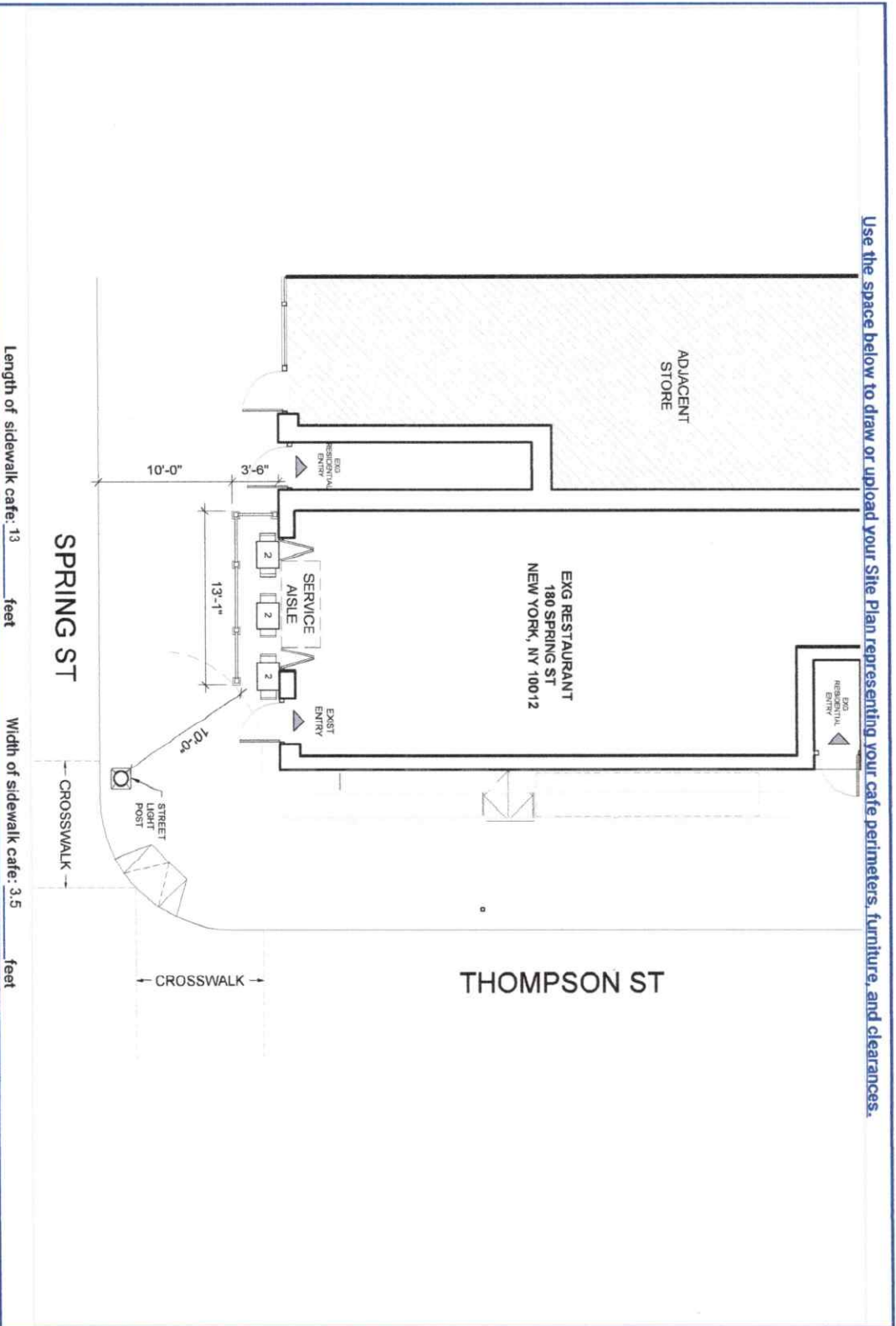
Identify Clear Path Requirements:

- Clear path requirement for your sidewalk cafe can be found by identifying your corridor type on the DOT's Pedestrian Mobility Plan [Pedestrian Demand Map](#) on Open Data.
 - C1 - Global Corridor (12 feet Clear Path)
 - C2 - Regional Corridor (10 feet Clear Path)
 - C3 - Neighborhood Corridor (8 feet Clear Path)
 - C4 - Community Connector (8 feet Clear Path)
 - C5 - Baseline Street (8 feet Clear Path)

Setup Area Identification :

- Please check this box if you plan to have outdoor dining located within private property. If so, indicate the property line in the site plan drawing below.
- Please check this box if all or part of your sidewalk cafe is in a sidewalk widening area, developed pursuant to the NYC Zoning Resolution. If so, indicate the property line in the site plan drawing below.

Use the space below to draw or upload your Site Plan representing your cafe perimeters, furniture, and clearances.



DINING OUT
NEW YORK CITY
Map
Nora Romagosa
Commissioner

Sidewalk Cafe Site Plan Form

Applicant Name: **RDK RESTAURANT CORP**

Restaurant Name: **Bistro Les Amis**

FSEP Number: **40607926**

Drawing Requirements

- Food service establishment frontage shown by:**
 - Line representing space occupied in building
 - Labels
- Street names:**
 - Labels on each street
- Sidewalk shown as:**
 - Line representing street curb
 - Width measured from building line to curb line
- Primary building entrance shown as:**
 - Label
 - Distance from proposed setup
- Cafe perimeter shown as:**
 - Line
 - Length and width
 - (Dashed line) representing Private Property Line
- Set-up furniture (tables, chairs, etc.) shown as:**
 - Lines or symbols at approximate location within setup
- Sidewalk elements or objects shown as:**
 - Lines or symbols
 - Labels
 - Distance from cafe perimeter
- Utility coverings shown as:**
 - Symbols representing the approximate shape of the covering within the setup
 - MANHOLE COVER
 - UTILITY COVERING

Length of sidewalk cafe: 13 feet

Width of sidewalk cafe: 3.5 feet

SECTION 2: Required Clearances

- Please provide distances from the following objects.
- Only provide a distance if the listed object is within 15 feet of your proposed setup.
- Leave box blank if not applicable.
- Refer to the [Setup Guides](#) in the Dining Out NYC website for more information regarding clearances.

Elements with minimum 15 feet clearance from sidewalk cafe:

S01- Subway Stair: Open End _____ feet

Elements with minimum 10 feet clearance from sidewalk cafe:

S02- Subway Elevator Entrance _____ feet S04- MTA Curb Cut _____ feet

S03- Exhaust Duct _____ feet S05- FDNY Curb Cut _____ feet

Elements with minimum 8 feet clearance from sidewalk cafe:

S06- Street Tree Bed _____ feet S13- Newsstand _____ feet

S07- Mailbox _____ feet S14- Streetlight _____ feet

S08- LinkNYC Kiosk _____ feet S15- Bus Stop Pole _____ feet

S09- Wayfinding Kiosk _____ feet S16- Fire Hydrant _____ feet

S10- E-charging Station _____ feet S17- Bus Stop Shelter _____ feet

S11- Parking Meter _____ feet S18- Traffic Signal _____ feet

S12- Select Bus Service Fare Machine _____ feet

Elements with minimum 5 feet clearance from sidewalk cafe:

S19- Cit/Bike/Bike Share Station _____ feet S24- Emergency Exit Hatch _____ feet

S20- Bike Corral _____ feet S25- Subway Stair: Closed End _____ feet

S21- Micromobility Station _____ feet S26- Subway Elevator: Non-Entry _____ feet

S22- Primary Building Entrance _____ feet S27- Siamese Connection _____ feet

S23- Curb Cut _____ feet

Elements with minimum 3 feet clearance from sidewalk cafe:

S28- Elevated Train Infrastructure _____ feet

S29- Transformer Vault _____ feet

Elements with minimum 1 foot 6 inches clearance from sidewalk cafe elements:

S30- Vent Infrastructure _____ inches



SECTION 3: Material Requirements

- Please indicate which of the following materials will be part of your sidewalk cafe by checking the box next to the category. If applicable, please confirm the materials comply with the Dining Out NYC requirements by checking the box next to the associated requirement.
- Refer to the [Setup Guides](#) in the Dining Out NYC website for more information regarding materials.

Materials Checklist:

Required

Perimeter Demarcation

Perimeter demarcation must be clear and visible by using a lightweight and removable self-supporting base wall, railing, planter, fence, or stanchion and rope.

Maximum height is 2 feet 6 inches (excluding planting(s)).

Not affixed to the sidewalk.

Optional - Only check the material categories you intend to use in your sidewalk cafe.

Furnishings

Lightweight and easily movable.

Not affixed to the sidewalk.

Awnings (Physically attached to the building)

Minimum 8 feet height from the ground and does not exceed 10 feet height.

Easily removable, comprised of fire-grade and wind resistant materials.

Does not extend beyond the perimeter of the sidewalk cafe.

Complies with the New York City Building Code and the requirements of the Landmarks Preservation Commission, as applicable.

Overhead Coverings/ Umbrellas

Minimum 7 feet height from the ground and does not exceed 10 feet height.

Easily removable, comprised of fire-grade and wind resistant materials.

Does not extend beyond the perimeter of the sidewalk cafe.

The umbrella/overhead covering has a weighted base and any supports are not affixed to the sidewalk.

Any support structures are of sufficient size and strength, made of durable materials, and free of defects.

Lighting and Electrical Connections

Any lighting is outdoor rated, properly secured, and lightweight.

Connection is directly connected to ground floor restaurant's power source and within the perimeter of the cafe.

Does not extend beyond the perimeter of the sidewalk cafe.

Does not exceed 10 feet in height.

Not attached to any City property, including street trees.

Electrical work complies with the applicable requirements set forth in the DOT's rules and the New York City Electrical Code.

Please check this box if you are submitting additional documents for review. Documents may include technical drawings prepared by a licensed professional.