

36 PERRY STREET
NEW YORK
NEW YORK 10014

DRAWING LIST

NUMBER	DESCRIPTION
L-100.00	PROJECT & SITE INFO, PLOT PLAN, ETC.
L-101.00	HISTORIC TAX PHOTOS
L-102.00	BLOCK PHOTOS
L-103.00	SURVEY AND ZD-1
L-104.00	EXISTING AND PROPOSED AXONOMETRIC
L-200.00	FRONT ELEVATIONS
L-201.00	REAR ELEVATIONS
L-300.00	EXISTING SIGHTLINE SECTIONAL DRAWINGS
L-301.00	PROPOSED SIGHTLINE SECTIONAL DRAWINGS
L-302.00	PROPOSED SIGHTLINE SECTIONAL DRAWINGS
L-303.00	PROPOSED TRANSVERSE SECTION
L-304.00	VISIBILITY CORRIDOR "A" AND PHOTOS
L-305.00	VISIBILITY CORRIDOR "B" AND PHOTOS
L-306.00	EXISTING ROOF PLAN
L-307.00	PROPOSED ROOF PLAN
L-400.00	PHOTO COMPOSITE FRONT VIEWS
L-401.00	PHOTO COMPOSITE REAR VIEWS
L-402.00	PHOTO COMPOSITE FRONT VIEWS
L-403.00	MATERIAL PALETTE
L-500.00	EXISTING FRONT & REAR YARD PLANS
L-501.00	PROPOSED FRONT & REAR YARD PLANS
L-600.00	DETAILS - SHEET 1
L-800.00	CELLAR & BASEMENT DEMOLITION PLANS
L-801.00	1ST & 2ND FLOOR DEMOLITION PLANS
L-802.00	3RD FLOOR AND ROOF DEMOLITION PLANS
L-900.00	CELLAR & BASEMENT CONSTRUCTION PLANS
L-901.00	1ST & 2ND FLOOR CONSTRUCTION PLANS
L-902.00	3RD & 4TH FLOOR CONSTRUCTION PLANS
L-903.00	ROOF CONSTRUCTION PLAN

HISTORICAL REFERENCE NOTES:
 CONSTRUCTION DATE: 1845
 STYLE: GREEK REVIVAL (LATE)
 BRICK FACADES AND WOOD CORNICE.
 ORIGINAL STOOP AND FIRST FLOOR ENTRANCE WAS REMOVED PRIOR TO THE 1940'S TAX PHOTOGRAPH AND 1969 LANDMARKS DESIGNATION.

PROPOSED SCOPE OF WORK:

FRONT FACADE (PERRY STREET):
 REMOVAL OF THE EXISTING BASEMENT ENTRY AND FRONT YARD CONCRETE INTRILL.
 NEW MASONRY CONSTRUCTION TO REINSTATE THE ORIGINAL STOOP-MATCHING ORIGINAL.
 NEW WOOD FRONT DOOR WITH PILASTERS AND SIDELIGHTS TO MATCH ORIGINAL (REFERENCED BY EXISTING NEIGHBORING PROPERTIES) IN REINSTATED MASONRY OPENING.
 NEW DECORATIVE STEEL / WROUGHT IRON GATE BELOW STOOP TO MATCH ORIGINAL.
 NEW PAVED AND PLANTED AREA-WAY AND STEPS TO BASEMENT DOOR.
 NEW DECORATIVE RAILING AND GATE TO FRONT YARD AND NEW CURVED STEEL STAIR-RAIL TO REINSTATED 1ST FLOOR ENTRY TO MATCH ORIGINAL CONSTRUCTION.
 INSTALL NEW BROWNSTONE CORNICE ABOVE THE ENTRY DOOR TO MATCH ORIGINAL.
 REPLACE ALL EXISTING WINDOWS BASEMENT - 3RD FLOOR IN THE EXISTING MASONRY OPENINGS WITH NEW PAINTED WOOD DOUBLE HUNG WINDOWS TO MATCH THE EXISTING.
 CLEAN, REPAIR AND REPOINT BRICKWORK- SEE SPECIFICATIONS
 RESTORE AND PAINT EXISTING CORNICE.

ROOF:
 REMOVE DORMER STRUCTURE AND CONSTRUCT NEW ROOFTOP ADDITION (4TH FLOOR) CLAD IN STANDING SEAM ZINC. INSTALL NEW PAVED TERRACE WITH CURB MOUNTED GUARD RAIL ABOVE CORNICE.
 PROVIDE ACCESS LADDER TO ROOFTOP LEVEL TO COMPLY WITH FIRE DEPT ACCESS.
 INSTALL NEW STEEL DRAINAGE MOUNTED MECHANICAL EQUIPMENT AND SKYLIGHT ROOFTOP LEVEL WITH ALUMINUM SCREENING AT ALL SIDES.
 EXTEND EXISTING CHIMNEYS AT WESTERN PROPERTY LINE TO COMPLY WITH NYC BUILDING CODE CLEARANCES.

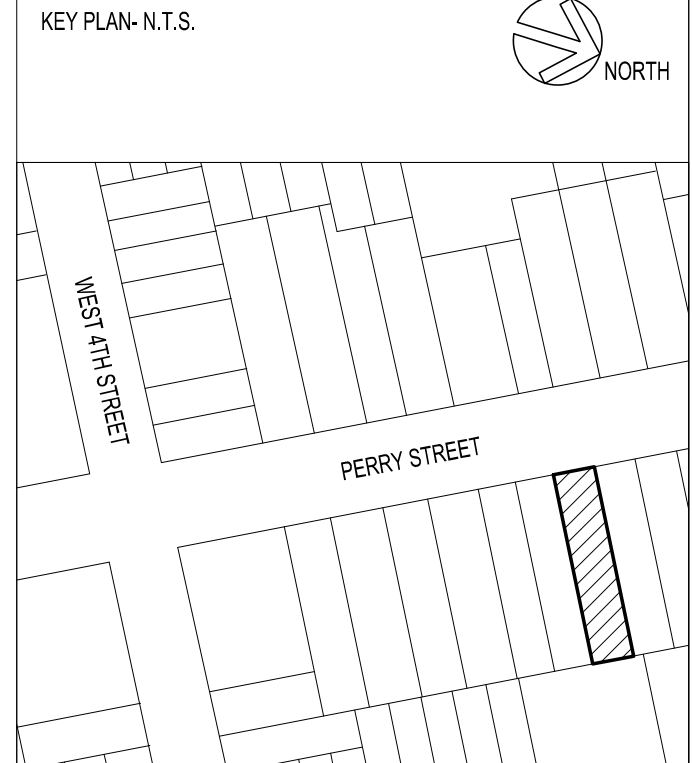
REAR FACADE AND YARD:
 REMOVE EXISTING FULL-WIDTH ONE AND ONE HALF STORY REAR YARD ADDITION AND RECONSTRUCT A NEW FULL-WIDTH DOUBLE-HEIGHT ONE STORY ADDITION WITH STEEL / GLASS DOOR WINDOW UNIT TO REAR YARD. NEW 2ND FLOOR TERRACE ABOVE THIS ADDITION WITH MASONRY AND STEEL GUARDRAIL.
 RECONSTRUCT THE BRICK REAR FACADE AT 2ND AND 3RD FLOORS WITH NEW MASONRY OPENINGS/ STEEL CASEMENT WINDOWS AND DOORS AS SHOWN. BRICKWORK/ POINTING TO MATCH EXISTING (ORIGINAL). TOP OF BRICK FACADE TO ALIGN WITH ORIGINAL FACADE HEIGHT. NEW ROOFTOP ADDITION TO BE CLAD IN STANDING SEAM ZINC WITH STEEL CASEMENT WINDOWS.
 REAR YARD TO BE RE-LANDSCAPED WITH NEW BRICK RETAINING WALL AND 6FT HIGH FENCE AT SIDE AND REAR PROPERTY LINES.

ADDRESS: 36 PERRY STREET
BLOCK: 612
LOT: 13
ZONING MAP & DISTRICT: 12A / DISTRICT R6
NO. OF STORIES (EXISTING): 4
NO. OF STORIES (PROPOSED): 5
HEIGHT (EXISTING): 33'-1"
HEIGHT (PROPOSED): 41'-10"
CONSTRUCTION CLASS: 3 - NON-FIREPROOF STRUCTURES
OCCUPANCY (EXISTING): RES - RESID. BLDG - OLD CODE
OCCUPANCY (PROPOSED): RES - RESID. BLDG - OLD CODE
WORK UNDER: PRIOR TO 1968 BUILDING CODE



LEGEND:

Light Green	1 STORY
Medium Green	2 STORY
Light Blue	3 STORY
Medium Blue	4 STORY
Yellow	5 STORY
Red	6 STORY

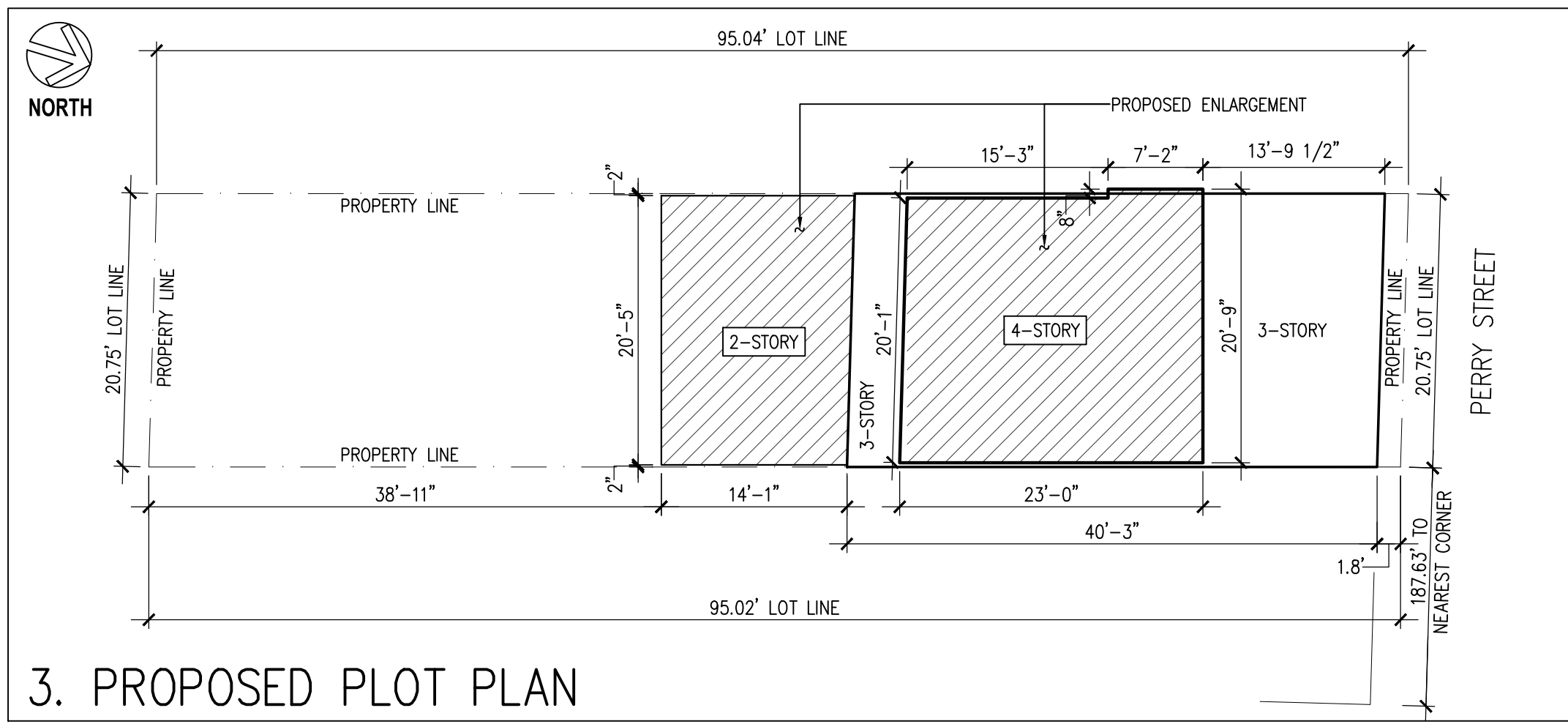
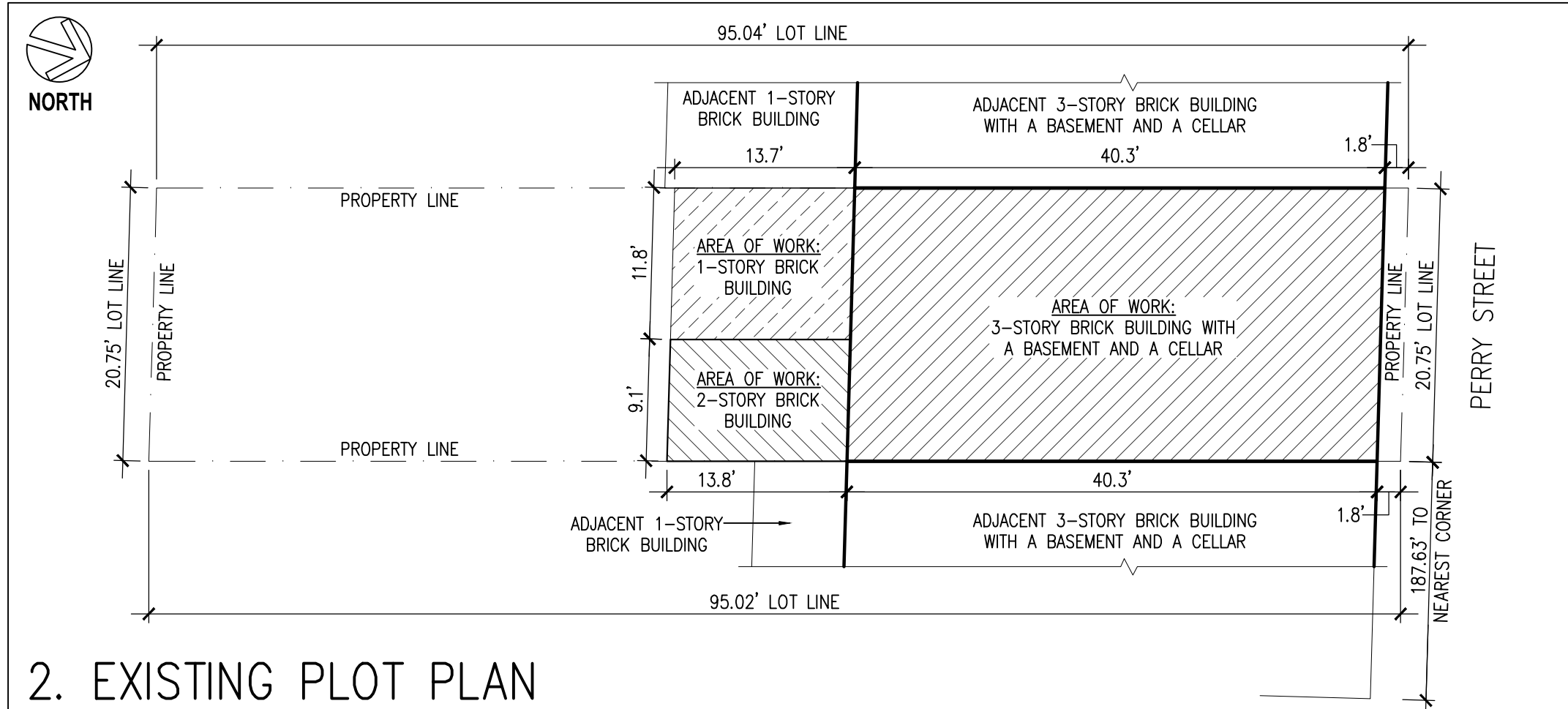


ARCHITECT
 david Mansfield Architecture & Design pc
 611 Broadway, Suite 618
 New York, NY 10012
 Tel. 212. 684. 1353
 Fax. 212. 532. 4805
 info@dmadpc.com

MECHANICAL CONSULTANTS

STRUCTURAL CONSULTANTS

1. BLOCK PLAN



36 PERRY STREET - FRONT ELEVATION, 2023



36 PERRY STREET - REAR ELEVATION, 2023

ISSUE & REVISIONS

No.	DATE	DESCRIPTION
1	XX/XX/XXXX	DOB FLING
2	-	-

PROJECT:
36 PERRY STREET
NEW YORK
NEW YORK 10014

DRAWING TITLE:
PROJECT & SITE INFO,
PLOT PLAN, ETC.

SEAL & SIGNATURE

DATE: 03/13/23
 PROJECT No: 36P01.00
 DRAWING BY: RC
 CHECKED BY: DM
 DWG. No:
L-100.00
 DRAWING 01 of 100



36 PERRY STREET - TAX PHOTO, 1940

EXCERPT FROM "GREENWICH VILLAGE HISTORIC DESIGNATION REPORT VOL. 1, 1969)
PERRY STREET (SOUTH SIDE BETWEEN SEVENTH AVE. AND WEST 4TH STREET)

#30-40
THIS ATTRACTIVE ROW OF SIX LATE GREEK REVIVAL HOUSES WAS DEVELOPED IN 1845 BY JOHN J. PALMER, PRESIDENT OF THE IMPORTANT MERCHANTS BANK. A CONTINUOUS DENTILED WOOD CORNICE CROWNS THEIR THIRD FLOORS AND UNIFIES THE ROW EVEN TODAY. EXCEPT FOR NOS 30 AND 36 WHICH WERE REMODELED TO PROVIDE BASEMENT ENTRANCES, ALL THESE HOUSES RETAIN THEIR ORIGINAL STOOPS AND WROUGHT IRON RAILINGS DECORATED WITH CASTINGS OF GREEK MOTIFS AT THE BOTTOM AND ALONG THE LOWER EDGE OF THE HANDRAILS. ONLY NO. 30 RETAINS ITS RUSTICATED BASEMENT, BUT THE DOORWAY THERE IS FLANKED WITH CURVED SECTIONS OF GLASS BLOCK ON EACH SIDE. THE INNER DOORWAYS, REACHED BY STOOPS, ARE TYPICALLY GREEK REVIVAL WITH PILASTERS AND SIDELIGHTS, AND WITH SIMPLE TRANSOMS ABOVE A TRANSOM BAR WITH A FRET MOLDING. THE OUTER DOORWAYS, HAVE BRICK REVEALS AT THE SIDES, AND ARE CROWNED DIFFERENTLY, EXCEPT FOR NO. 34 WHERE THE STONE LINTEL HAS BEEN SHORN FLUSH. THE LINTEL AT NO. 32 HAS A LOW OGIVAL ARCH CUT INTO THE STONE SURFACE, TYPICAL OF THE 1845 PERIOD, AND IS SURMOUNTED BY A HEAVY CORNICE. AT NO. 40 ARE THE ORIGINAL FLOOR-LENGTH DOUBLE-HUNG WINDOWS AT THE PARLOR FLOOR. THESE HAVE ALSO BEEN RETAINED AT NO. 30, WHERE ONE WAS ADDED TO REPLACE THE ORIGINAL FRONT DOOR. ALL THE HOUSES HAVE RETAINED MUNTINED DOUBLE-HUNG SASH, EXCEPT NO. 34 WHICH HAS REPLACED ITS THIRD THIRD-FLOOR WINDOWS BY ONE-HIGH MUNTINED STEEL SASH WITH CASEMENTS EXTENDING THE WIDTH OF THE BUILDING. THIS ALTERATION WAS MADE IN 1924 TO PROVIDE A STUDIO WINDOW, WITH SKYLIGHT ABOVE. THE CORNICE, THIS ALTERATION WAS SKILLFULLY PERFORMED IN THAT THE ORIGINAL ROOF CORNICE, CONTINUES FOR THE ENTIRE ROW, WAS ALLOWED TO REMAIN UNALTERED BETWEEN THE NEW THIRD FLOOR WINDOW AND THE SKYLIGHT ABOVE IT. THE STONE WINDOW LINTELS AT NO. 30 AND 34 HAVE BEEN SHORN OF THEIR MINATURE STONE CORNICES, WHILE THE REMAINING BUILDINGS IN THE ROW SUCCEMDED TO THE FASHIONABLE SHEET METAL CORNICES WHICH WERE ADDED AFTER THE EIGHTEEN FIFTIES.



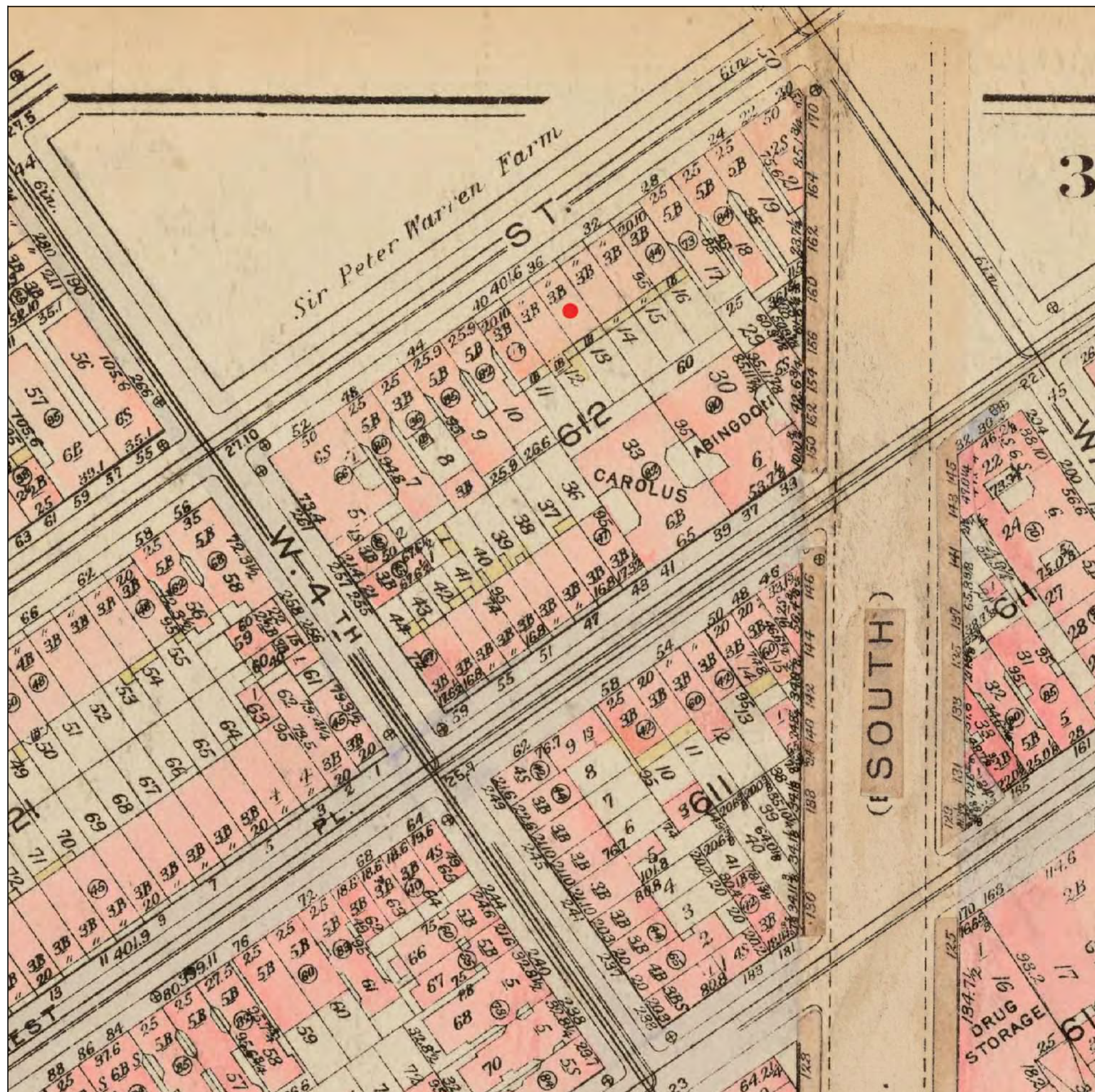
36 PERRY STREET - DESIGNATION REPORT PHOTO, 1969



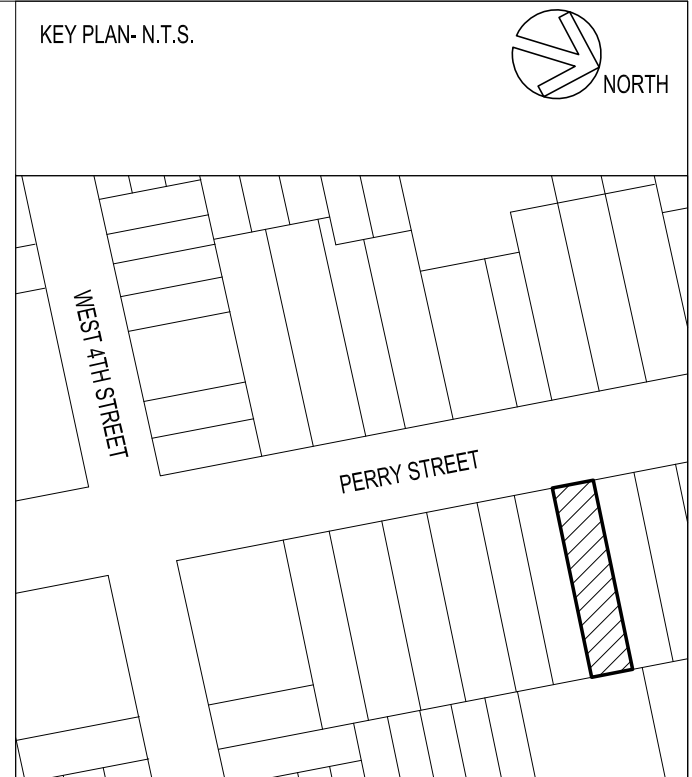
36 PERRY STREET - TAX PHOTO, 1980



36 PERRY STREET - AERIAL PHOTO, 1926



36 PERRY STREET - BROMLEY MAP, 1927



ARCHITECT
(d) (M) (A) (D)
 david Mansfield Architecture & Design pc
 611 Broadway, Suite 618
 New York, NY 10012
 Tel. 212. 684. 1353
 Fax. 212. 532. 4805
 info@dmadpc.com

MECHANICAL CONSULTANTS

STRUCTURAL CONSULTANTS

ISSUE & REVISIONS

No.	DATE	DESCRIPTION
1	XX/XX/XXXX	DOB FILING
2	-	-

PROJECT:
36 PERRY STREET
NEW YORK
NEW YORK 10014

DRAWING TITLE:
HISTORIC TAX PHOTOS

SEAL & SIGNATURE

DATE: 03/13/23
 PROJECT No: 36P01.00
 DRAWING BY: RC
 CHECKED BY: DM
 DWG. No:
L-101.00
 DRAWING 02 OF 100



GOOGLE MAPS SATELITE PHOTO



GOOGLE 3D PHOTO

KEY PLAN-N.T.S.



ARCHITECT

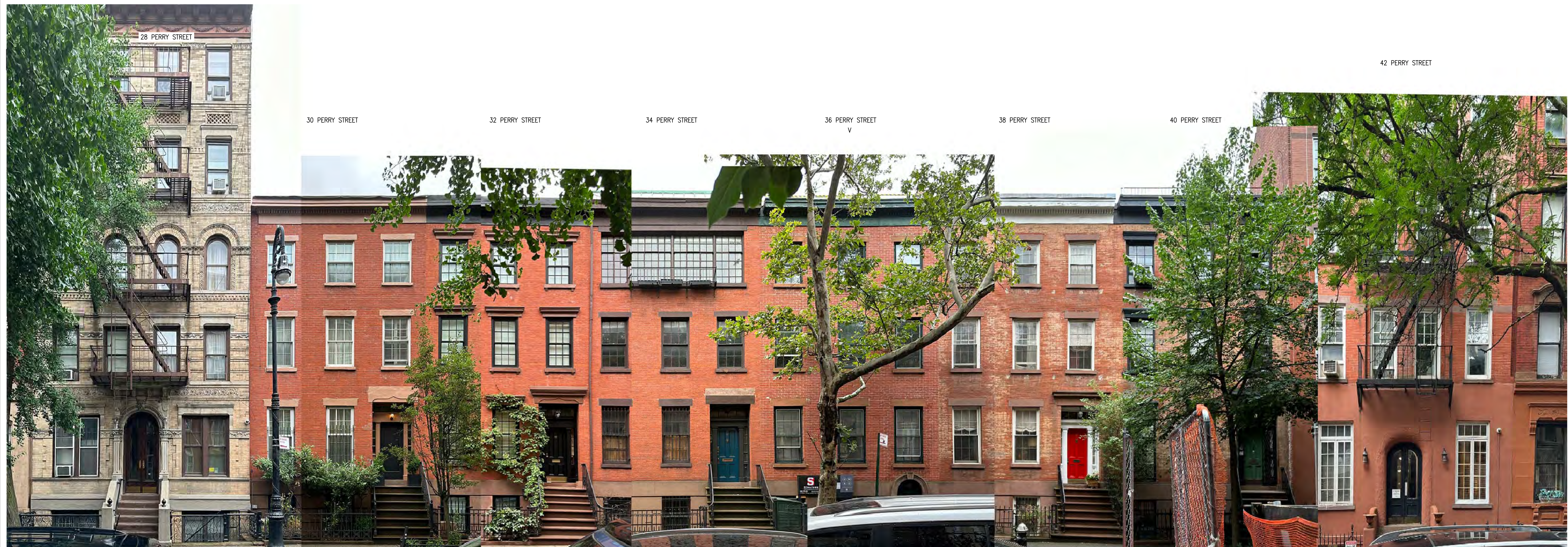
 david Mansfield Architecture & Design pc
 611 Broadway, Suite 618
 New York, NY 10012
 Tel. 212. 684. 1353
 Fax. 212. 532. 4805
 info@dmadpc.com

MECHANICAL CONSULTANTS

STRUCTURAL CONSULTANTS

ISSUE & REVISIONS

No.	DATE	DESCRIPTION
1	XX/XX/XXXX	DOB FILING
2	-	-



STREETSCAPE COMPOSITION

PROJECT:

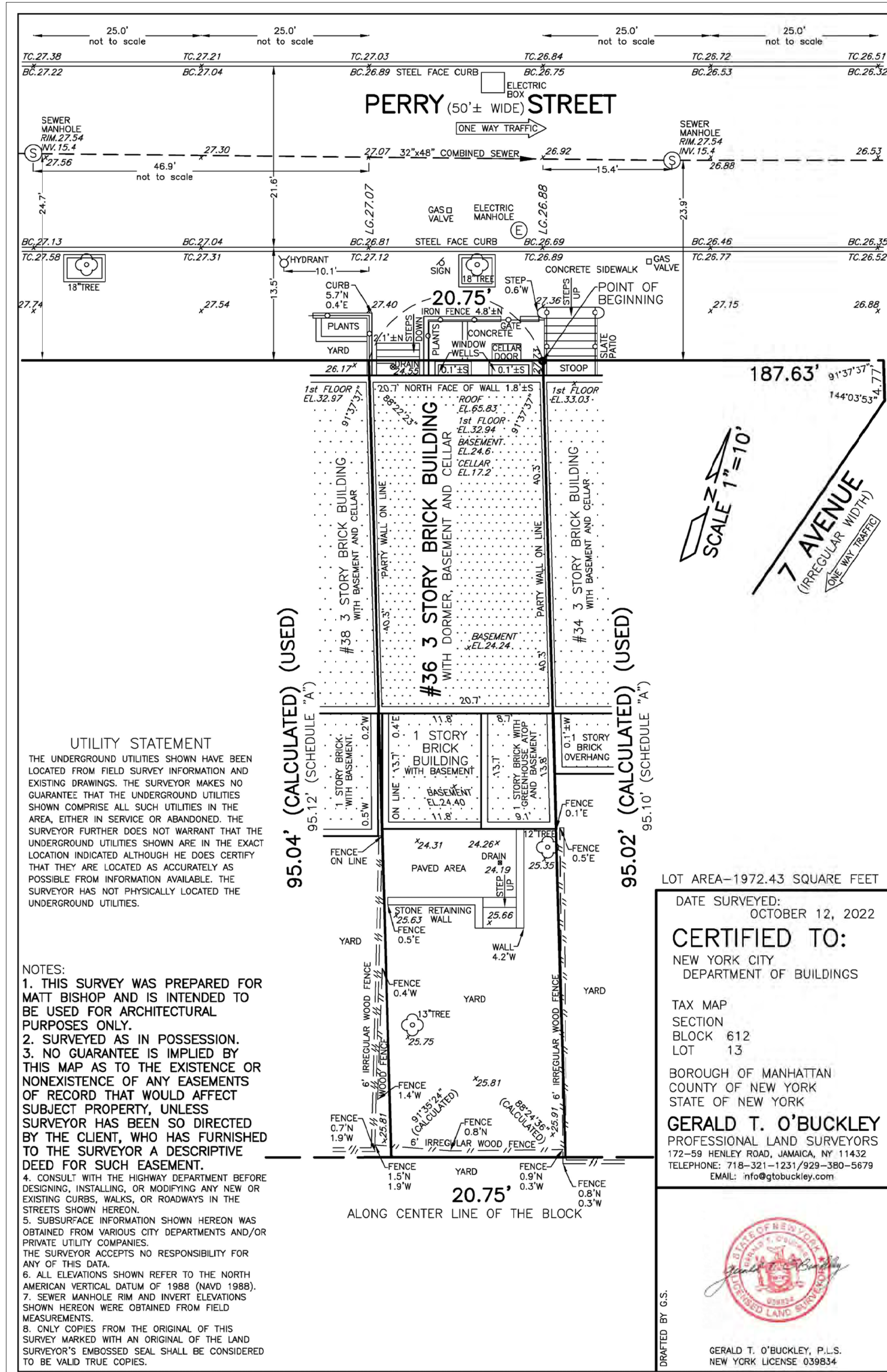
**36 PERRY STREET
 NEW YORK
 NEW YORK 10014**

DRAWING TITLE:
BLOCK PHOTOS

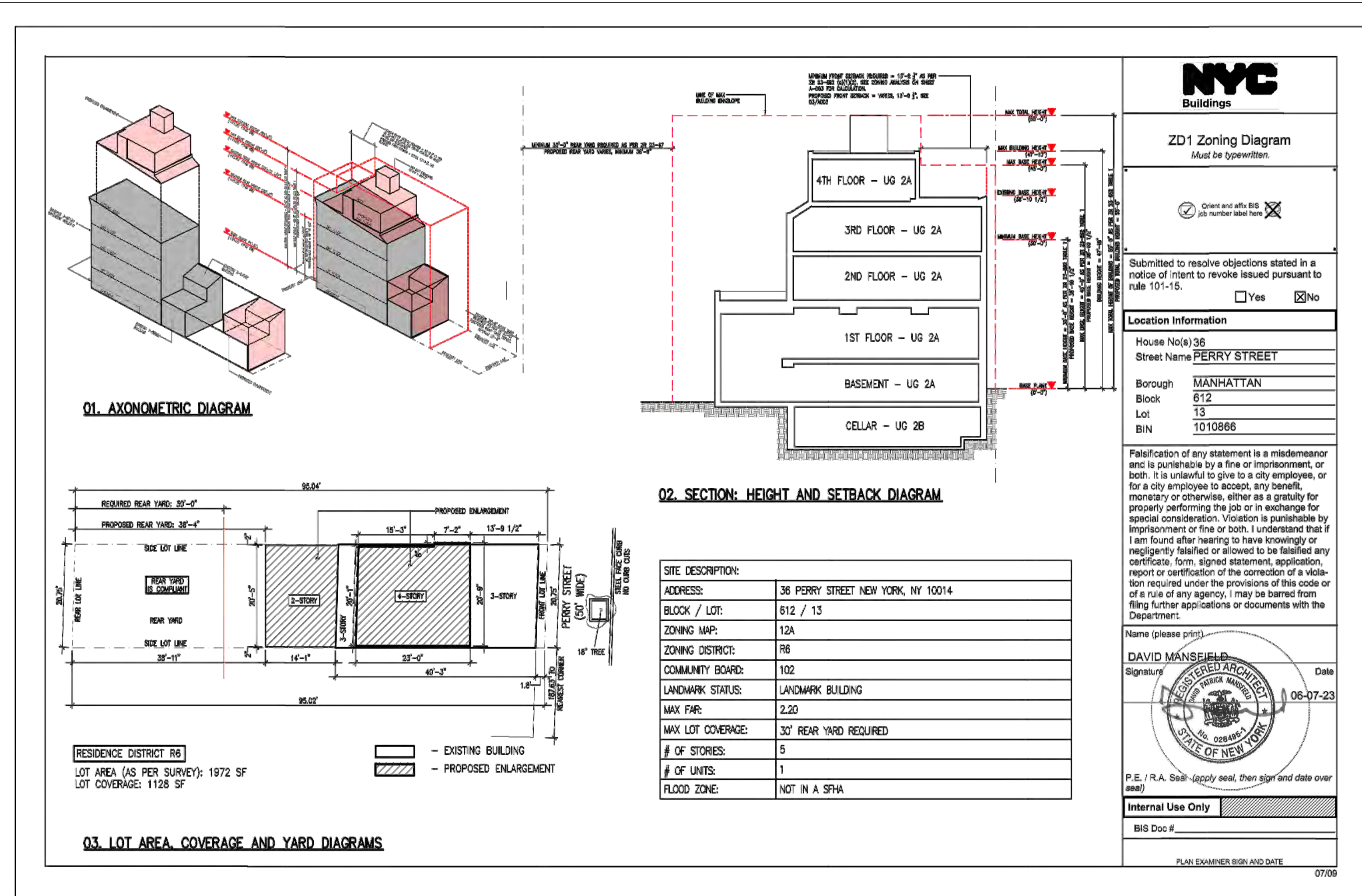
SEAL & SIGNATURE

DATE: 03/13/23
 PROJECT No: 36P01.00
 DRAWING BY: RC
 CHECKED BY: DM
 DWG. No:
L-102.00

DRAWING 02 OF 100



36 PERRY STREET - SURVEY, 2022



NYC Buildings ZD1 Zoning Diagram
Must be typewritten. Sheet 1 of 2

1 Applicant Information Required for all applications.

Last Name MANSFIELD	First Name DAVID	Middle Initial
Business Name DAVID MANSEFIELD ARCHITECTURE & DESIGN PC	Business Telephone (212) 684-1353	
Business Address 20 SOUTH 4TH STREET	Business Fax	
City BROOKLYN	State NY	Zip 11249
E-Mail DAVID@DMADPC.COM	License Number 028495	

2 Additional Zoning Characteristics Required as applicable.

Dwelling Units 1	Parking area 0	sq. ft.	Parking Spaces: Total 0	Enclosed 0
------------------	----------------	---------	-------------------------	------------

3 BSA and/or CPC Approval for Subject Application Required as applicable.

Board of Standards & Appeals (BSA)

Variance Cal. No. _____ Authorizing Zoning Section 72-21 _____
 Special Permit Cal. No. _____ Authorizing Zoning Section _____
 General City Law Waiver Cal. No. _____ General City Law Section _____
 Other Cal. No. _____

City Planning Commission (CPC)

Special Permit ULURP No. _____ Authorizing Zoning Section _____
 Authorization App. No. _____ Authorizing Zoning Section _____
 Certification App. No. _____ Authorizing Zoning Section _____
 Other App. No. _____

4 Proposed Floor Area Required for all applications. One Use Group per line.

Floor Number	Building Code	Gross Floor Area (sq. ft.)	Use Group	Zoning Floor Area (sq. ft.)				FAR
				Residential	Community Facility	Commercial	Manufacturing	
CEL	844		2B	0				0
BAS	1120		2A	1120				.57
001	962		2A	962				.49
002	835		2A	835				.42
003	835		2A	835				.42
004	450		2A	450				.23
ROF	0		2B	0				
Totals		5046			4202			2.13
Total Zoning Floor Area							4202	

KEY PLAN-N.T.S.

ARCHITECT
david Mansfield Architecture & Design pc
611 Broadway, Suite 618
New York, NY 10012
Tel. 212. 684. 1353
Fax. 212. 532. 4805
info@dmadpc.com

MECHANICAL CONSULTANTS

STRUCTURAL CONSULTANTS

ISSUE & REVISIONS

No.	DATE	DESCRIPTION
1	XX/XX/XXXX	DOB FILING
2	-	-

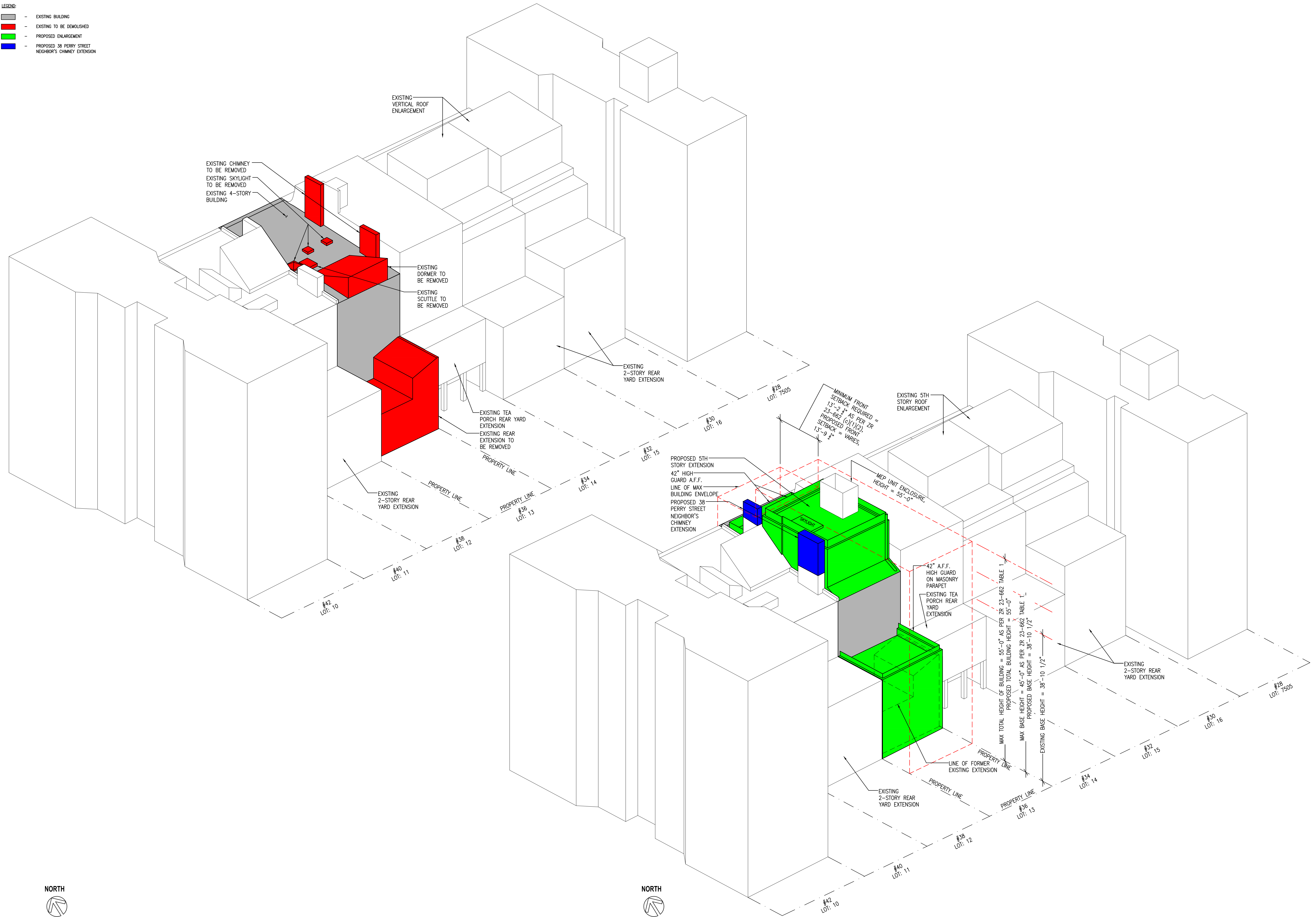
PROJECT:
36 PERRY STREET
NEW YORK
NEW YORK 10014

DRAWING TITLE:
SURVEY AND ZD-1

SEAL & SIGNATURE

DATE: 03/13/23
PROJECT No: 36P01.00
DRAWING BY: RC
CHECKED BY: DM
DWG. No:
L-103.00
DRAWING 02 OF 100

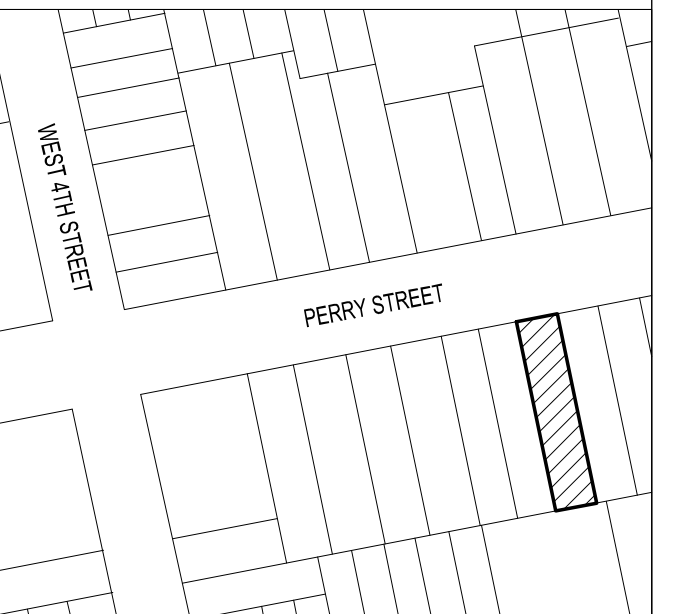
- LEGEND:
- EXISTING BUILDING
 - EXISTING TO BE DEMOLISHED
 - PROPOSED ENLARGEMENT
 - PROPOSED 38 PERRY STREET NEIGHBOR'S CHIMNEY EXTENSION



1. EXISTING AXONOMETRIC DIAGRAM (FROM SOUTH-WEST)

2. PROPOSED AXONOMETRIC DIAGRAM (FROM SOUTH-WEST)

KEY PLAN-N.T.S.



ARCHITECT



David Mansfield Architecture & Design pc
 611 Broadway, Suite 618
 New York, NY 10012
 Tel. 212. 684. 1353
 Fax. 212. 532. 4805
 info@dmdapc.com

MECHANICAL CONSULTANTS

STRUCTURAL CONSULTANTS

ISSUE & REVISIONS

No.	DATE	DESCRIPTION
1	XX/XX/XXXX	DOB FLING
2	-	-

PROJECT:
36 PERRY STREET
NEW YORK
NEW YORK 10014

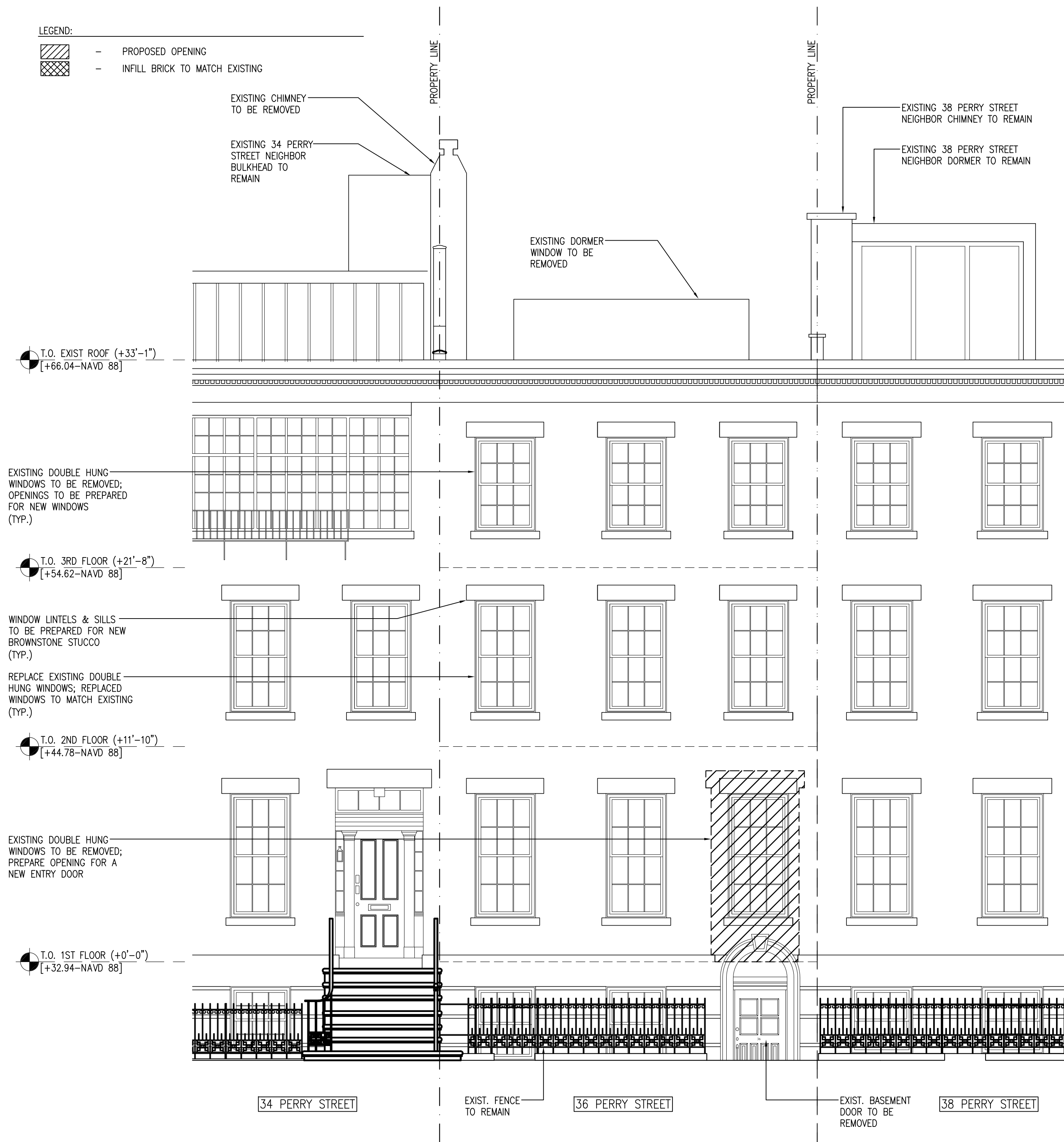
DRAWING TITLE:
 EXISTING AND
 PROPOSED
 AXONOMETRIC

SEAL & SIGNATURE

DATE: 03/13/23
 PROJECT No: 36P01.00
 DRAWING BY: RC
 CHECKED BY: DM
 DWG. No:
L-104.00
 DRAWING 02 OF 100



- LEGEND:
- PROPOSED OPENING
 - INFILL BRICK TO MATCH EXISTING



1. EXISTING FRONT ELEVATION

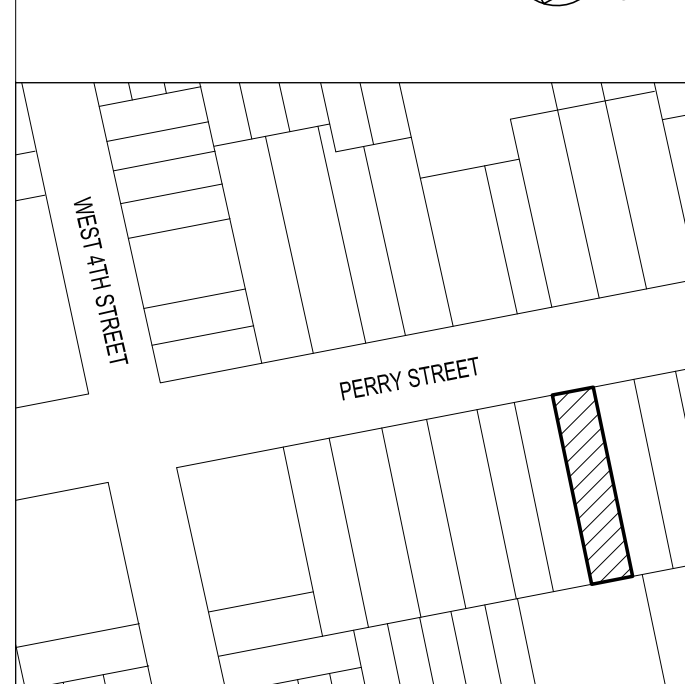


2. PROPOSED FRONT ELEVATION



3. PROPOSED BASEMENT ENTRY ELEVATION

KEY PLAN-N.T.S.



ARCHITECT



David Mansfield Architecture & Design PC
 611 Broadway, Suite 618
 New York, NY 10012
 Tel. 212. 684. 1353
 Fax. 212. 532. 4805
 info@dmadpc.com

MECHANICAL CONSULTANTS

STRUCTURAL CONSULTANTS

ISSUE & REVISIONS

No.	DATE	DESCRIPTION
1	XX/XX/XXXX	DOB FLING
2	-	-

PROJECT:

**36 PERRY STREET
 NEW YORK
 NEW YORK 10014**

DRAWING TITLE:

FRONT ELEVATIONS

SEAL & SIGNATURE

DATE: 03/13/23

PROJECT No: 36P01.00



DRAWING BY: RC

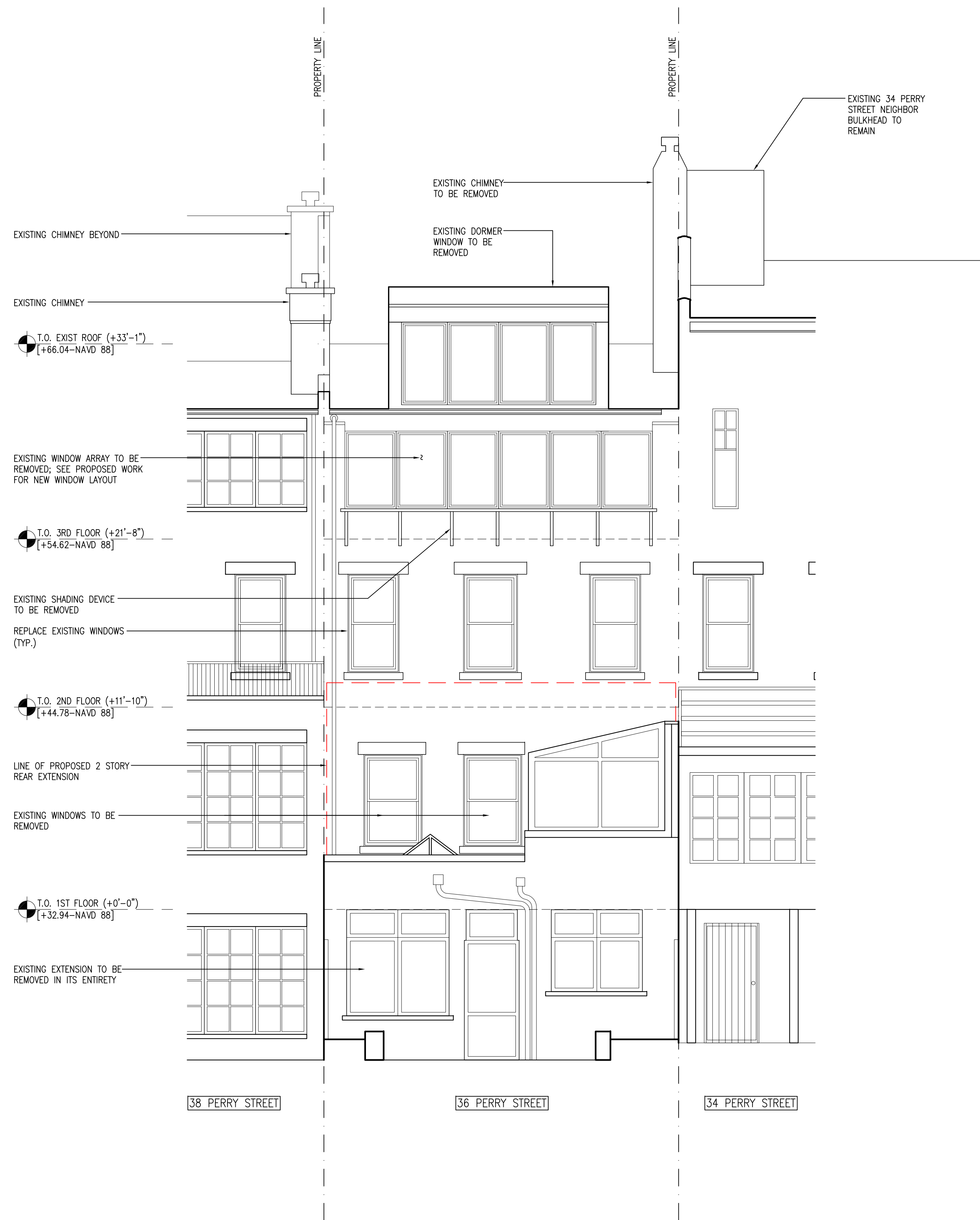
CHECKED BY: DM

DWG. No:

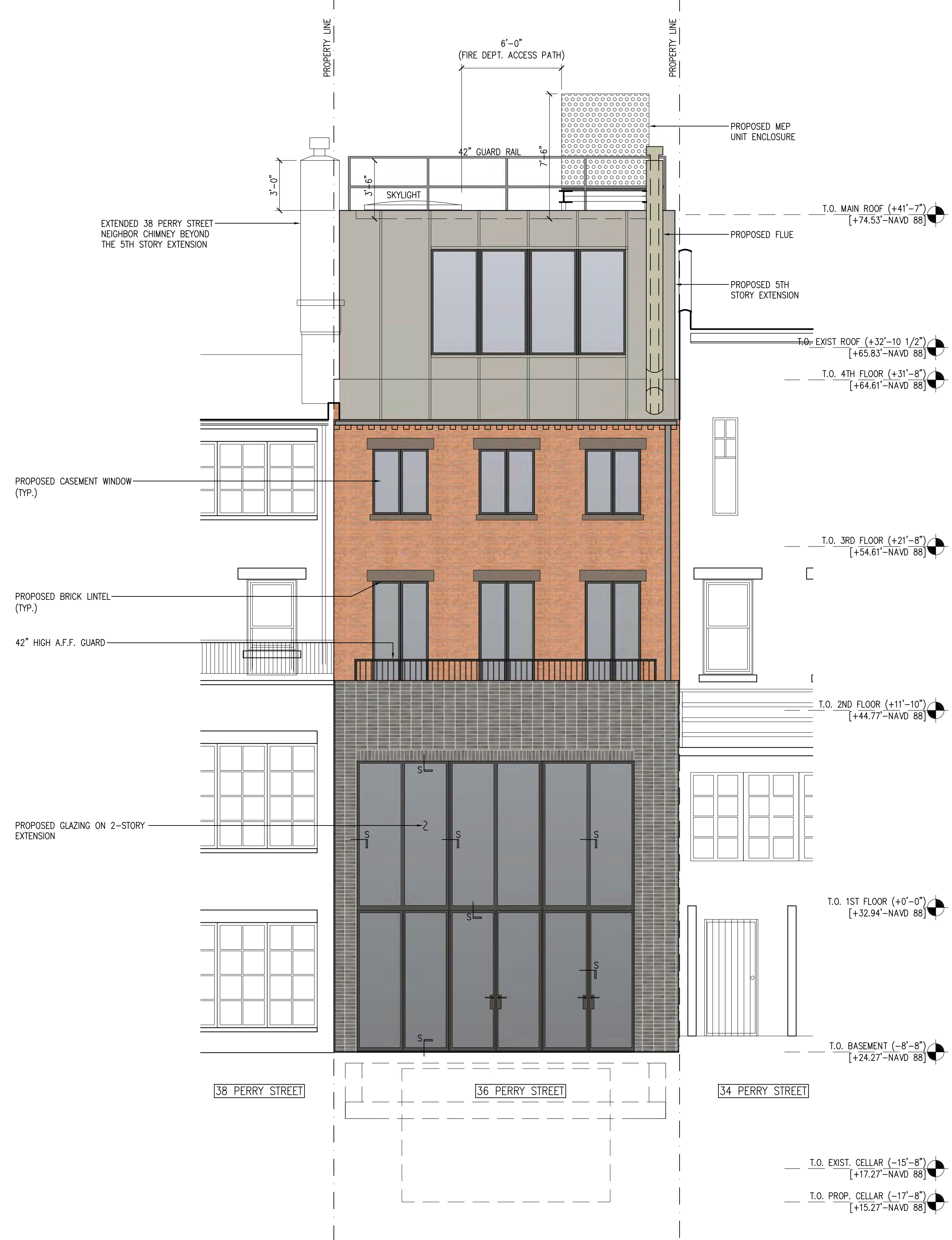
L-200.00

DRAWING 08 OF 100

- LEGEND:
-  - PROPOSED OPENING
 -  - INFILL BRICK TO MATCH EXISTING

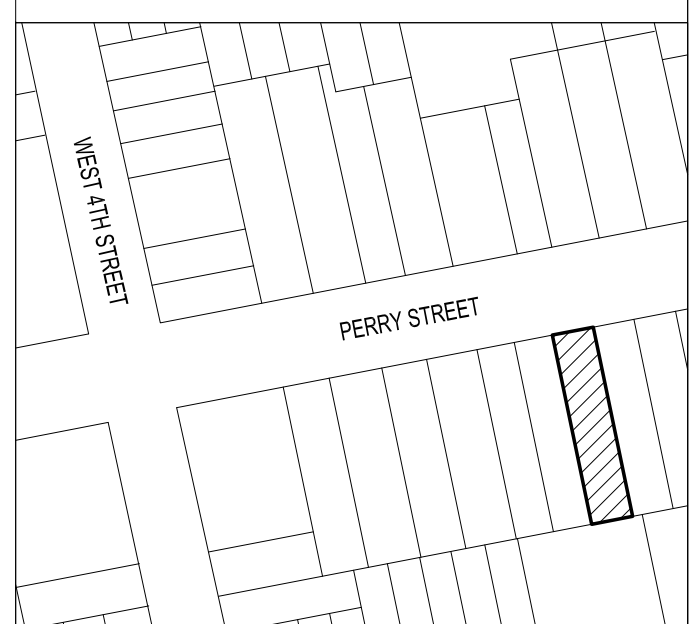


1. EXISTING REAR ELEVATION



2. PROPOSED REAR ELEVATION

KEY PLAN-N.T.S. 



ARCHITECT

 david Mansfield Architecture & Design pc
 611 Broadway, Suite 618
 New York, NY 10012
 Tel. 212. 684. 1353
 Fax. 212. 532. 4805
 info@dmadpc.com

MECHANICAL CONSULTANTS

STRUCTURAL CONSULTANTS

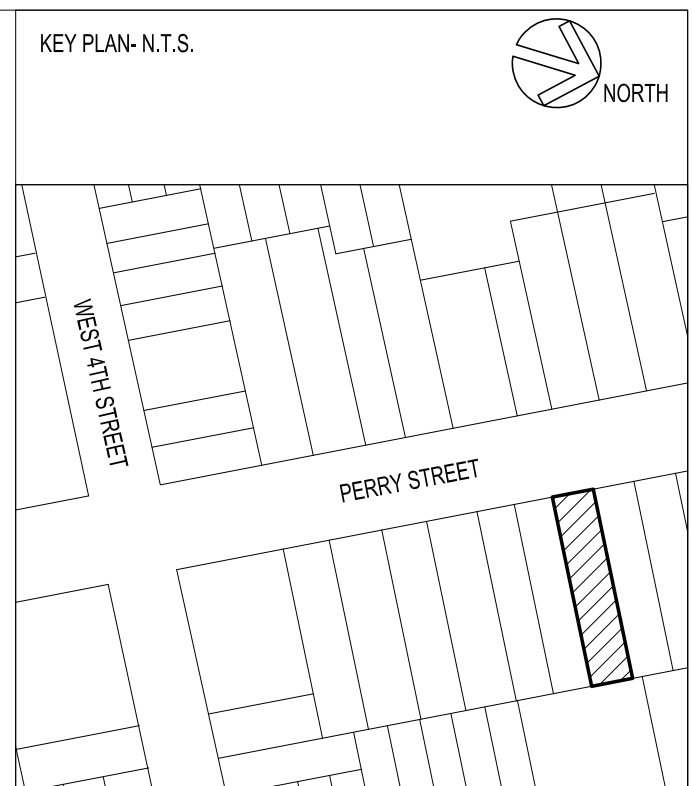
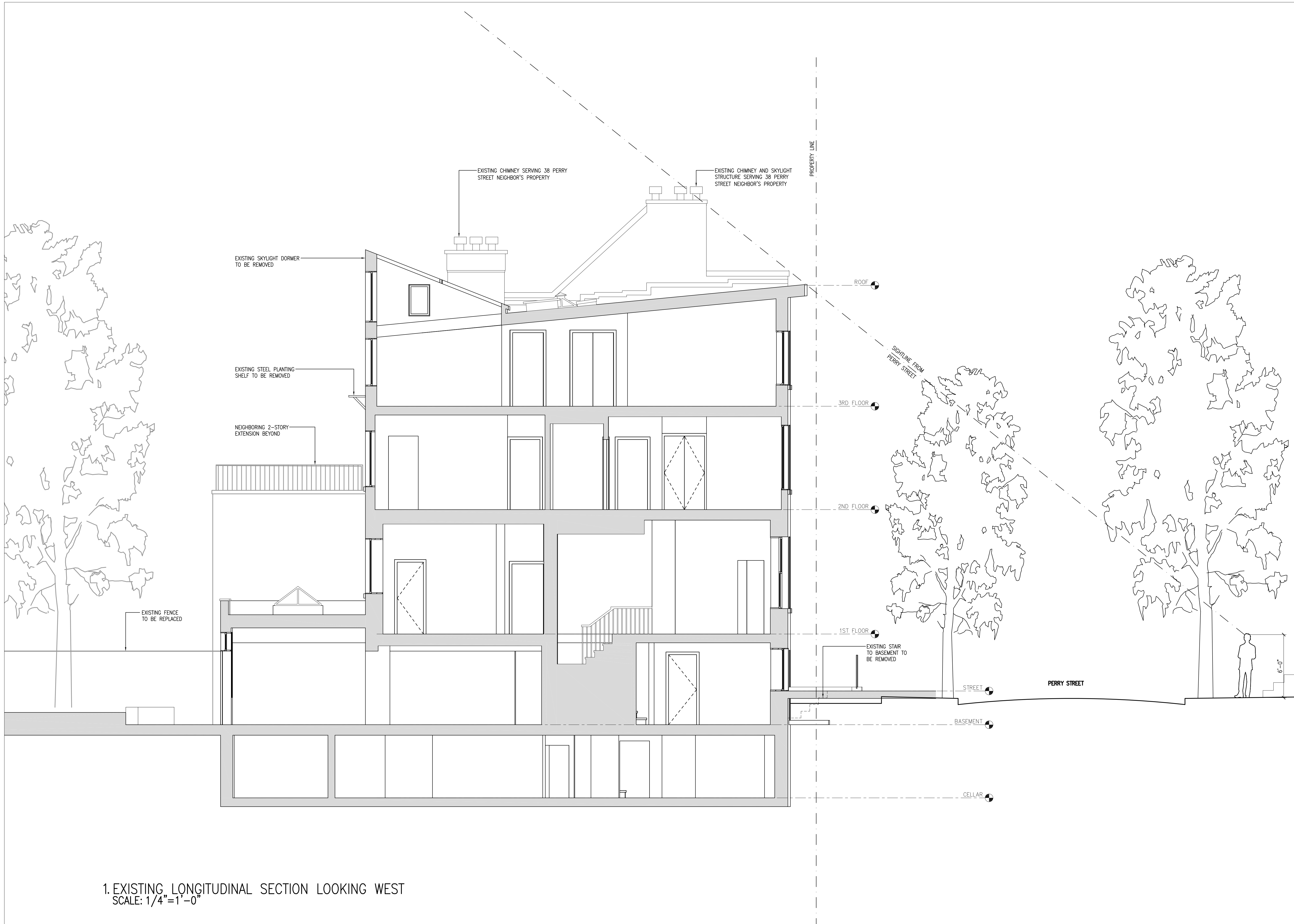
ISSUE & REVISIONS

No.	DATE	DESCRIPTION
1	XX/XX/XXXX	DOB FILING
2	-	-

PROJECT:
36 PERRY STREET
NEW YORK
NEW YORK 10014

DRAWING TITLE:
REAR ELEVATIONS

SEAL & SIGNATURE	DATE: 03/13/23
	PROJECT No: 36P01.00
	DRAWING BY: RC
	CHECKED BY: DM
	DWG. No: L-201.00
	DRAWING 09 OF 100



ARCHITECT

d M A D

David Mansfield Architecture & Design pc
 611 Broadway, Suite 618
 New York, NY 10012
 Tel. 212. 684. 1353
 Fax. 212. 532. 4805
 info@dmadpc.com

MECHANICAL CONSULTANTS

STRUCTURAL CONSULTANTS

ISSUE & REVISIONS

No.	DATE	DESCRIPTION
1	XX/XX/XXXX	DOB FILING
2	-	-

PROJECT:

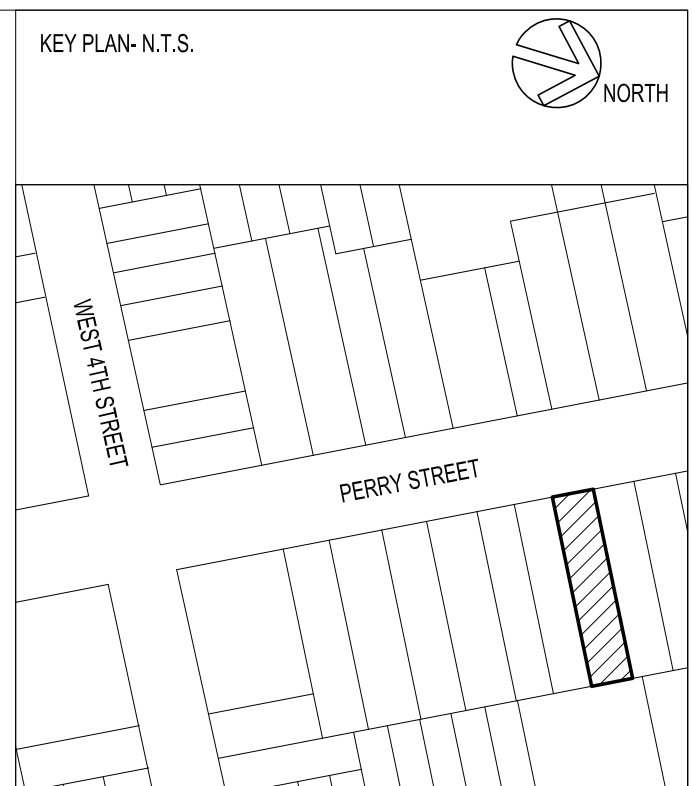
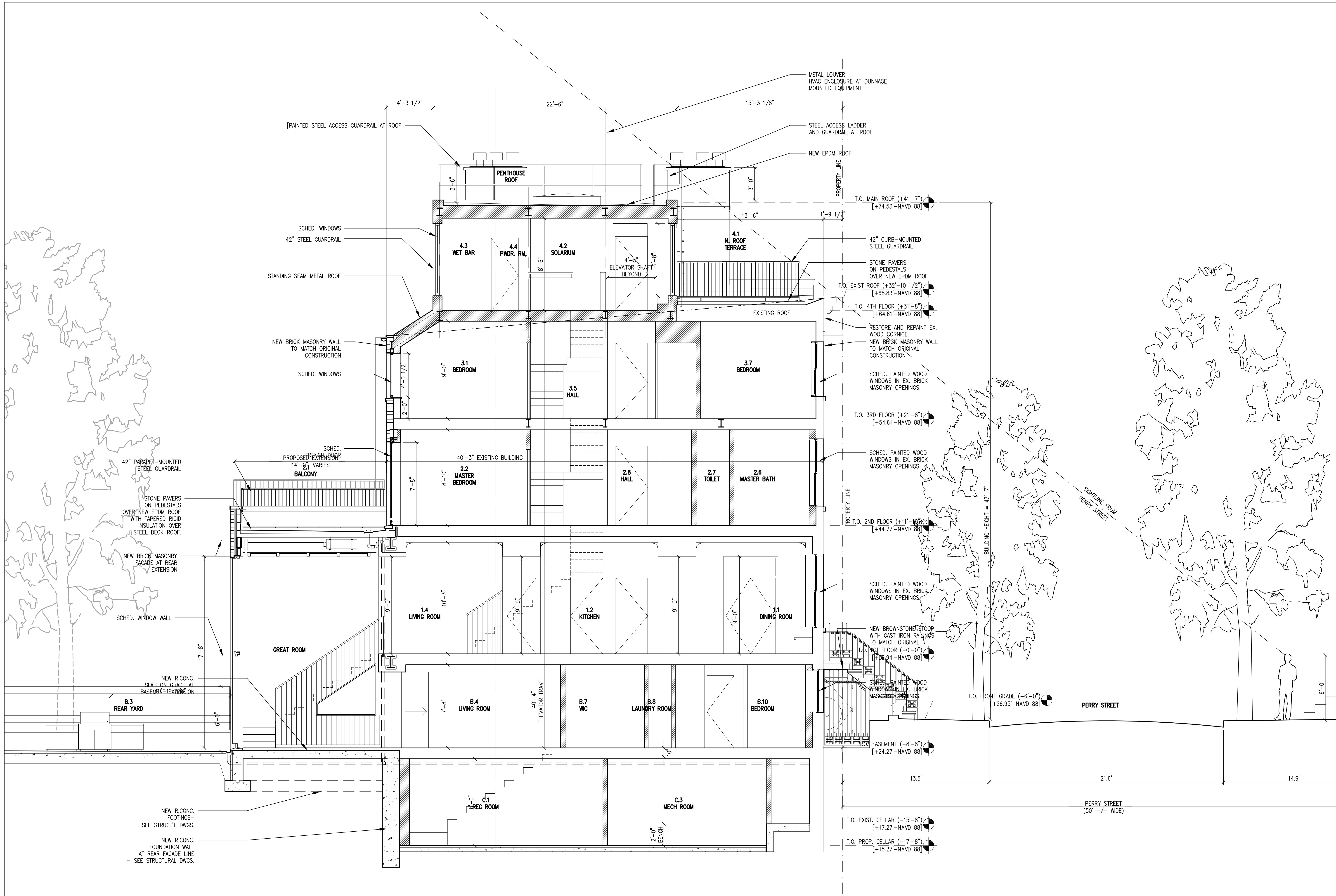
**36 PERRY STREET
 NEW YORK
 NEW YORK 10014**

DRAWING TITLE:

**EXISTING SIGHTLINE
 SECTIONAL DRAWING**

SEAL & SIGNATURE	DATE: 03/13/23
	PROJECT No: 36P01.00
	DRAWING BY: RC
	CHECKED BY: DM
	DWG. No:
	L-300.00
	DRAWING 03 OF 100

1. EXISTING LONGITUDINAL SECTION LOOKING WEST
 SCALE: 1/4" = 1'-0"



ARCHITECT
d M A D
 david Mansfield Architecture & Design pc
 611 Broadway, Suite 618
 New York, NY 10012
 Tel. 212. 684. 1353
 Fax. 212. 532. 4805
 info@dmadpc.com

MECHANICAL CONSULTANTS

 STRUCTURAL CONSULTANTS

ISSUE & REVISIONS

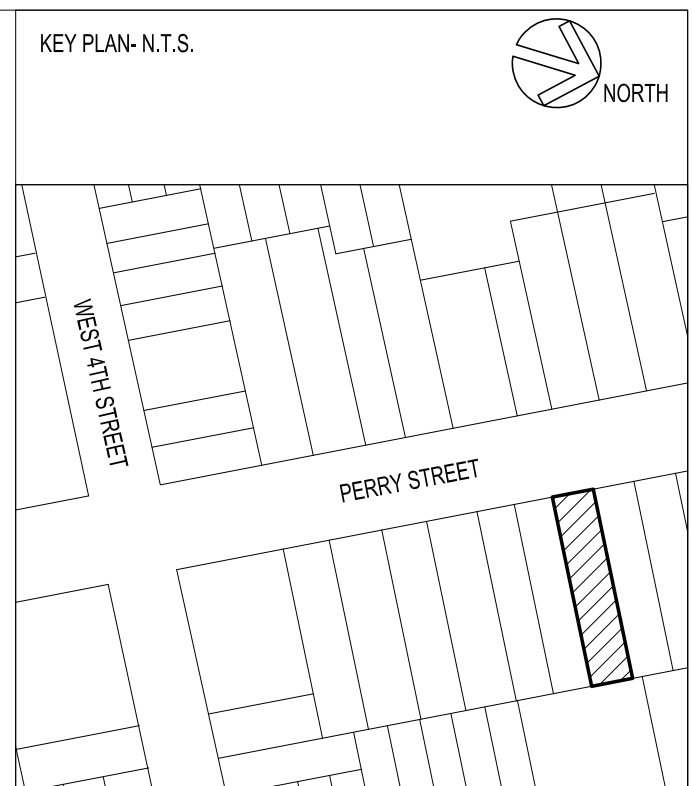
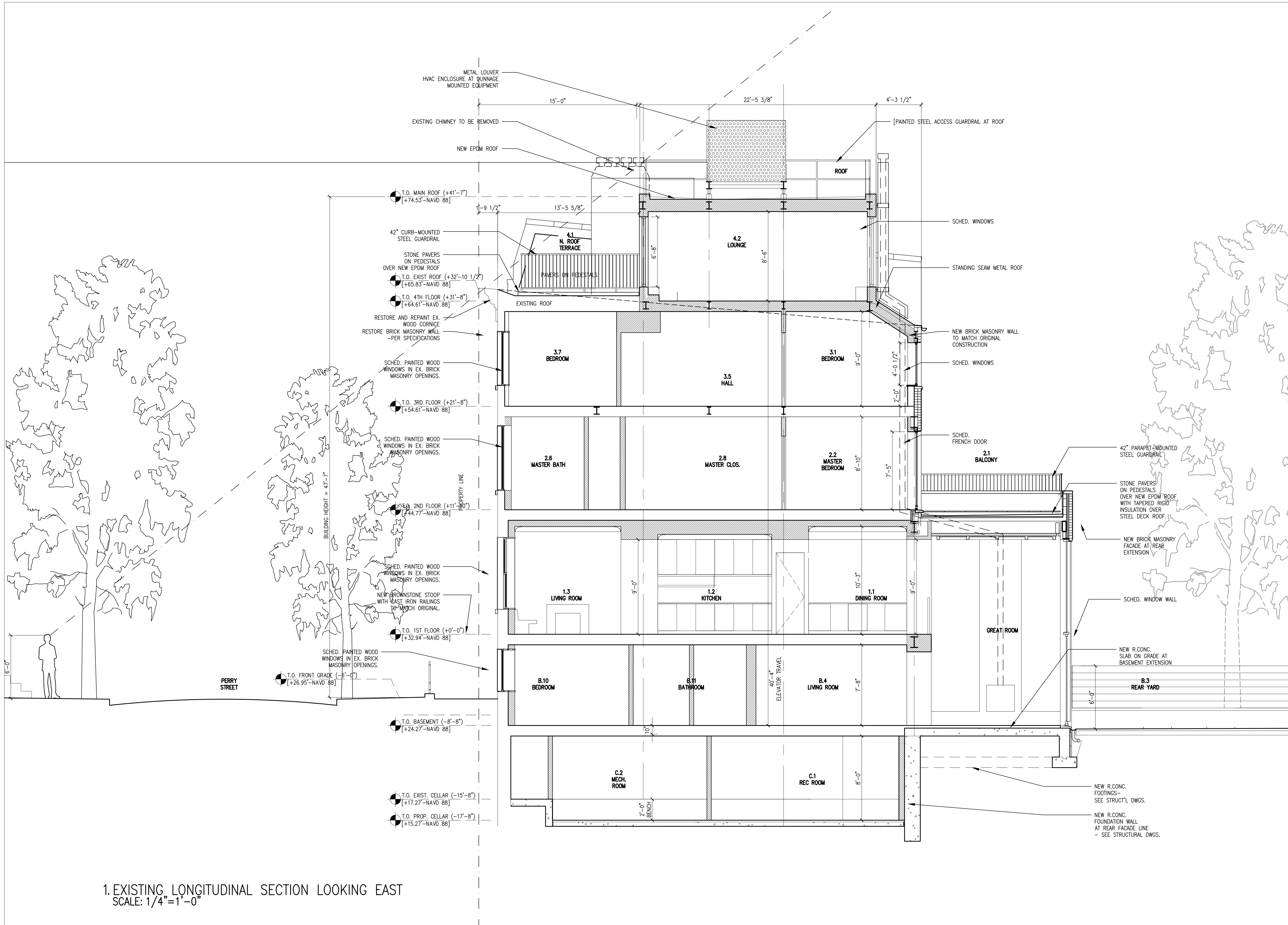
No.	DATE	DESCRIPTION
1	XX/XX/XXXX	DOB FILING
2	-	-

PROJECT:
**36 PERRY STREET
 NEW YORK
 NEW YORK 10014**

DRAWING TITLE:
**PROPOSED SIGHTLINE
 SECTIONAL DRAWING**

SEAL & SIGNATURE
 DATE: 03/13/23
 PROJECT No: 36P01.00
 DRAWING BY: RC
 CHECKED BY: DM
 DWG. No:
L-301.00
 DRAWING 03 OF 100

1. PROPOSED LONGITUDINAL SECTION LOOKING WEST
 SCALE: 1/4" = 1'-0"



ARCHITECT
(d) (M) (A) (D)
 david Mansfield Architecture & Design pc
 611 Broadway, Suite 618
 New York, NY 10012
 Tel. 212. 684. 1353
 Fax. 212. 532. 4805
 info@dmdapc.com

MECHANICAL CONSULTANTS
 STRUCTURAL CONSULTANTS

ISSUE & REVISIONS

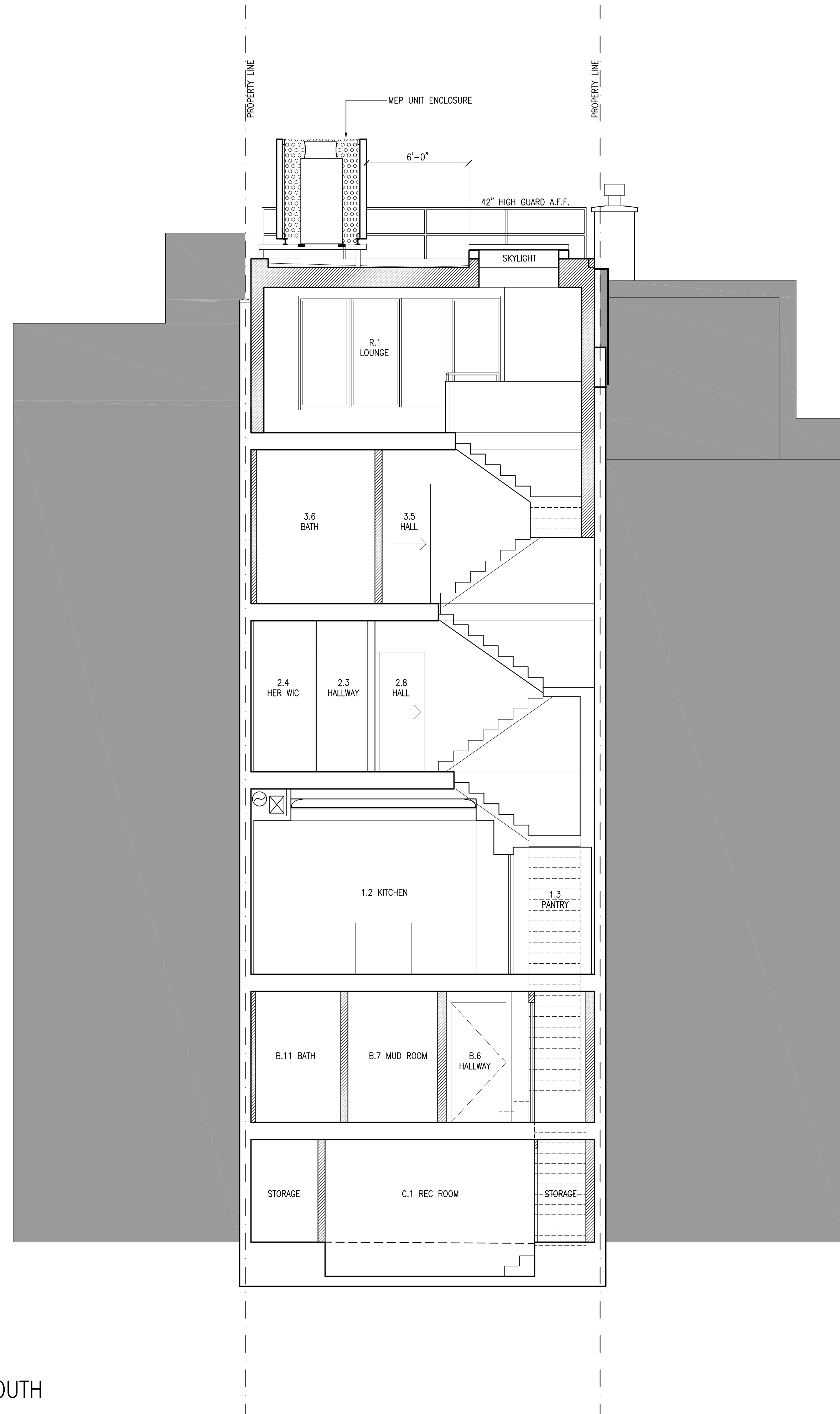
No.	DATE	DESCRIPTION
1	XX/XX/XXXX	DOB FILING
2	-	-

PROJECT:
**36 PERRY STREET
 NEW YORK
 NEW YORK 10014**

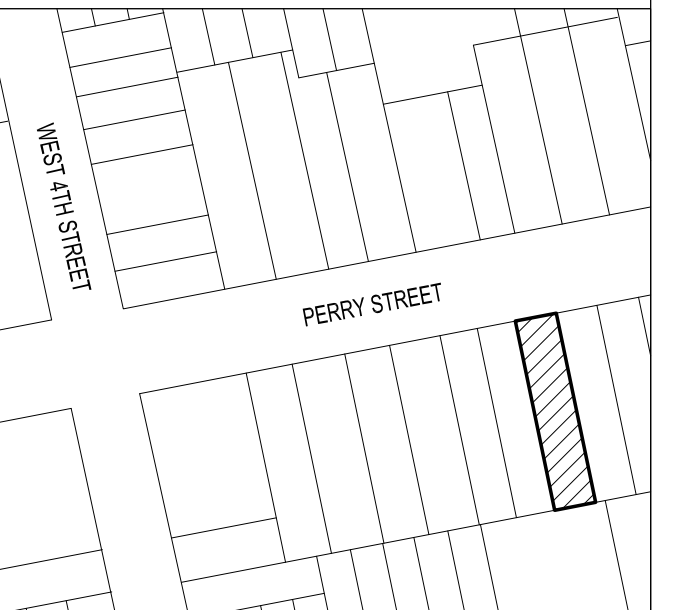
DRAWING TITLE:
**PROPOSED SIGHTLINE
 SECTIONAL DRAWING**

SEAL & SIGNATURE
 DATE: 03/13/23
 PROJECT No: 36P01.00
 DRAWING BY: RC
 CHECKED BY: DM
 DWG. No:
L-302.00
 DRAWING 03 OF 100

1. EXISTING LONGITUDINAL SECTION LOOKING EAST
 SCALE: 1/4" = 1'-0"



KEY PLAN-N.T.S.



ARCHITECT



David Mansfield Architecture & Design pc
 611 Broadway, Suite 618
 New York, NY 10012
 Tel. 212. 684. 1353
 Fax. 212. 532. 4805
 info@dmdapc.com

MECHANICAL CONSULTANTS

STRUCTURAL CONSULTANTS

ISSUE & REVISIONS

No.	DATE	DESCRIPTION
1	XX/XX/XXXX	DOB FILING
2	-	-

PROJECT:
36 PERRY STREET
NEW YORK
NEW YORK 10014

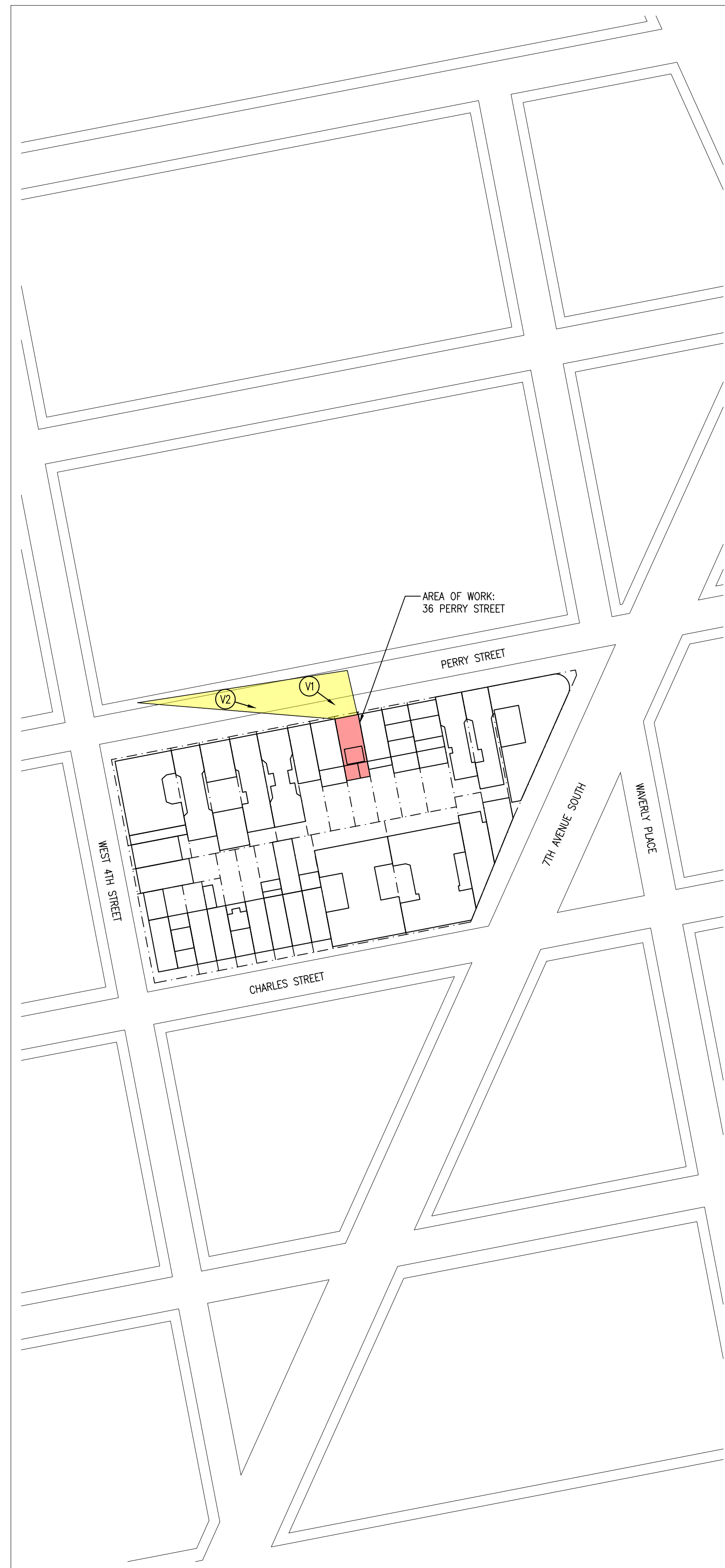
DRAWING TITLE:
PROPOSED
TRANSVERSE SECTION

SEAL & SIGNATURE	DATE: 03/13/23
	PROJECT No: 36P01.00
	DRAWING BY: RC
	CHECKED BY: DM
	DWG. No: L-303.00

DRAWING 03 OF 100

1. PROPOSED TRANSVERSE SECTION LOOKING SOUTH
 SCALE: 1/4" = 1'-0"

- LEGEND
- ROOFTOP STRUCTURE VISIBILITY CORRIDOR
 - AREA OF WORK: 36 PERRY STREET




VIEW V1: VIEW FROM PERRY STREET LOOKING EAST



VIEW V2: VIEW FROM PERRY STREET LOOKING EAST



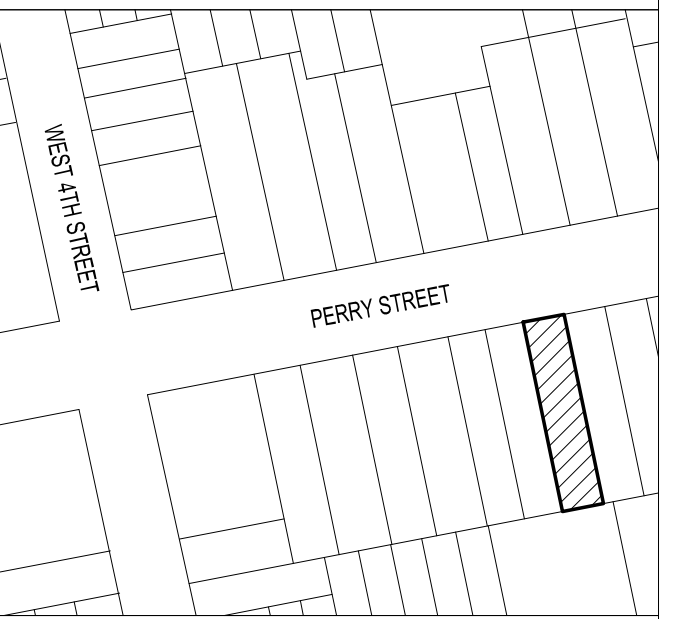
VIEW V1: VIEW FROM PERRY STREET LOOKING EAST (CLOSE-UP)



VIEW V2: VIEW FROM PERRY STREET LOOKING EAST (CLOSE-UP)

1. VISIBILITY CORRIDOR A

KEY PLAN-N.T.S.



ARCHITECT

d M A D
 david Mansfield Architecture & Design pc
 611 Broadway, Suite 618
 New York, NY 10012
 Tel. 212. 684. 1353
 Fax. 212. 532. 4805
 info@dmadpc.com

MECHANICAL CONSULTANTS

STRUCTURAL CONSULTANTS

ISSUE & REVISIONS

No.	DATE	DESCRIPTION
1	XX/XX/XXXX	006 FLING
2	-	-

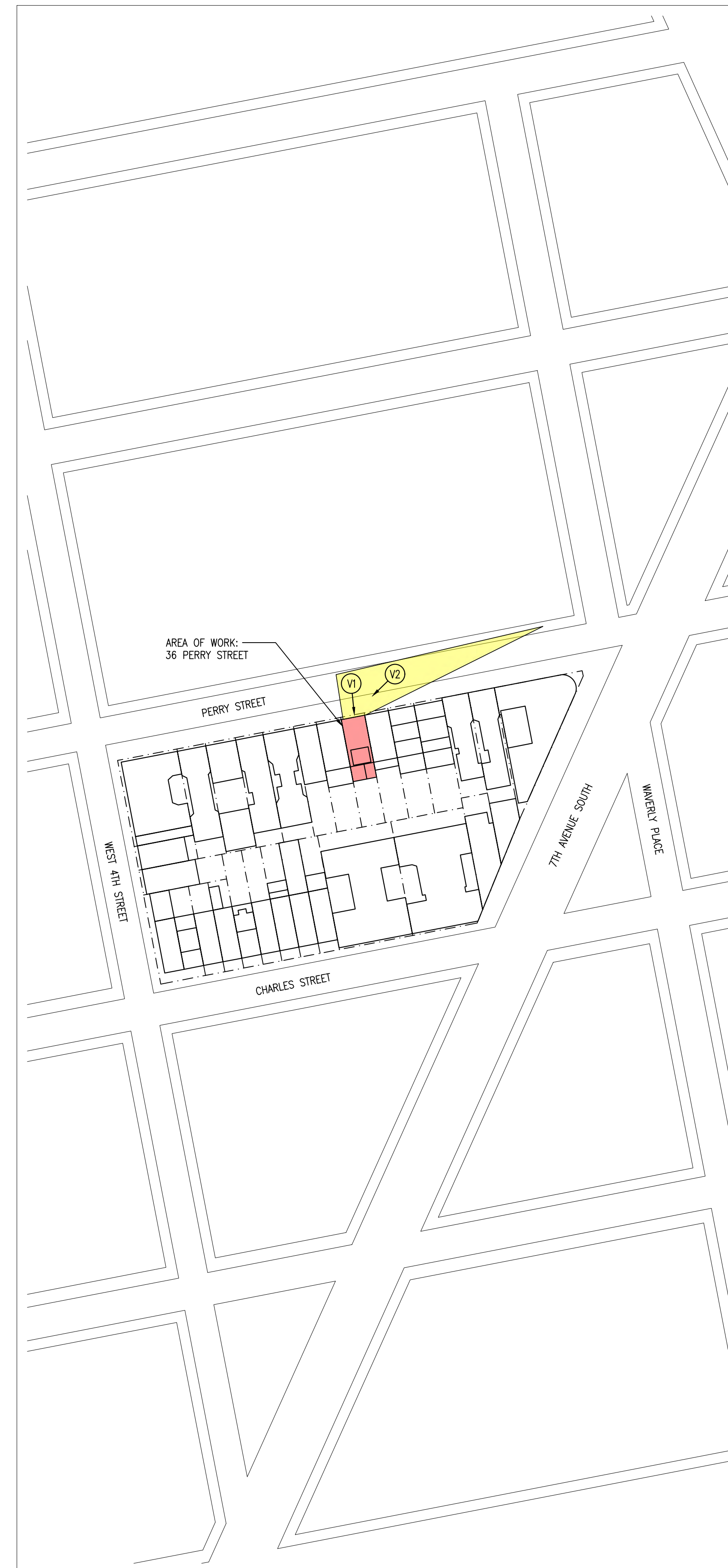
PROJECT:
36 PERRY STREET
NEW YORK
NEW YORK 10014

DRAWING TITLE:
VISIBILITY
CORRIDOR "A"
AND PHOTOS

SEAL & SIGNATURE	DATE: 03/13/23
	PROJECT No: 36P01.00
	DRAWING BY: RC
	CHECKED BY: DM
	DWG. No:
	L-304.00
	DRAWING 05 OF 100

LEGEND

- ROOFTOP STRUCTURE VISIBILITY CORRIDOR
- AREA OF WORK: 36 PERRY STREET



VIEW V1: VIEW FROM PERRY STREET LOOKING WEST



VIEW V2: VIEW FROM PERRY STREET LOOKING WEST



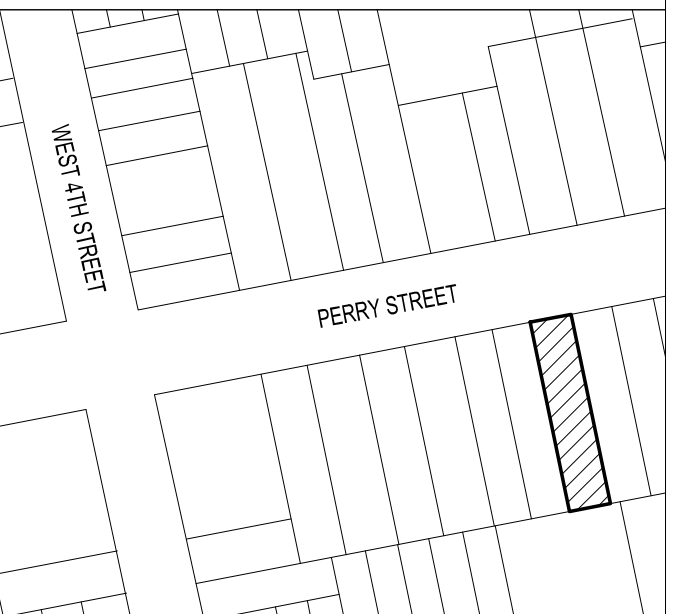
VIEW V1: VIEW FROM PERRY STREET LOOKING WEST (CLOSE-UP)



VIEW V2: VIEW FROM PERRY STREET LOOKING WEST (CLOSE-UP)

1. VISIBILITY CORRIDOR B

KEY PLAN-N.T.S.



ARCHITECT



david Mansfield Architecture & Design pc
 611 Broadway, Suite 618
 New York, NY 10012
 Tel. 212. 684. 1353
 Fax. 212. 532. 4805
 info@dmadpc.com

MECHANICAL CONSULTANTS

STRUCTURAL CONSULTANTS

ISSUE & REVISIONS

No.	DATE	DESCRIPTION
1	XX/XX/XXXX	006 FLING
2	-	-

PROJECT:
36 PERRY STREET
 NEW YORK
 NEW YORK 10014

DRAWING TITLE:
 VISIBILITY
 CORRIDOR "B"
 AND PHOTOS

SEAL & SIGNATURE	DATE: 03/13/23
	PROJECT No: 36P01.00
	DRAWING BY: RC
	CHECKED BY: DM
	DWG. No:
	L-305.00
	DRAWING 06 OF 100




VIEW 1



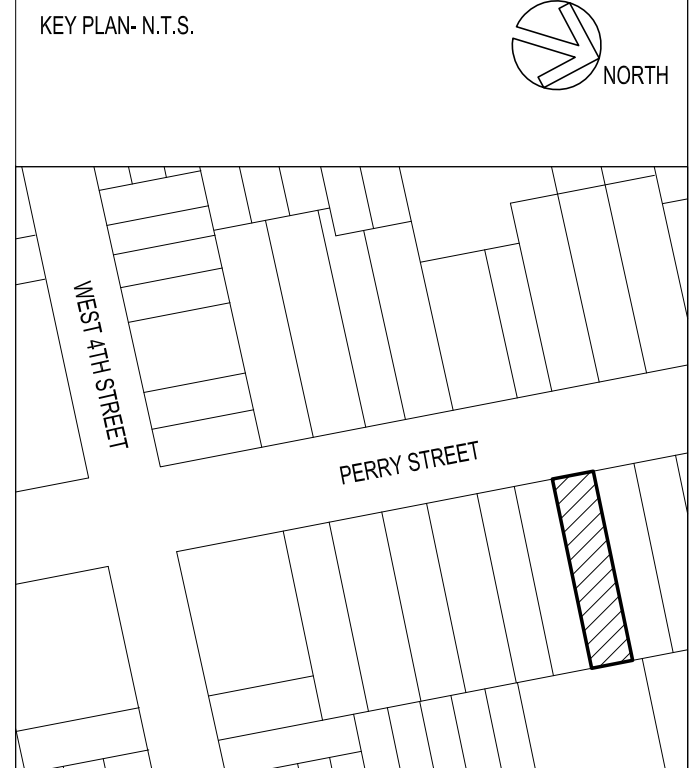
VIEW 2



VIEW 3



VIEW 4



ARCHITECT
(d) (M) (A) (D)
 david Mansfield Architecture & Design pc
 611 Broadway, Suite 618
 New York, NY 10012
 Tel. 212. 684. 1353
 Fax. 212. 532. 4805
 info@dmadpc.com

MECHANICAL CONSULTANTS

STRUCTURAL CONSULTANTS

ISSUE & REVISIONS

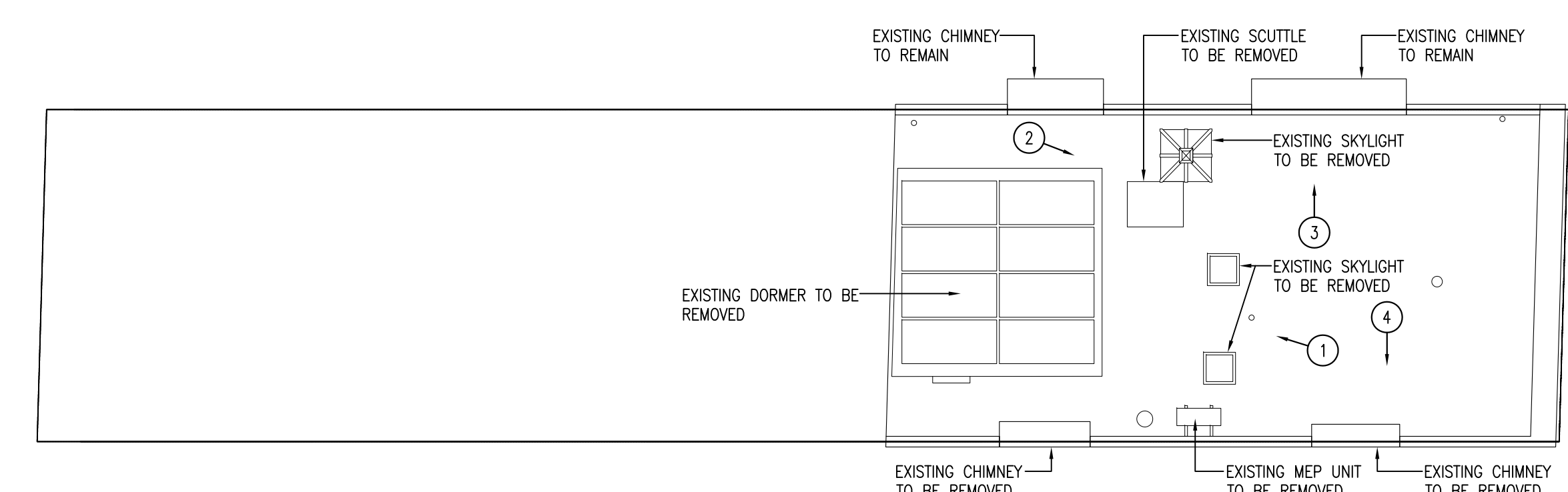
No.	DATE	DESCRIPTION
1	XX/XX/XXXX	DOB FILING
2	-	-

PROJECT:
**36 PERRY STREET
 NEW YORK
 NEW YORK 10014**

DRAWING TITLE:
EXISTING ROOF PLAN

SEAL & SIGNATURE

DATE: 03/13/23
 PROJECT No: 36P01.00
 DRAWING BY: RC
 CHECKED BY: DM
 DWG. No:
L-306.00
 DRAWING 14 OF 100



1. EXISTING ROOF KEY PLAN



VIEW 1




VIEW 2



VIEW 3

KEY PLAN-N.T.S. 



ARCHITECT

 david Mansfield Architecture & Design pc
 611 Broadway, Suite 618
 New York, NY 10012
 Tel. 212. 684. 1353
 Fax. 212. 532. 4805
 info@dmadpc.com

MECHANICAL CONSULTANTS

 STRUCTURAL CONSULTANTS

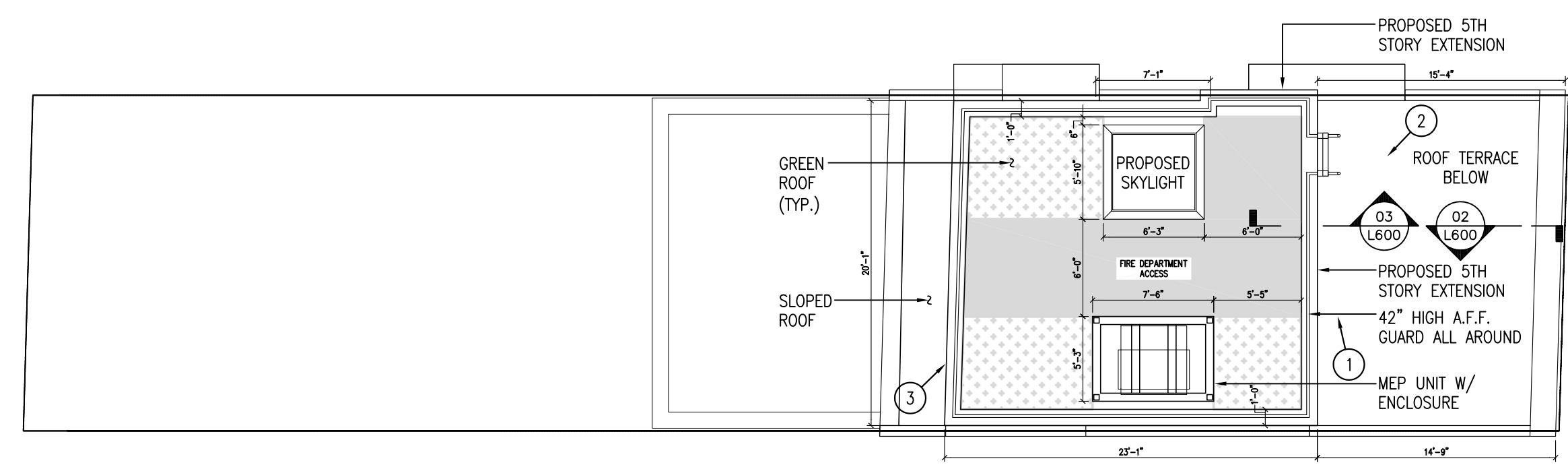
ISSUE & REVISIONS

No.	DATE	DESCRIPTION
1	XX/XX/XXXX	DOB FILING
2	--	--

PROJECT:
**36 PERRY STREET
 NEW YORK
 NEW YORK 10014**

DRAWING TITLE:
PROPOSED ROOF PLAN

SEAL & SIGNATURE	DATE: 03/13/23
	PROJECT No: 36P01.00
	DRAWING BY: RC
	CHECKED BY: DM
	DWG. No: L-307.00
DRAWING 15 OF 100	



A. PROPOSED ROOF KEY PLAN

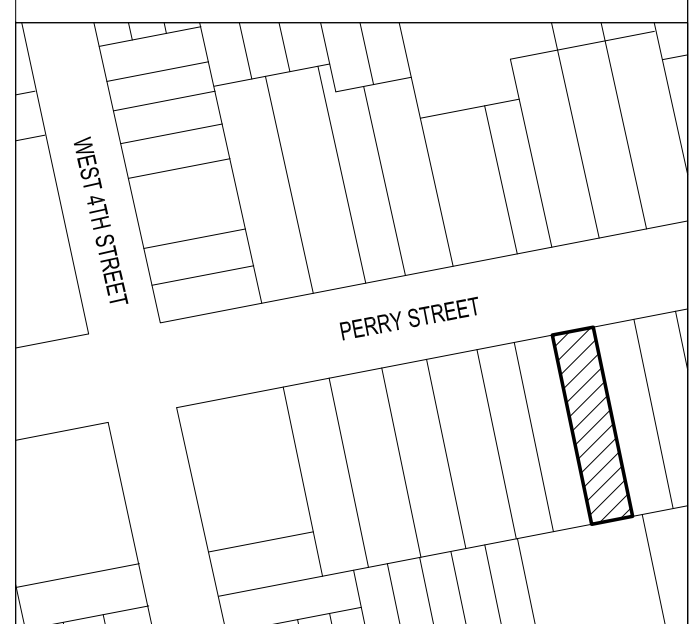


EXISTING CONDITIONS – FRONT ELEVATION LOOKING WEST



PROPOSED PHOTO COMPOSITE – FRONT ELEVATION WEST

KEY PLAN - N.T.S. 



ARCHITECT

 david Mansfield Architecture & Design pc
 611 Broadway, Suite 618
 New York, NY 10012
 Tel. 212. 684. 1353
 Fax. 212. 532. 4805
 info@dmdapc.com

MECHANICAL CONSULTANTS

STRUCTURAL CONSULTANTS

ISSUE & REVISIONS

No.	DATE	DESCRIPTION
1	XX/XX/XXXX	DOB FILING
2	-	-

PROJECT:
36 PERRY STREET
 NEW YORK
 NEW YORK 10014

DRAWING TITLE:
 PHOTO COMPOSITE
 FRONT VIEWS

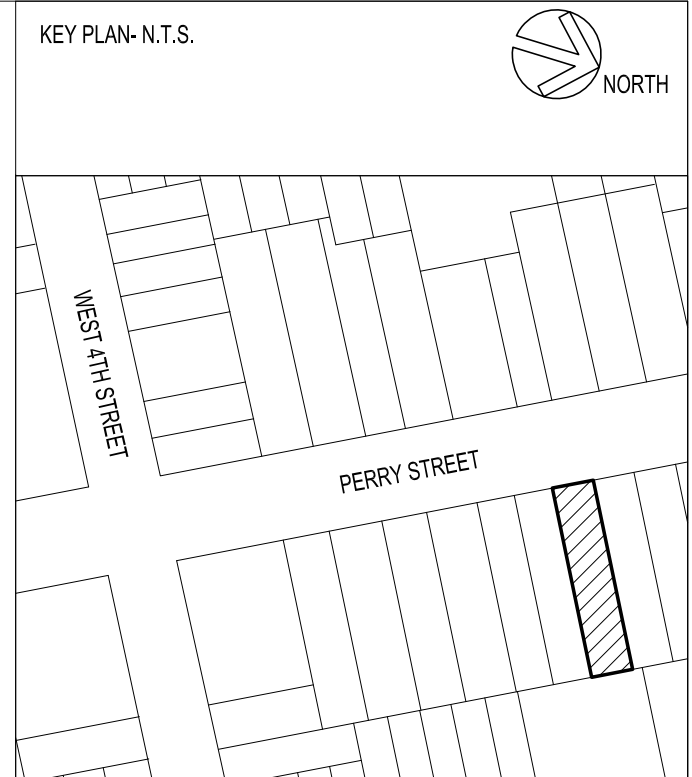
SEAL & SIGNATURE _____ DATE: 03/13/23
 PROJECT No: 36P01.00
 DRAWING BY: RC
 CHECKED BY: DM
 DWG. No:
L-400.00
 DRAWING 12 OF 100



EXISTING CONDITIONS – FRONT ELEVATION LOOKING EAST



PROPOSED PHOTO COMPOSITE – FRONT ELEVATION LOOKING EAST



ARCHITECT
 (d) (M) (A) (D)
 david Mansfield Architecture & Design pc
 611 Broadway, Suite 618
 New York, NY 10012
 Tel. 212. 684. 1353
 Fax. 212. 532. 4805
 info@dmadpc.com

MECHANICAL CONSULTANTS

STRUCTURAL CONSULTANTS

ISSUE & REVISIONS

No.	DATE	DESCRIPTION
1	XX/XX/XXXX	DOB FILING
2	-	-

PROJECT:
36 PERRY STREET
NEW YORK
NEW YORK 10014

DRAWING TITLE:
PHOTO COMPOSITE
FRONT VIEWS

SEAL & SIGNATURE	DATE: 03/13/23
	PROJECT No: 36P01.00
	DRAWING BY: RC
	CHECKED BY: DM
	DWG. No:
	L-401.00
	DRAWING 12 OF 100

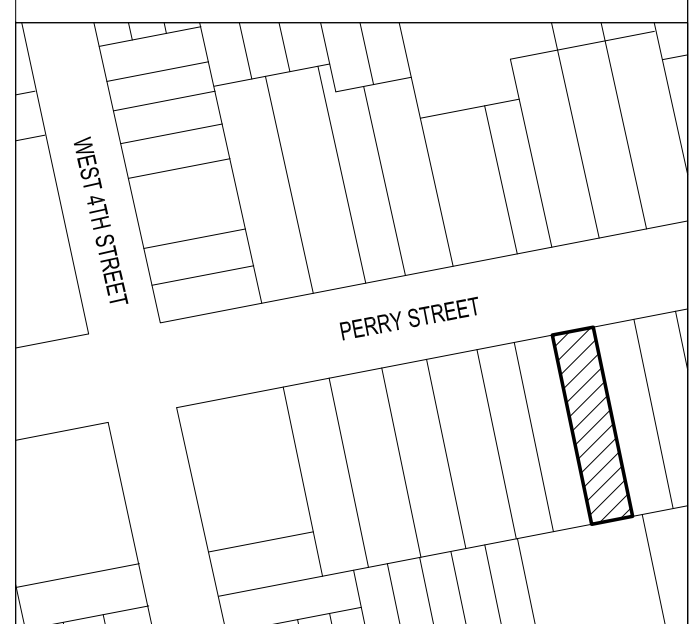


EXISTING CONDITIONS – REAR ELEVATION



PROPOSED REAR ELEVATION – COMPUTER RENDER

KEY PLAN- N.T.S. 



ARCHITECT

 david Mansfield Architecture & Design pc
 611 Broadway, Suite 618
 New York, NY 10012
 Tel. 212. 684. 1353
 Fax. 212. 532. 4805
 info@dmdpc.com

MECHANICAL CONSULTANTS

STRUCTURAL CONSULTANTS

ISSUE & REVISIONS

No.	DATE	DESCRIPTION
1	XX/XX/XXXX	DOB FILING
2	--	--

PROJECT:
36 PERRY STREET
NEW YORK
NEW YORK 10014

DRAWING TITLE:
PHOTO COMPOSITE
REAR VIEWS

SEAL & SIGNATURE _____ DATE: 03/13/23
 PROJECT No: 36P01.00
 DRAWING BY: RC
 CHECKED BY: DM
 DWG. No:
L-402.00



ARCHITECT
 (d) (M) (A) (D)
 david Mansfield Architecture & Design pc
 611 Broadway, Suite 618
 New York, NY 10012
 Tel. 212. 684. 1353
 Fax. 212. 532. 4805
 info@dmdapc.com

MECHANICAL CONSULTANTS

 STRUCTURAL CONSULTANTS

ISSUE & REVISIONS


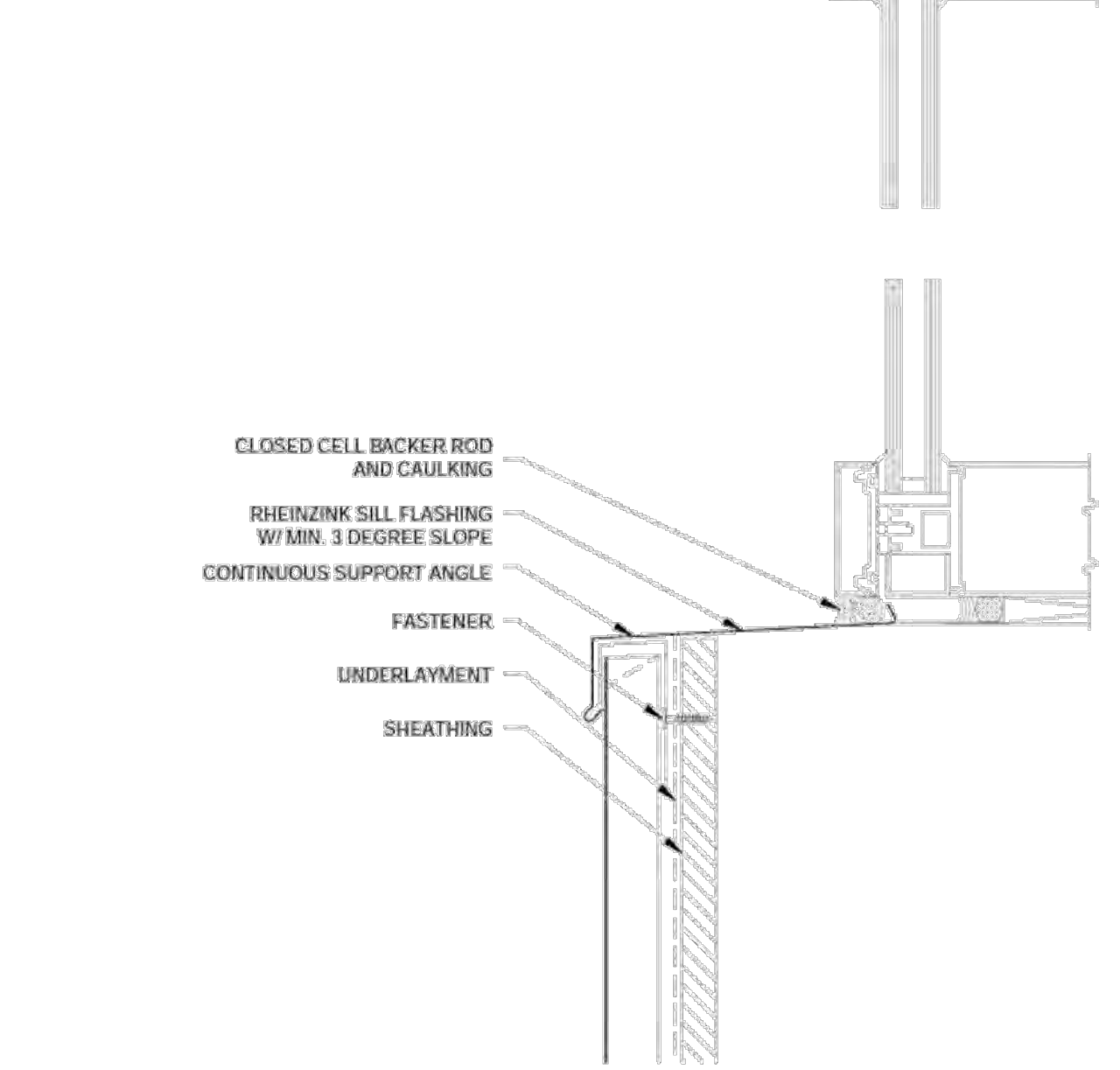
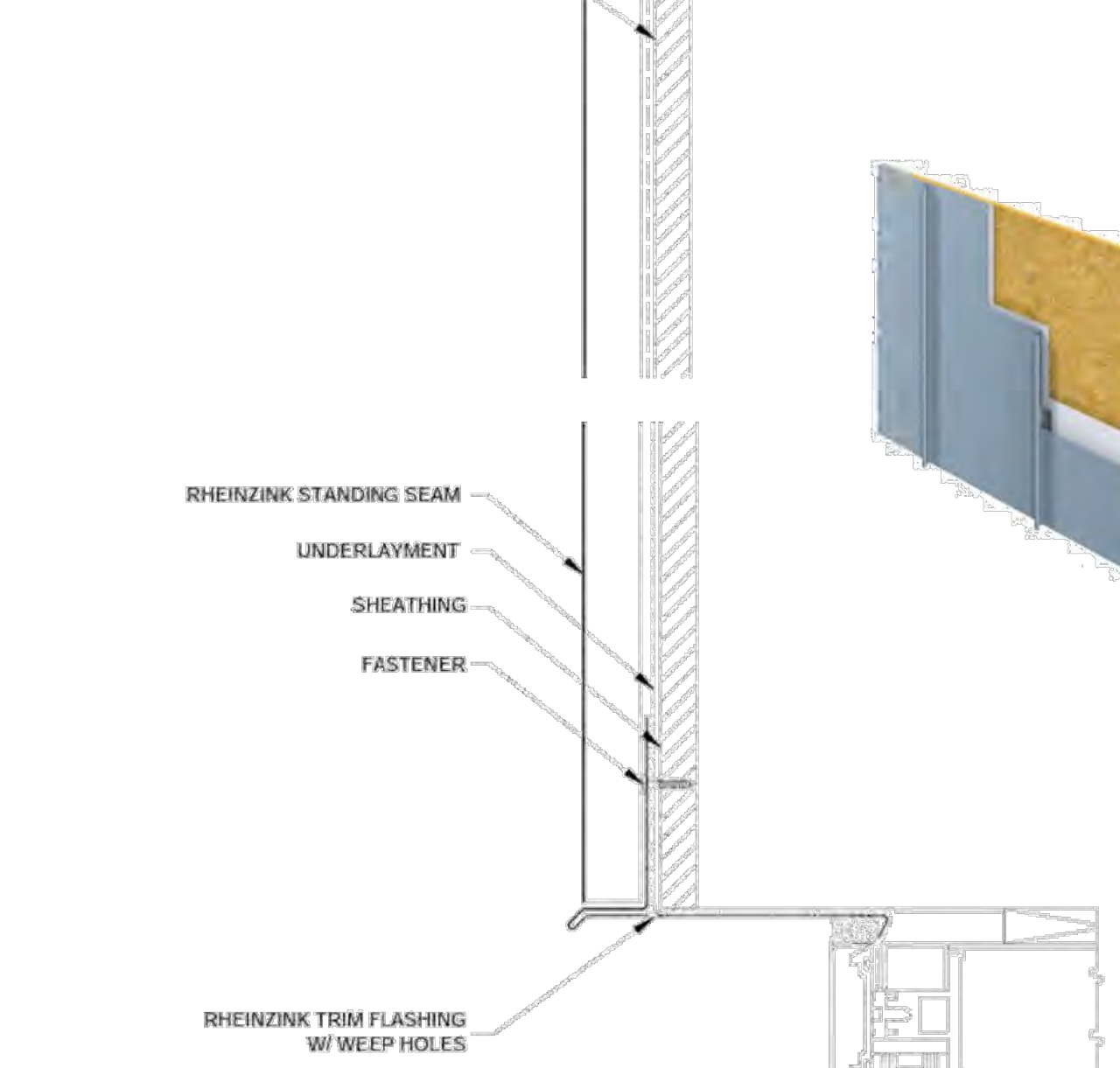
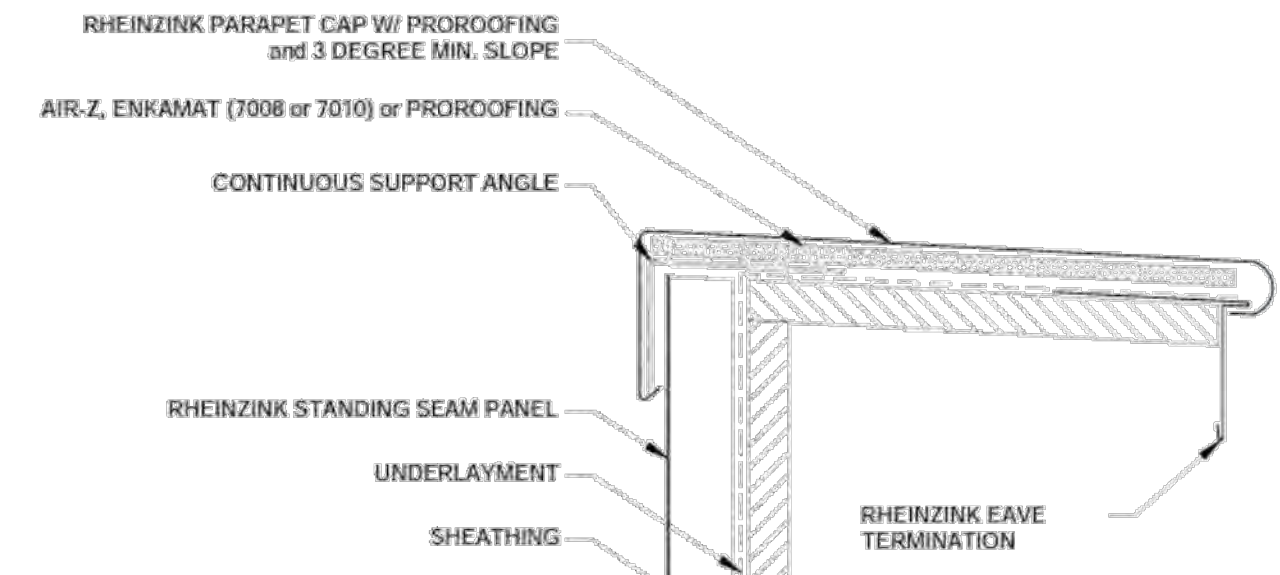
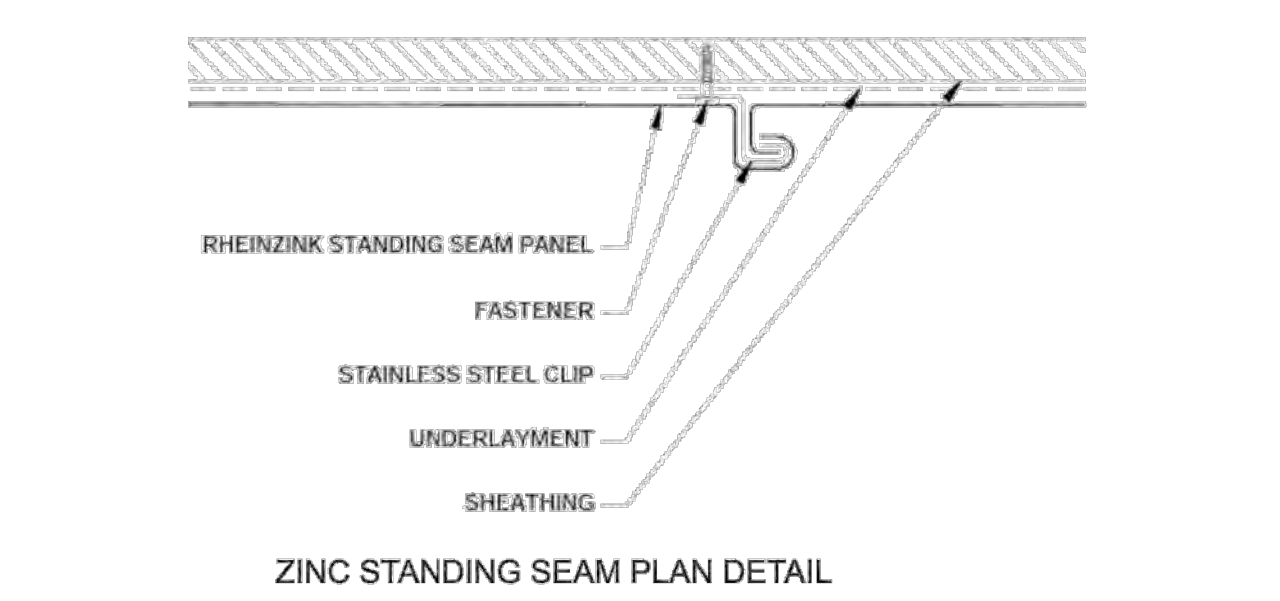
No.	DATE	DESCRIPTION
1	XX/XX/XXXX	DOB FLING
2	-	-

PROJECT:
36 PERRY STREET
 NEW YORK
 NEW YORK 10014

DRAWING TITLE:
MATERIAL PALETTE

SEAL & SIGNATURE	DATE: 03/13/23
	PROJECT No: 36P01.00
	DRAWING BY: RC
	CHECKED BY: DM
	DWG. No: L-403.00

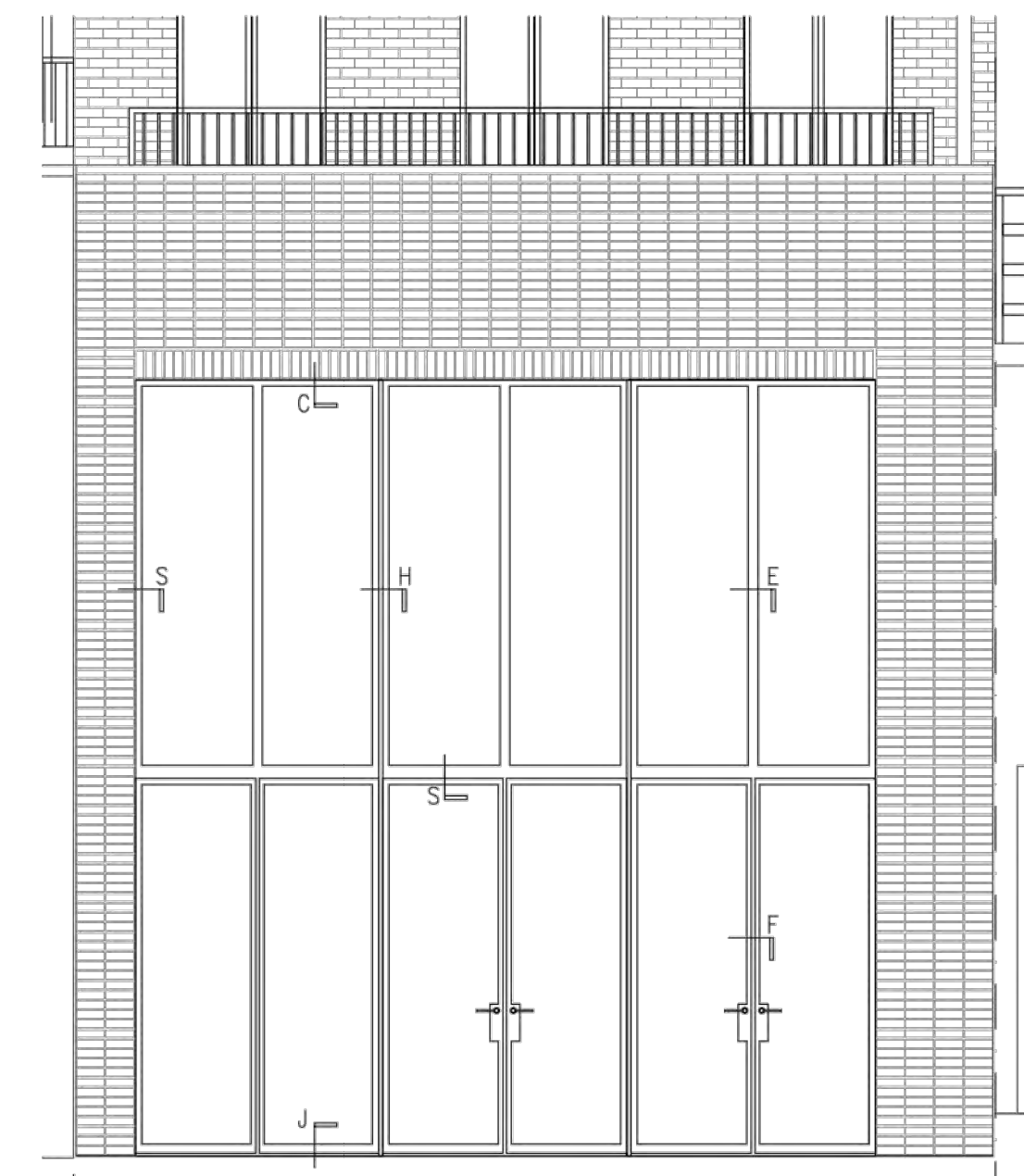
DRAWING 12 OF 100



GLEN-GERY BLACK EBONITE VELOUR MODULAR BRICK (STACKED INSTALLATION)




GLEN-GERY BLACK EBONITE VELOUR MODULAR BRICK (FOR COLOR ONLY)



REAR WALL GLAZED UNIT WITH DETAIL KEYS.

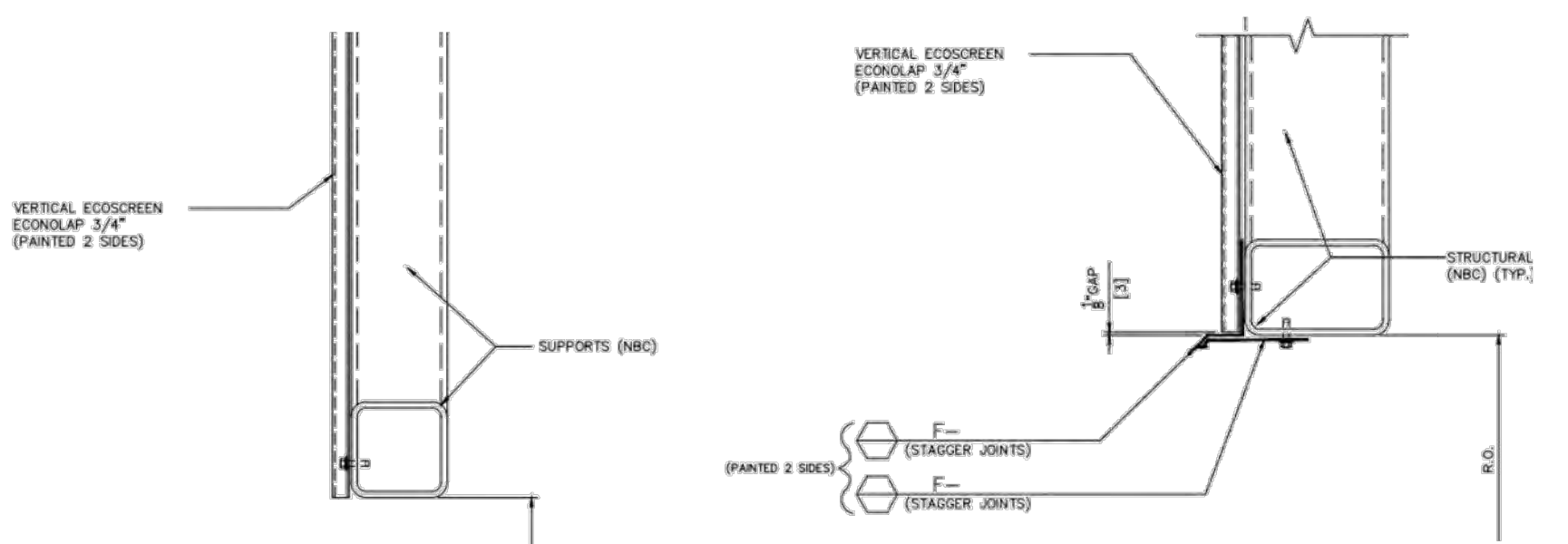
EcoScreen: Econolap 3/4"



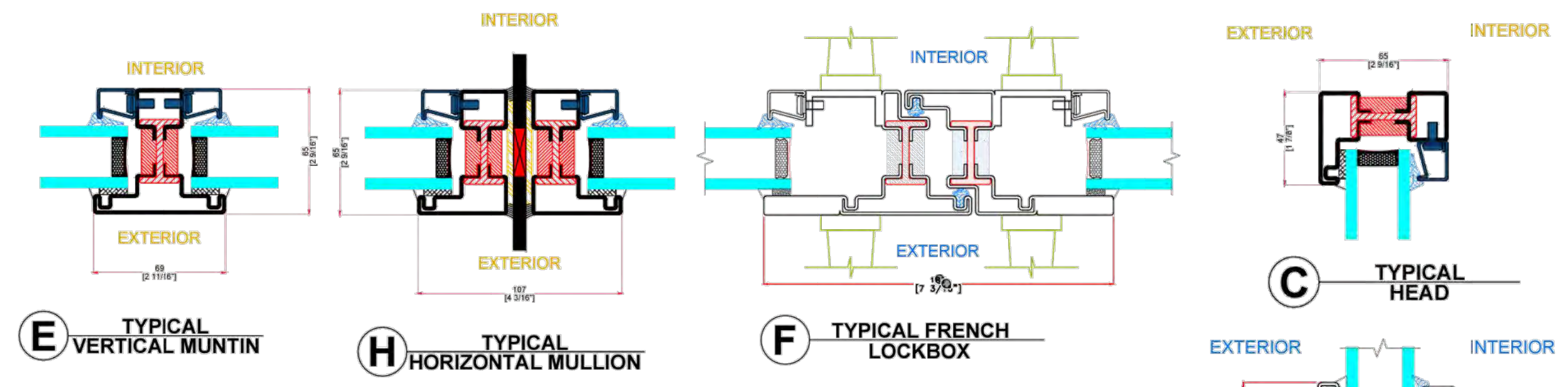
9917
 Light Gray

Duragard Fluorofinish Versacor Elite AM	Duragard Plus Versacor Elite Versacor Elite MX
---	--

+ ADD TO YOUR SAMPLES



VERTICAL HVAC SCREEN AT ROOFTOP UNIT- PAINTED MATTE LIGHT GRAY



Soft Touch Smooth Black
 OP-PK612N1

REAR WALL GLAZED UNIT COLOR CHIP



EXAMPLE OF A TWO STORY BLACK ENAMEL STEEL GLAZED WINDOW/ DOOR UNIT (FOR STYLE AND COLOR ONLY)



VIEW 2



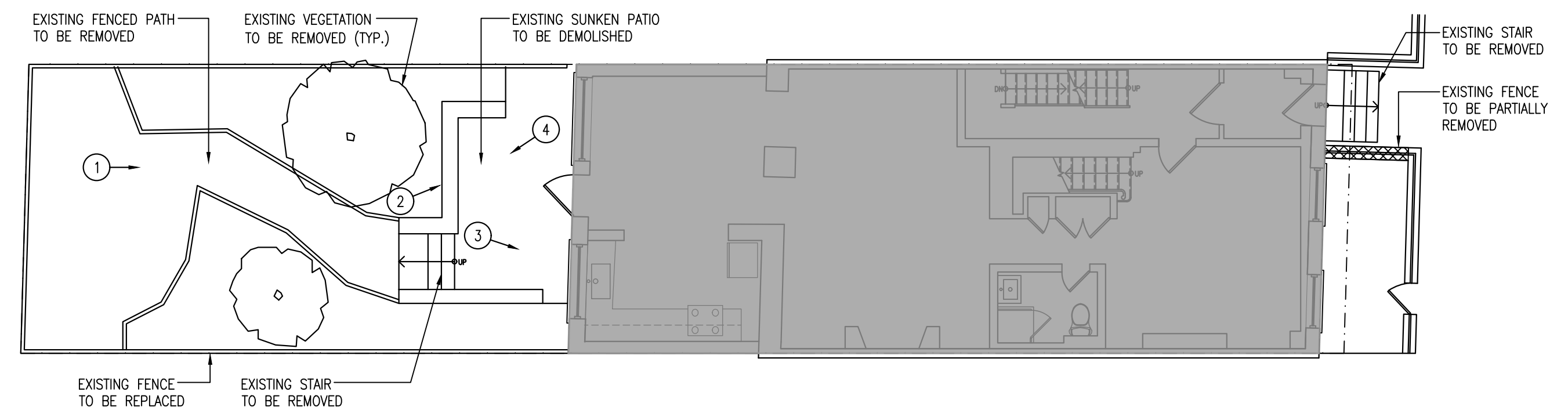
VIEW 3



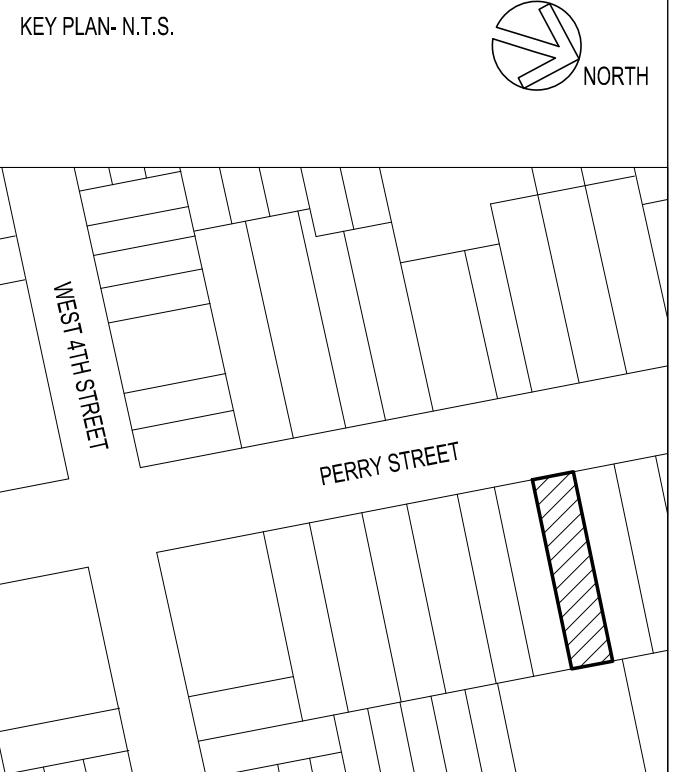
VIEW 4



VIEW 1



1. EXISTING FRONT/REAR YARD KEY PLAN



ARCHITECT
 (d) (M) (A) (D)
 david Mansfield Architecture & Design pc
 611 Broadway, Suite 618
 New York, NY 10012
 Tel. 212. 684. 1353
 Fax. 212. 532. 4805
 info@dmdapc.com

MECHANICAL CONSULTANTS

STRUCTURAL CONSULTANTS

ISSUE & REVISIONS

No.	DATE	DESCRIPTION
1	XX/XX/XXXX	DOB FILING
2	-	-

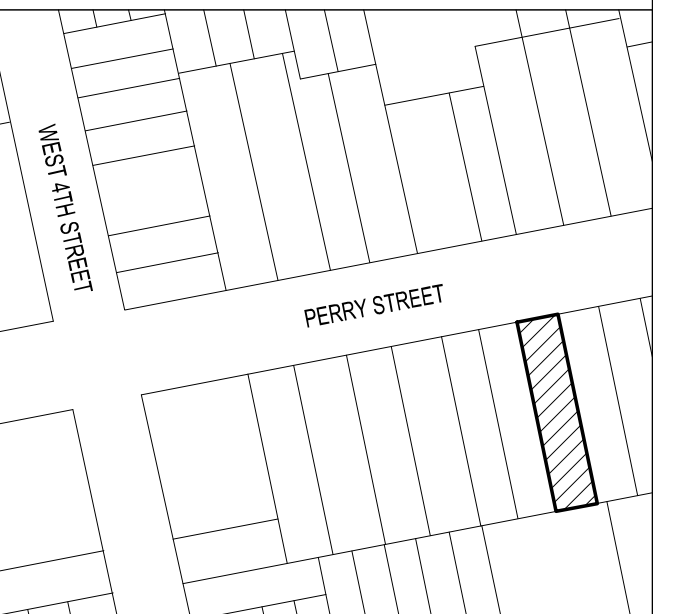
FOR DOB:

PROJECT:
36 PERRY STREET
NEW YORK
NEW YORK 10014

DRAWING TITLE:
**EXISTING FRONT &
 REAR YARD PLANS**

SEAL & SIGNATURE	DATE: 03/13/23
	PROJECT No: 36P01.00
	DRAWING BY: RC
	CHECKED BY: DM
	DWG. No: L-500.00
DRAWING 12 OF 100	

KEY PLAN-N.T.S.



ARCHITECT



David Mansfield Architecture & Design pc
611 Broadway, Suite 618
New York, NY 10012
Tel. 212. 684. 1353
Fax. 212. 532. 4805
info@dmdpc.com

MECHANICAL CONSULTANTS

STRUCTURAL CONSULTANTS

ISSUE & REVISIONS

No.	DATE	DESCRIPTION
1	XX/XX/XXXX	DOB FILING
2	-	-

FOR USE:

PROJECT:

**36 PERRY STREET
NEW YORK
NEW YORK 10014**

DRAWING TITLE:

**PROPOSED FRONT &
REAR YARD PLANS**

SEAL & SIGNATURE

DATE: 03/13/23

PROJECT No: 36P01.00

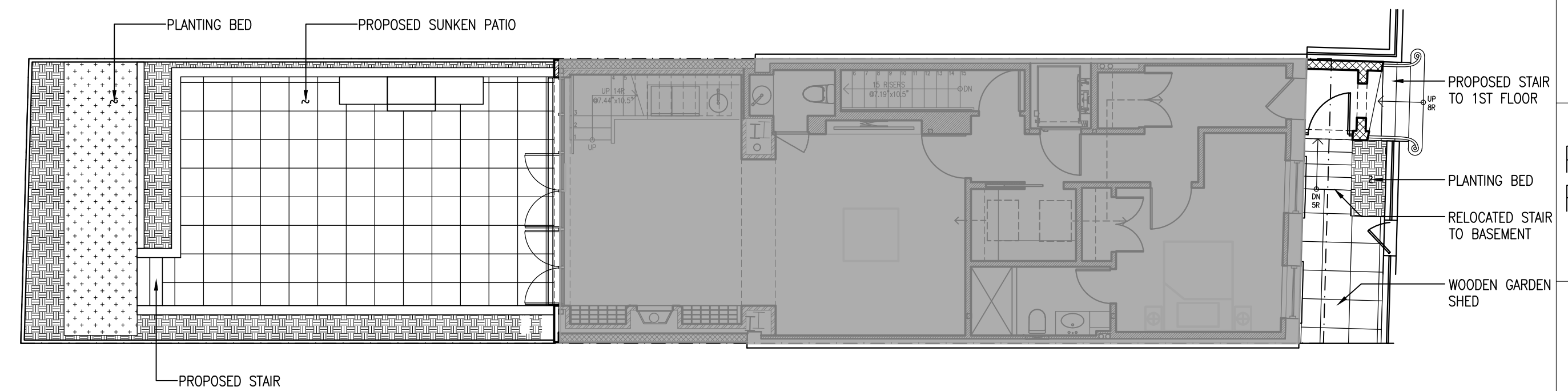
DRAWING BY: RC

CHECKED BY: DM

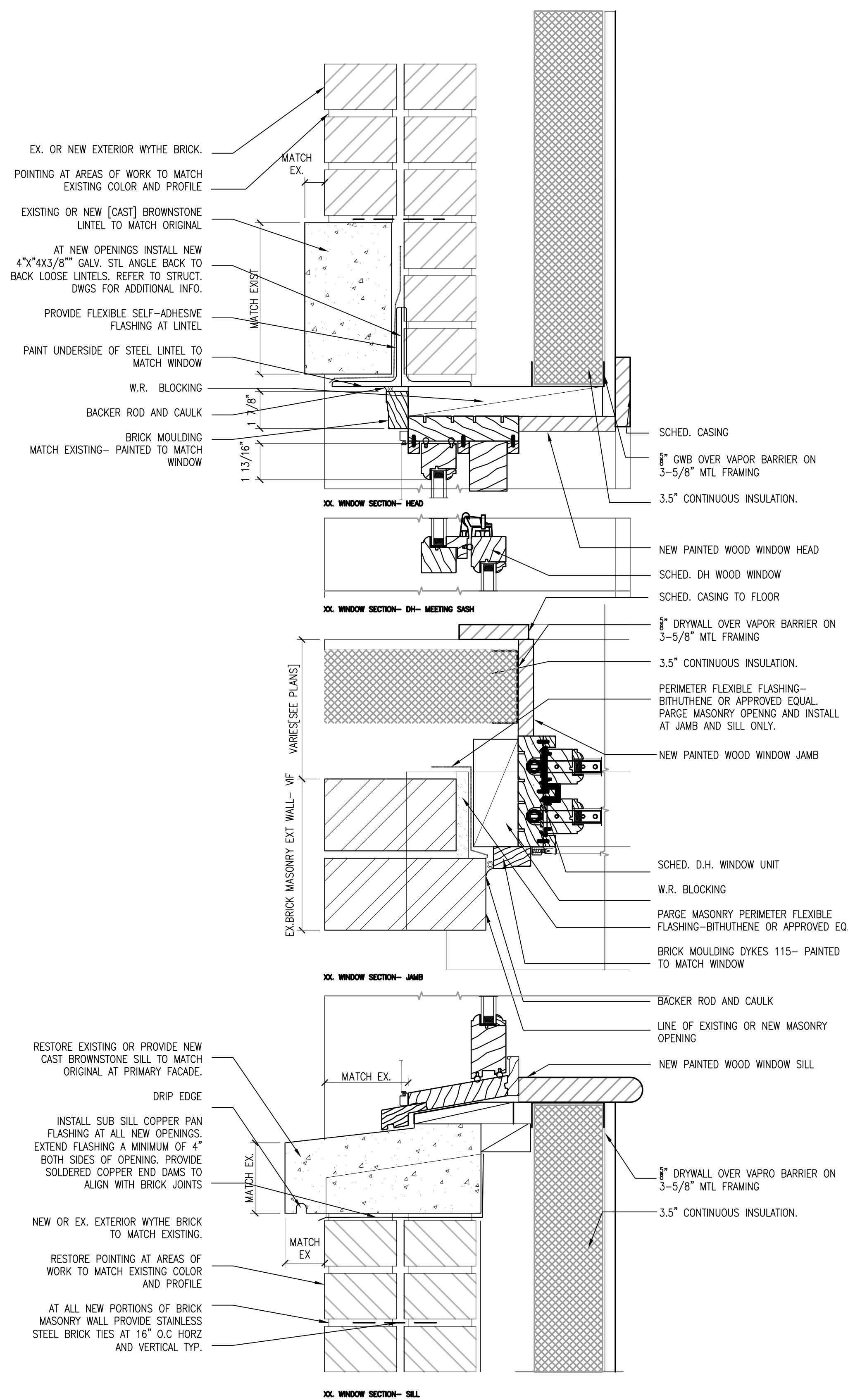
DWG. No:

L-501.00

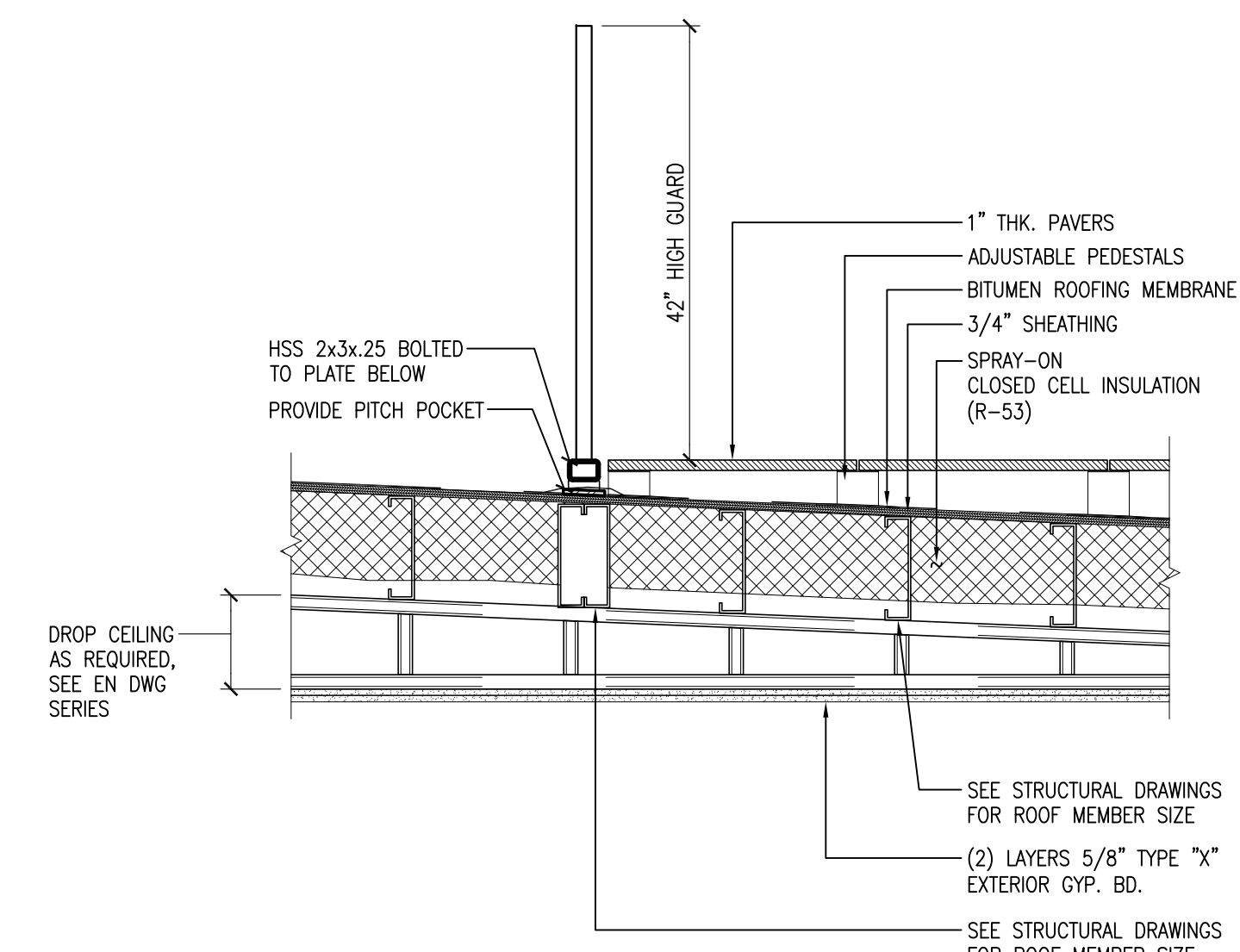
DRAWING 13 OF 100



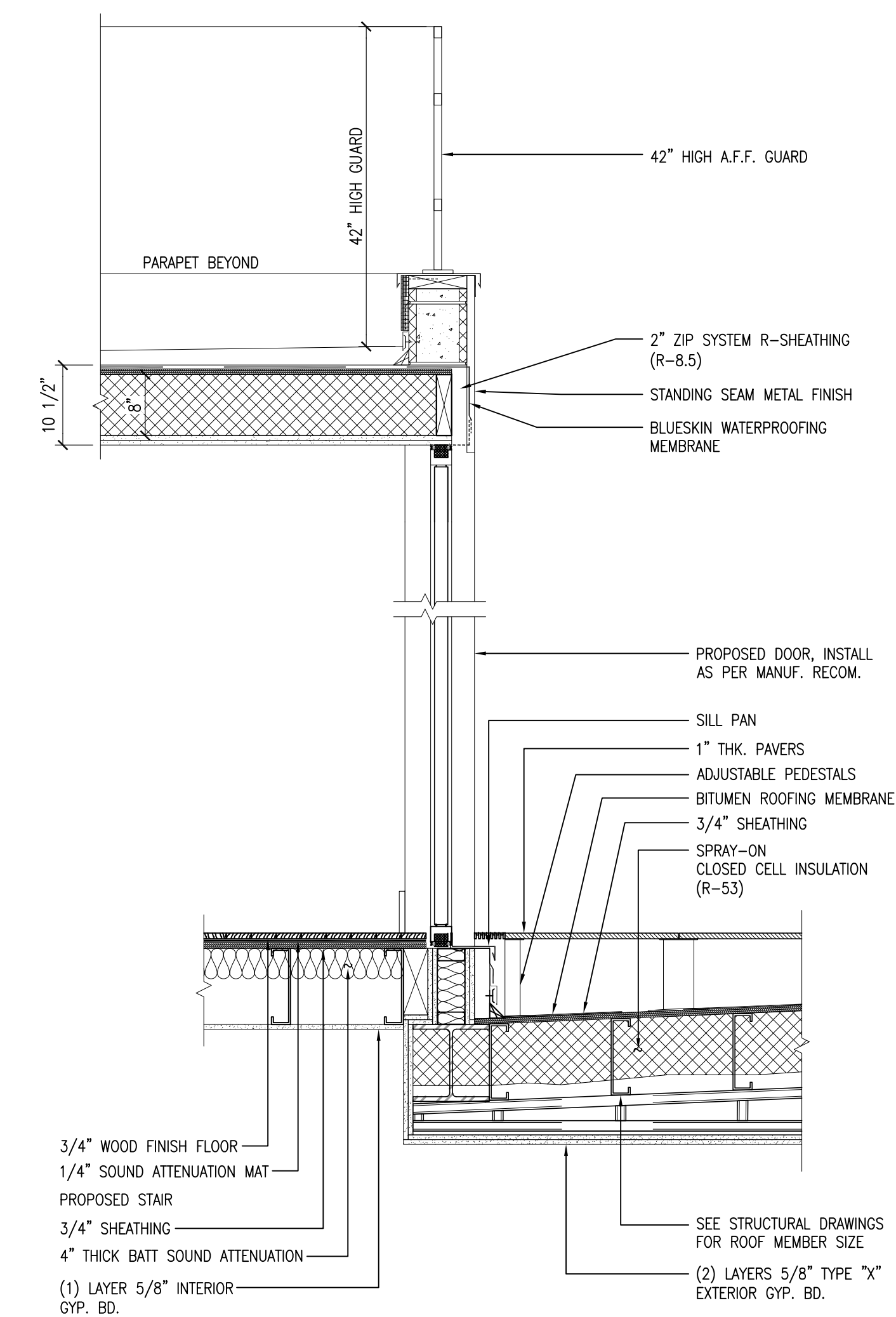
1. PROPOSED FRONT/REAR YARD KEY PLAN



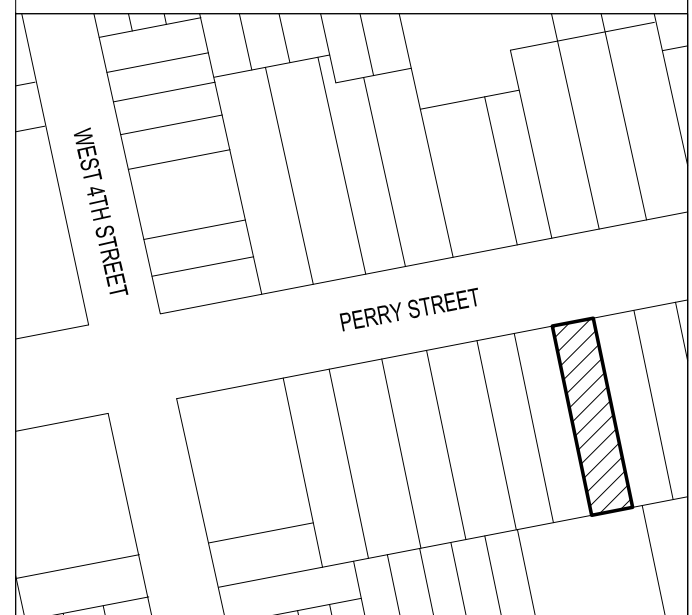
1. WINDOW DETAIL SCALE: 3"=1'-0"



2. DETAIL: ROOF TERRACE @ GUARD SCALE: 3/4"=1'-0"



3. DETAIL: ROOF TERRACE @ ENTRY SCALE: 3/4"=1'-0"



ARCHITECT

 david Mansfield Architecture & Design pc
 611 Broadway, Suite 618
 New York, NY 10012
 Tel. 212. 684. 1353
 Fax. 212. 532. 4805
 info@dmadpc.com

MECHANICAL CONSULTANTS

STRUCTURAL CONSULTANTS

ISSUE & REVISIONS

No.	DATE	DESCRIPTION
1	XX/XX/XXXX	DOB FLING
2	-	-

PROJECT:
36 PERRY STREET
 NEW YORK
 NEW YORK 10014


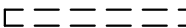





DRAWING TITLE:
 DETAILS - SHEET 1

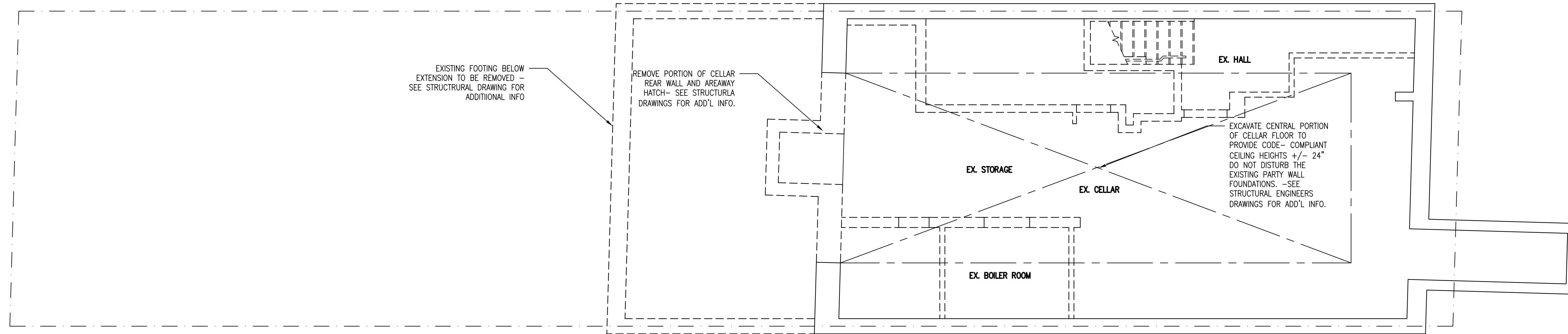
SEAL & SIGNATURE	DATE: 03/13/23
	PROJECT No: 36P01.00
	DRAWING BY: RC
	CHECKED BY: DM
	DWG. No: L-600.00
	DRAWING 22 OF 100



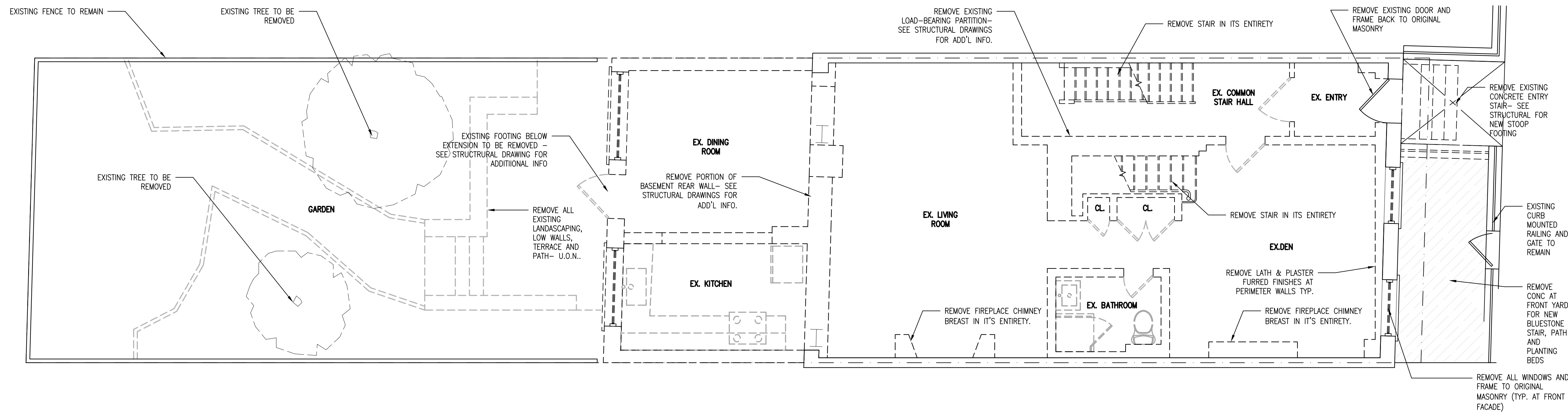
NORTH

DEMOLITION LEGEND

-  EXISTING CONSTRUCTION TO REMAIN
-  EXISTING NON-LOAD BEARING PARTIAL OR FULL HEIGHT PARTITION, OR PORTION THEREOFF TO BE REMOVED.
-  EXISTING DOOR TO REMAIN
-  EXISTING DOOR TO BE REMOVED
-  EXISTING MILLWORK CABINERY TO BE REMOVED.
-  EXISTING PLUMBING OR MECHANICAL TO BE REMOVED.
-  EXISTING FINISH FLOOR IN THIS AREA TO BE REMOVED. DO NOT DISTURB THE EXISTING CONCRETE SLAB FLOOR, FLOOR JOISTS, OR INSULATION LAYER U.O.N.

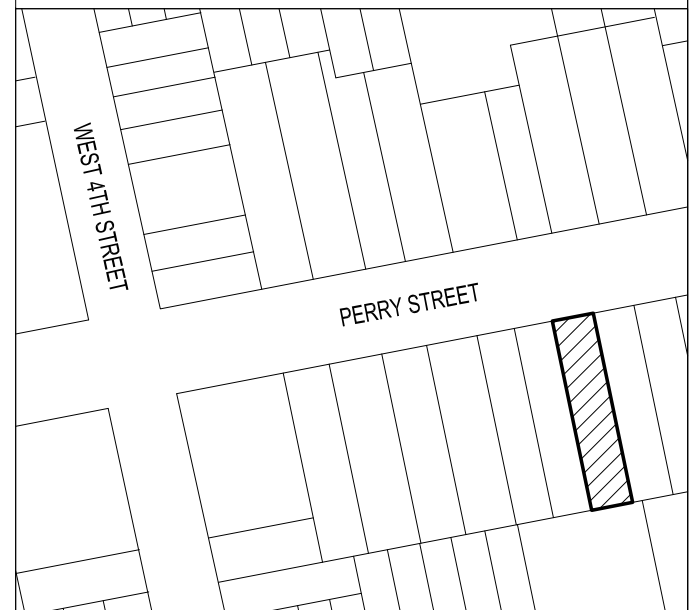


1. CELLAR DEMOLITION PLAN



2. BASEMENT DEMOLITION PLAN

KEY PLAN-N.T.S.



ARCHITECT



David Mansfield Architecture & Design pc
 611 Broadway, Suite 618
 New York, NY 10012
 Tel. 212. 684. 1353
 Fax. 212. 532. 4805
 info@dmadpc.com

MECHANICAL CONSULTANTS

STRUCTURAL CONSULTANTS

ISSUE & REVISIONS

No.	DATE	DESCRIPTION
1	XX/XX/XXXX	DOB FILING
2	-	-

PROJECT:

**36 PERRY STREET
 NEW YORK
 NEW YORK 10014**

DRAWING TITLE:

**CELLAR & BASEMENT
 DEMOLITION PLANS**

SCALE: 1/4" = 1'-0"

SEAL & SIGNATURE

DATE: 03/13/23

PROJECT No: 36P01.00

DRAWING BY: RC

CHECKED BY: DM

DWG. No:

L-800.00

DRAWING XX OF 100

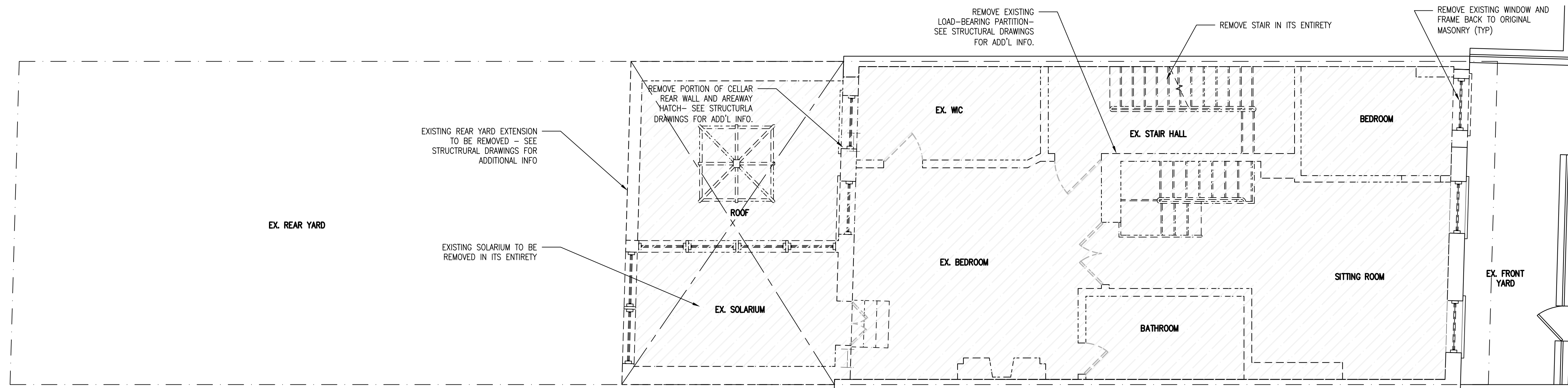




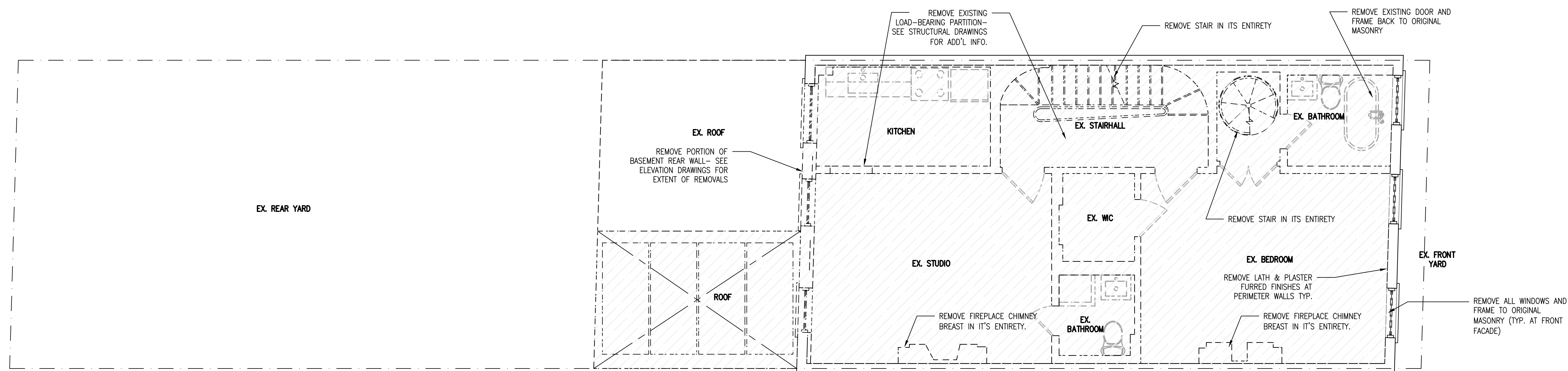
NORTH

DEMOLITION LEGEND

- EXISTING CONSTRUCTION TO REMAIN
- EXISTING NON-LOAD BEARING PARTIAL OR FULL HEIGHT PARTITION, OR PORTION THEREOFF TO BE REMOVED.
- EXISTING DOOR TO REMAIN
- EXISTING DOOR TO BE REMOVED
- EXISTING MILLWORK CABINETRY TO BE REMOVED.
- EXISTING PLUMBING OR MECHANICAL TO BE REMOVED.
- EXISTING FINISH FLOOR IN THIS AREA TO BE REMOVED. DO NOT DISTURB THE EXISTING CONCRETE SLAB FLOOR, FLOOR JOISTS, OR INSULATION LAYER U.O.N.

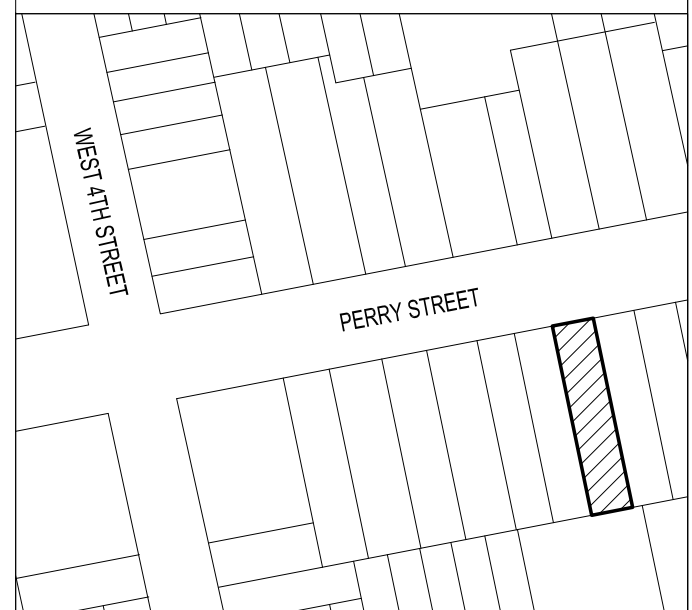


1. 1ST FLOOR DEMOLITION PLAN



2. 2ND FLOOR DEMOLITION PLAN

KEY PLAN - N.T.S.



ARCHITECT



David Mansfield Architecture & Design PC
 611 Broadway, Suite 618
 New York, NY 10012
 Tel. 212. 684. 1353
 Fax. 212. 532. 4805
 info@dmadpc.com

MECHANICAL CONSULTANTS

STRUCTURAL CONSULTANTS

ISSUE & REVISIONS

No.	DATE	DESCRIPTION
1	XX/XX/XXXX	DOB FILING
2	-	-

PROJECT:

**36 PERRY STREET
 NEW YORK
 NEW YORK 10014**

DRAWING TITLE:

**1ST & 2ND FLOOR
 DEMOLITION PLANS**

SCALE: 1/4" = 1'-0"

SEAL & SIGNATURE

DATE: 03/13/23

PROJECT No: 36P01.00

DRAWING BY: RC

CHECKED BY: DM

DWG. No:

L-801.00

DRAWING XX OF 100

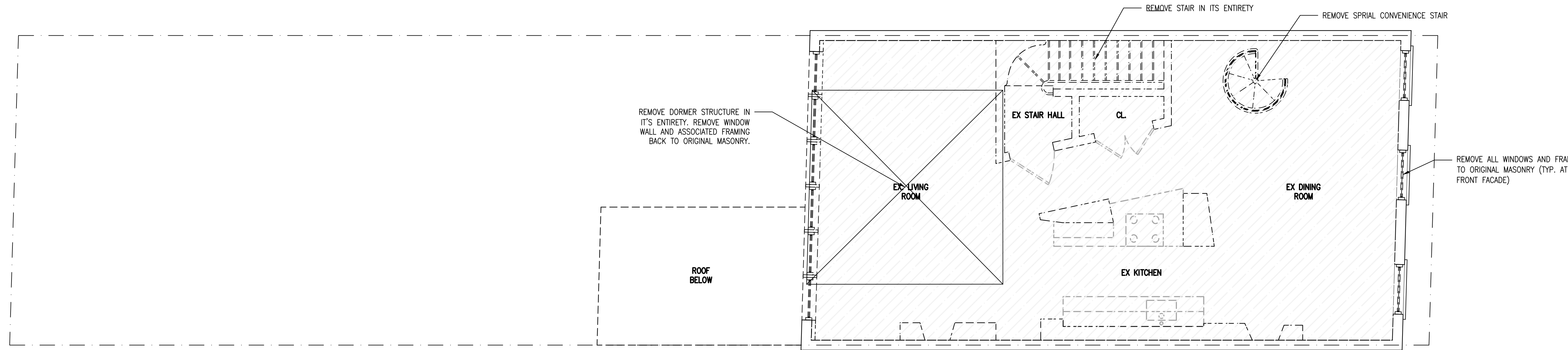




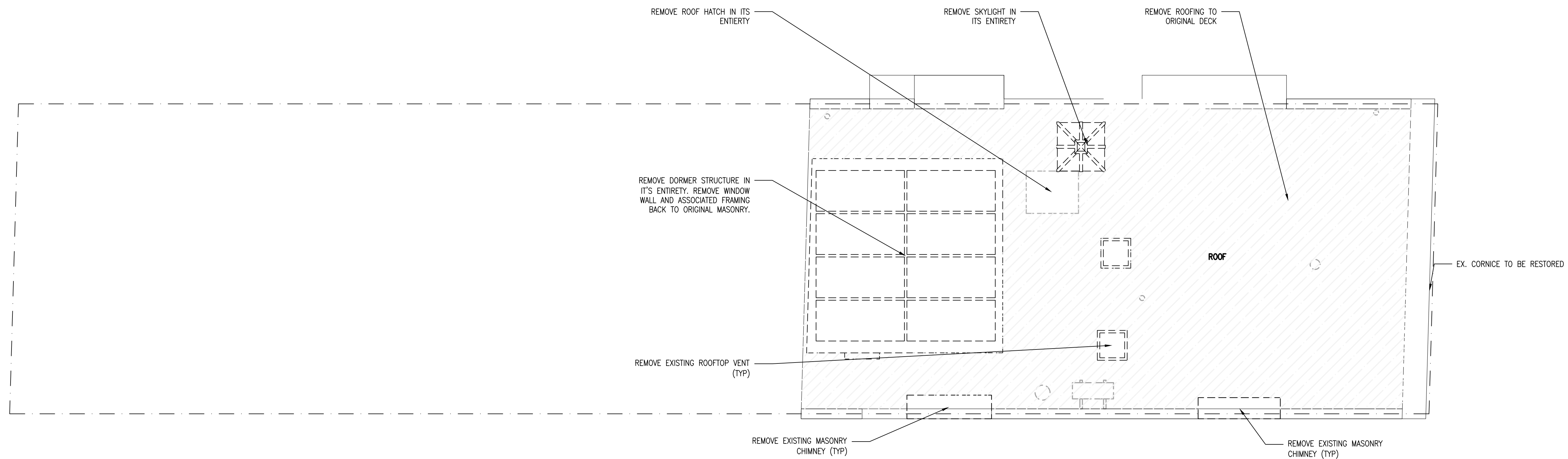
NORTH

DEMOLITION LEGEND

- EXISTING CONSTRUCTION TO REMAIN
- EXISTING NON-LOAD BEARING PARTIAL OR FULL HEIGHT PARTITION, OR PORTION THEREOFF TO BE REMOVED.
- EXISTING DOOR TO REMAIN
- EXISTING DOOR TO BE REMOVED
- EXISTING MILLWORK CABINETRY TO BE REMOVED.
- EXISTING PLUMBING OR MECHANICAL TO BE REMOVED.
- EXISTING FINISH FLOOR IN THIS AREA TO BE REMOVED. DO NOT DISTURB THE EXISTING CONCRETE SLAB FLOOR, FLOOR JOISTS, OR INSULATION LAYER U.O.N.

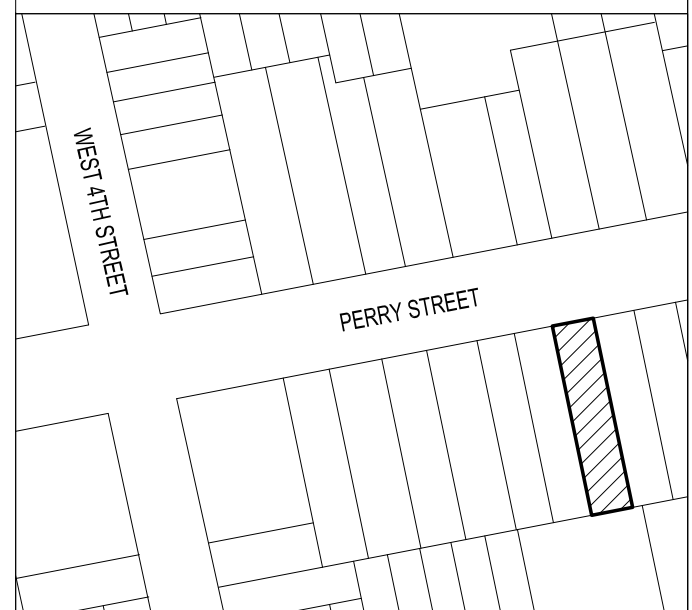


1. 3RD FLOOR DEMOLITION PLAN



2. ROOF DEMOLITION PLAN

KEY PLAN-N.T.S.



ARCHITECT



David Mansfield Architecture & Design pc
 611 Broadway, Suite 618
 New York, NY 10012
 Tel. 212. 684. 1353
 Fax. 212. 532. 4805
 info@dmadpc.com

MECHANICAL CONSULTANTS

STRUCTURAL CONSULTANTS

ISSUE & REVISIONS

No.	DATE	DESCRIPTION
1	XX/XX/XXXX	DOB FILING
2	-	-

PROJECT:

**36 PERRY STREET
 NEW YORK
 NEW YORK 10014**

DRAWING TITLE:

**3RD FLOOR & ROOF
 DEMOLITION PLANS**

SCALE: 1/4" = 1'-0"

SEAL & SIGNATURE

DATE: 03/13/23

PROJECT No: 36P01.00

DRAWING BY: RC

CHECKED BY: DM

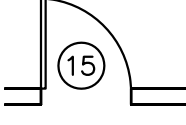


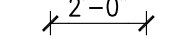
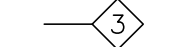



DWG. No:

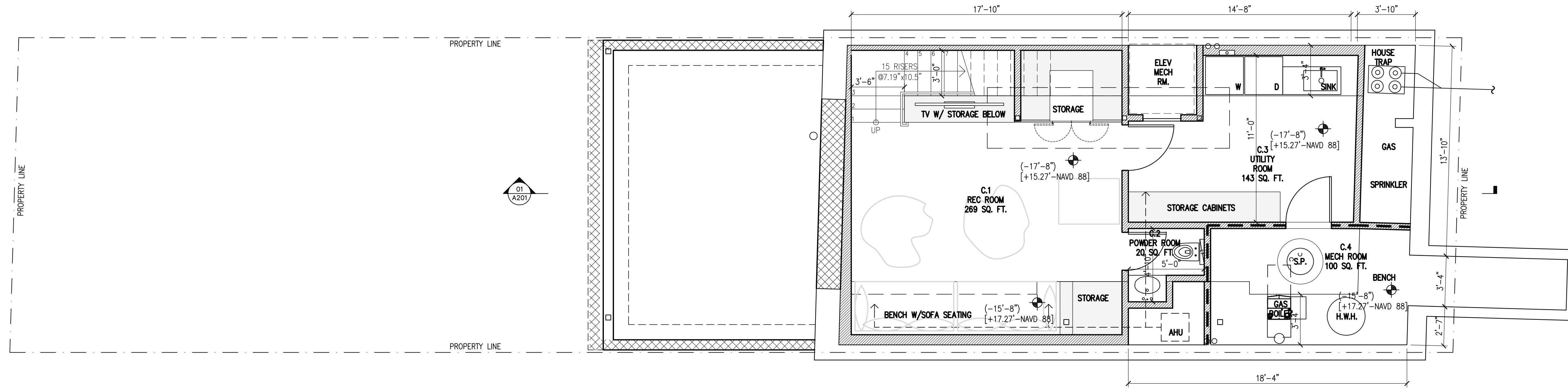
L-802.00

DRAWING XX OF 100

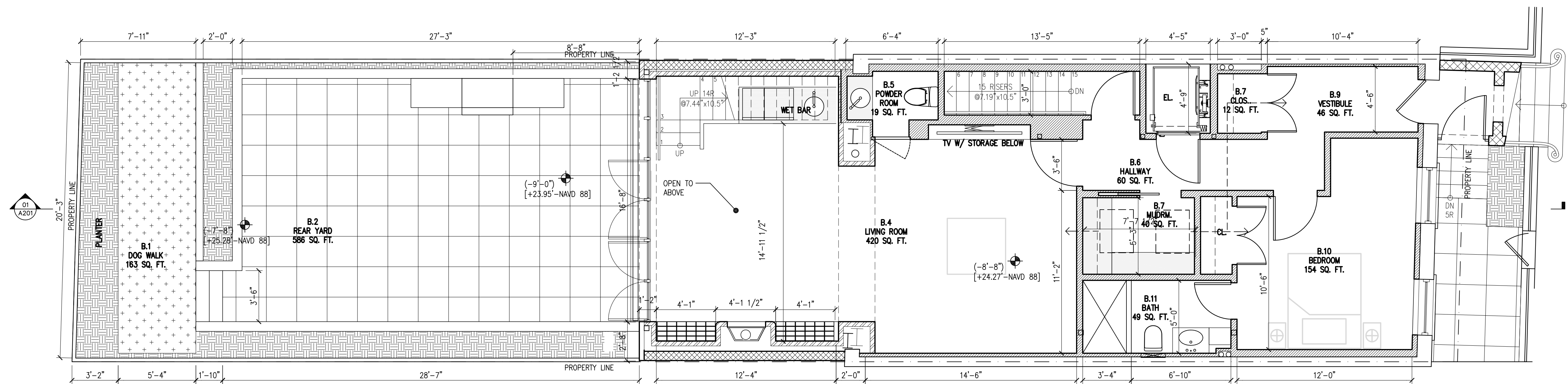


TRUE NORTH PROJECT NORTH

- CONSTRUCTION LEGEND**
-  NEW OR RELOCATED DOOR— DOOR NUMBER 15 SEE DOOR SCHEDULE
 -  NEW FRAMED CONSTRUCTION— SEE PARTITION TYPES
 -  EXISTING MASONRY WALL
 -  DIMENSION TO FACE OF PARTITION, COL. ETC. UNLESS OTHERWISE NOTED
 -  WALL TYPE. SEE PARTITION PLANS FOR DETAILS.
 -  LINE OF BEAM OR SOFFIT OVERHEAD
 -  NEW MILLWORK.
 -  COMBINATION CARBON MONOXIDE/ SMOKE DETECTOR ON CEILING

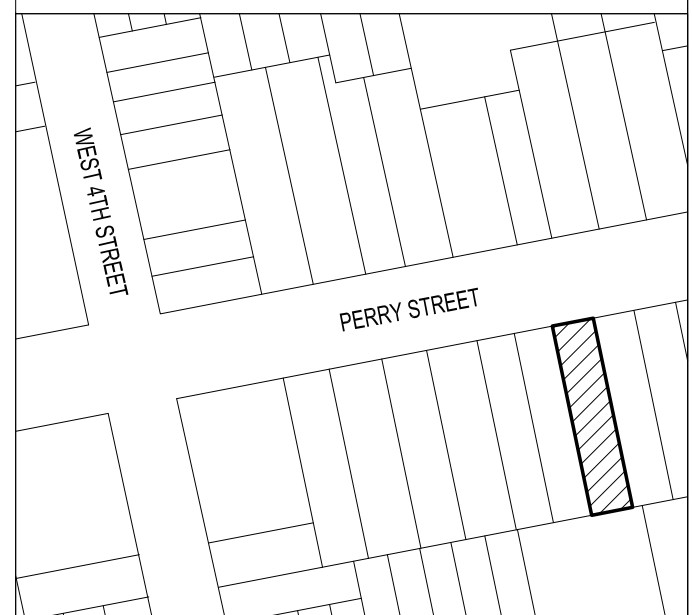


1. CELLAR CONSTRUCTION PLAN



2. BASEMENT CONSTRUCTION PLAN

KEY PLAN-N.T.S. NORTH



ARCHITECT
d M A D
 david Mansfield Architecture & Design pc
 611 Broadway, Suite 618
 New York, NY 10012
 Tel. 212. 684. 1353
 Fax. 212. 532. 4805
 info@dmadpc.com

MECHANICAL CONSULTANTS

STRUCTURAL CONSULTANTS

ISSUE & REVISIONS


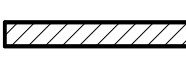

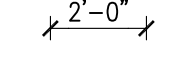
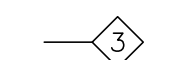



No.	DATE	DESCRIPTION
1	XX/XX/XXXX	DOB FILING
2	-	-

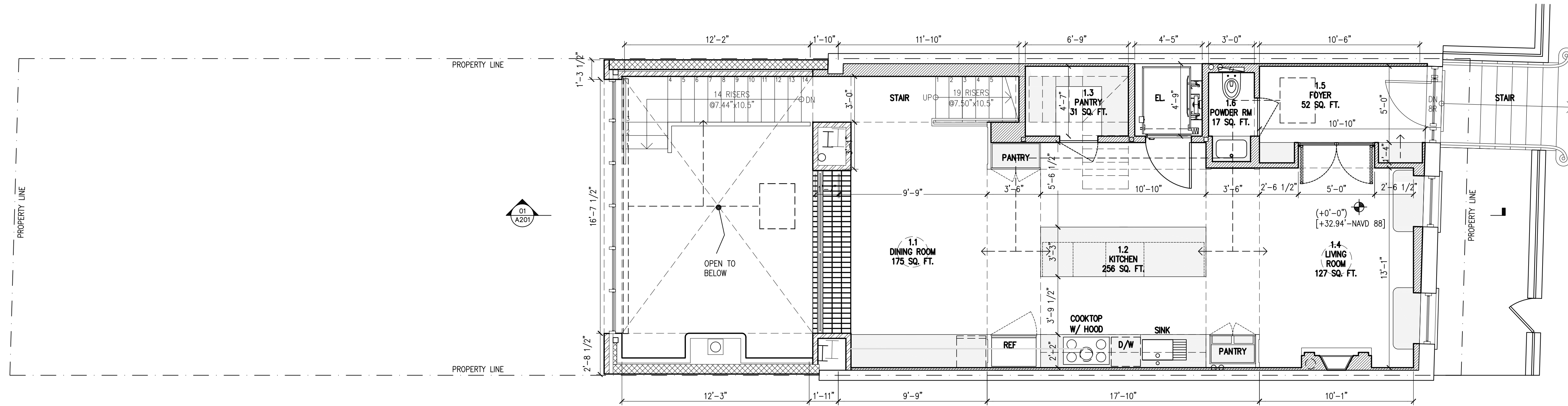
PROJECT:
36 PERRY STREET
NEW YORK
NEW YORK 10014

DRAWING TITLE:
CELLAR & BASEMENT
CONSTRUCTION PLANS

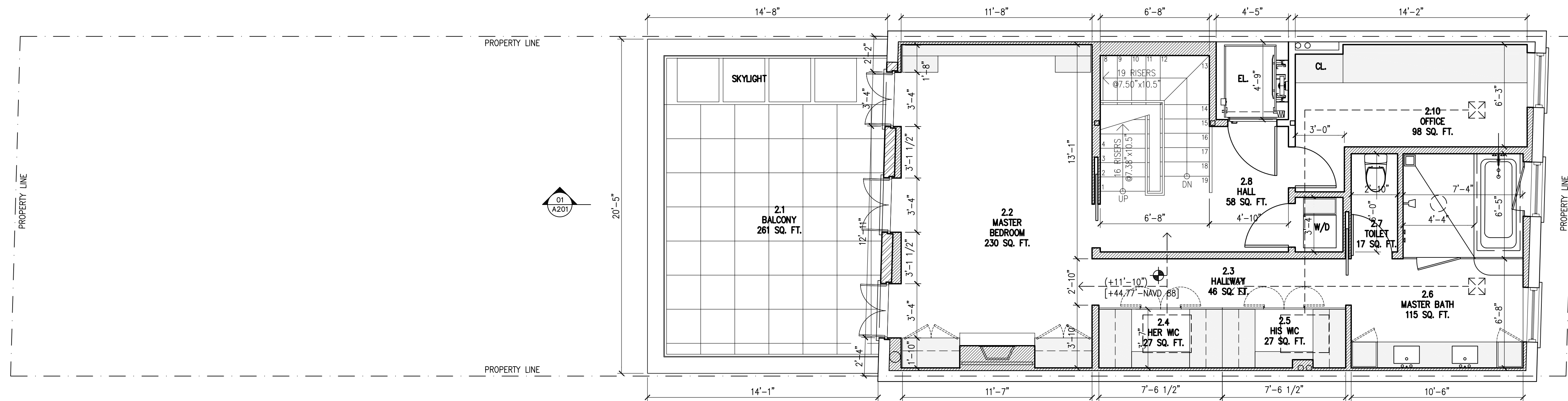
SEAL & SIGNATURE	DATE: 03/13/23
	PROJECT No: 36P01.00
	DRAWING BY: RC
	CHECKED BY: DM
	DWG. No:
	L-900.00
	DRAWING 15 OF 100

TRUE NORTH PROJECT NORTH

- CONSTRUCTION LEGEND**
-  NEW OR RELOCATED DOOR— DOOR NUMBER 15 SEE DOOR SCHEDULE
 -  NEW FRAMED CONSTRUCTION— SEE PARTITION TYPES
 -  EXISTING MASONRY WALL
 -  DIMENSION TO FACE OF PARTITION, COL. ETC. UNLESS OTHERWISE NOTED
 -  WALL TYPE. SEE PARTITION PLANS FOR DETAILS.
 -  LINE OF BEAM OR SOFFIT OVERHEAD
 -  NEW MILLWORK.
 -  COMBINATION CARBON MONOXIDE/ SMOKE DETECTOR ON CEILING

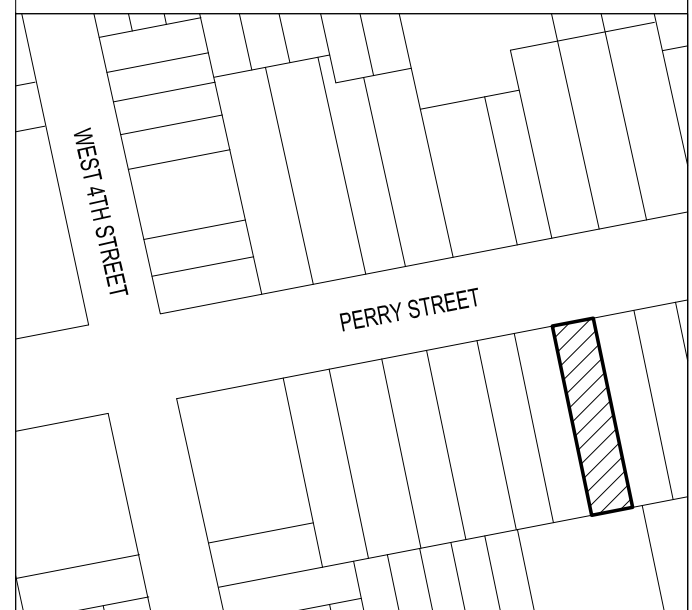


1. 1ST FLOOR CONSTRUCTION PLAN



2. 2ND FLOOR CONSTRUCTION PLAN

KEY PLAN-N.T.S. NORTH



ARCHITECT

 david Mansfield Architecture & Design pc
 611 Broadway, Suite 618
 New York, NY 10012
 Tel. 212. 684. 1353
 Fax. 212. 532. 4805
 info@dmadpc.com

MECHANICAL CONSULTANTS

STRUCTURAL CONSULTANTS

ISSUE & REVISIONS

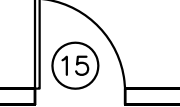
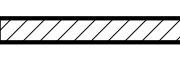

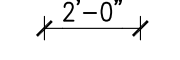
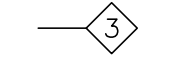



No.	DATE	DESCRIPTION
1	XX/XX/XXXX	DOB FILING
2	-	-

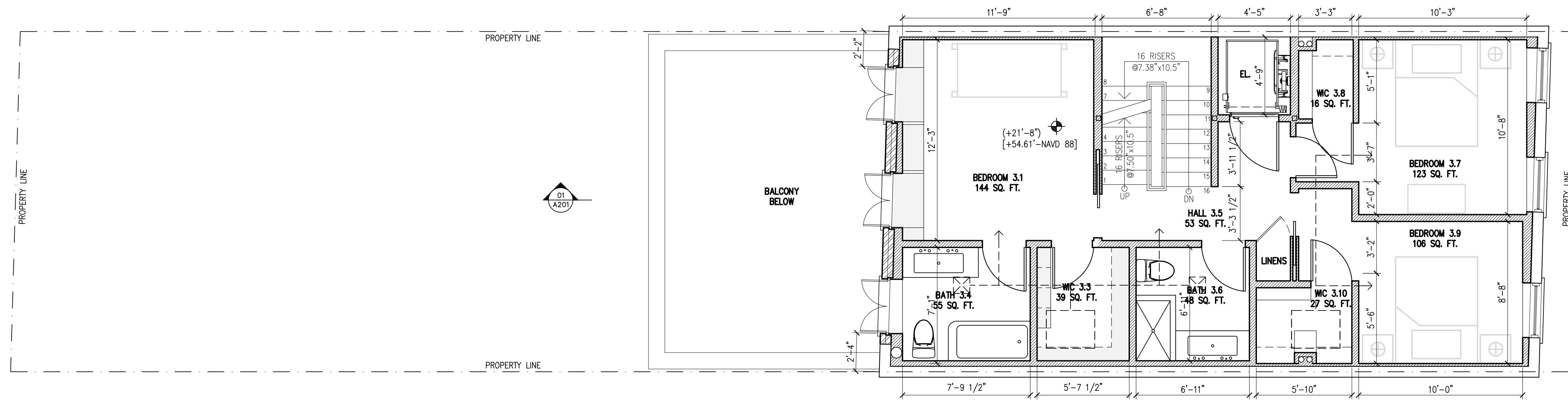
PROJECT:
**36 PERRY STREET
 NEW YORK
 NEW YORK 10014**

DRAWING TITLE:
**1ST & 2ND FLOOR
 CONSTRUCTION PLANS**

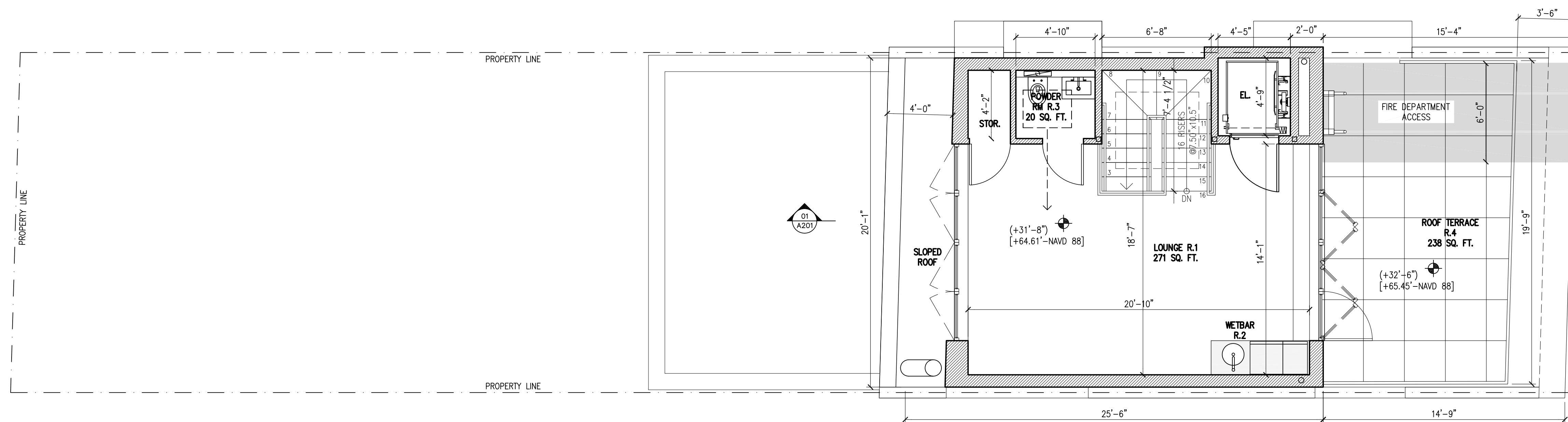
SEAL & SIGNATURE DATE: 03/13/23
 PROJECT No: 36P01.00
 DRAWING BY: RC
 CHECKED BY: DM
 DWG. No:
L-901.00
 DRAWING 15 OF 100

TRUE NORTH PROJECT NORTH

- CONSTRUCTION LEGEND**
-  NEW OR RELOCATED DOOR— DOOR NUMBER 15 SEE DOOR SCHEDULE
 -  NEW FRAMED CONSTRUCTION— SEE PARTITION TYPES
 -  EXISTING MASONRY WALL
 -  DIMENSION TO FACE OF PARTITION, COL. ETC. UNLESS OTHERWISE NOTED
 -  WALL TYPE. SEE PARTITION PLANS FOR DETAILS.
 -  LINE OF BEAM OR SOFFIT OVERHEAD
 -  NEW MILLWORK.
 -  COMBINATION CARBON MONOXIDE/ SMOKE DETECTOR ON CEILING

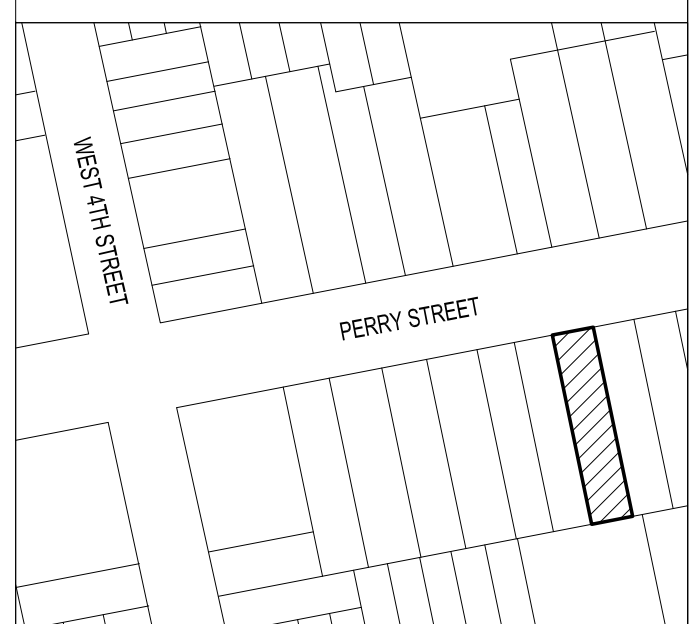



1. 3RD FLOOR CONSTRUCTION PLAN



2. 4TH FLOOR CONSTRUCTION PLAN

KEY PLAN-N.T.S. NORTH



ARCHITECT

 david Mansfield Architecture & Design pc
 611 Broadway, Suite 618
 New York, NY 10012
 Tel. 212. 684. 1353
 Fax. 212. 532. 4805
 info@dmdapc.com

MECHANICAL CONSULTANTS

STRUCTURAL CONSULTANTS

ISSUE & REVISIONS


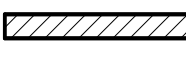

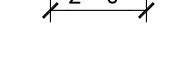
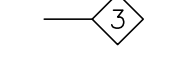



No.	DATE	DESCRIPTION
1	XX/XX/XXXX	DOB FILING
2	-	-

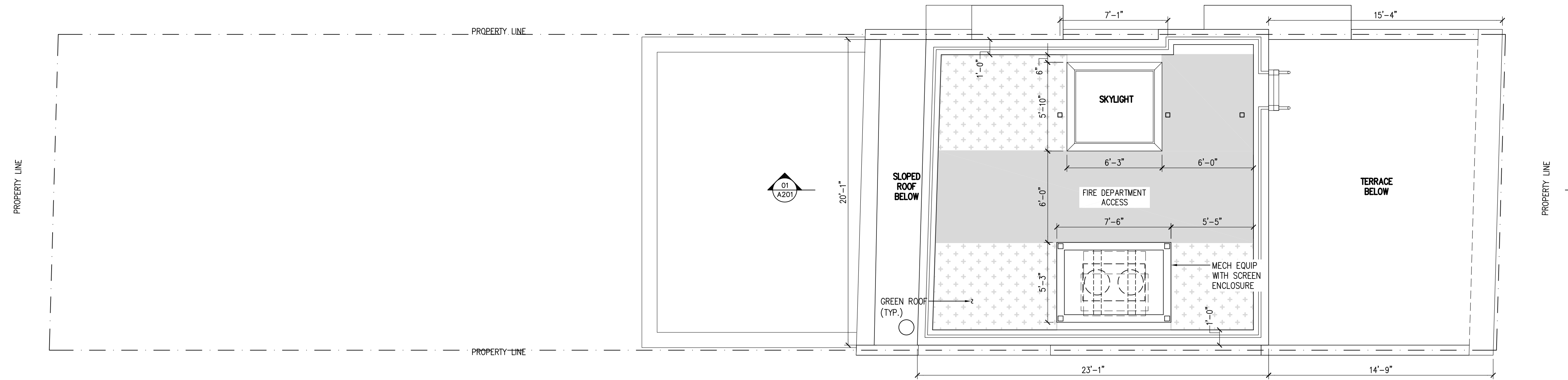
PROJECT:
**36 PERRY STREET
 NEW YORK
 NEW YORK 10014**

DRAWING TITLE:
**3RD & 4TH FLOOR
 CONSTRUCTION PLANS**

SEAL & SIGNATURE	DATE: 03/13/23
	PROJECT No: 36P01.00
	DRAWING BY: RC
	CHECKED BY: DM
	DWG. No: L-902.00
	DRAWING 15 OF 100

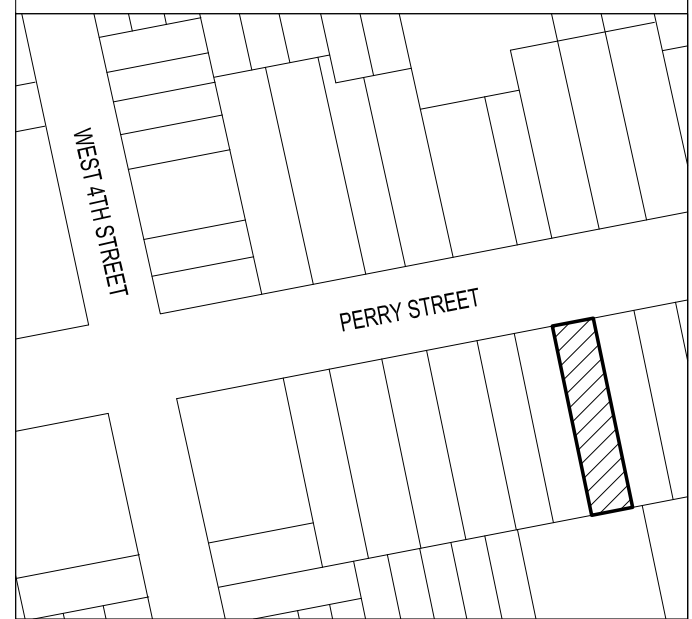
TRUE NORTH PROJECT NORTH

- CONSTRUCTION LEGEND**
-  NEW OR RELOCATED DOOR— DOOR NUMBER 15 SEE DOOR SCHEDULE
 -  NEW FRAMED CONSTRUCTION— SEE PARTITION TYPES
 -  EXISTING MASONRY WALL
 -  DIMENSION TO FACE OF PARTITION, COL. ETC. UNLESS OTHERWISE NOTED
 -  WALL TYPE. SEE PARTITION PLANS FOR DETAILS.
 -  LINE OF BEAM OR SOFFIT OVERHEAD
 -  NEW MILLWORK.
 -  COMBINATION CARBON MONOXIDE/ SMOKE DETECTOR ON CEILING



1. ROOF CONSTRUCTION PLAN

KEY PLAN-N.T.S. NORTH



ARCHITECT

d M A D

David Mansfield Architecture & Design pc
 611 Broadway, Suite 618
 New York, NY 10012
 Tel. 212. 684. 1353
 Fax. 212. 532. 4805
 info@dmdapc.com

MECHANICAL CONSULTANTS

STRUCTURAL CONSULTANTS

ISSUE & REVISIONS

No.	DATE	DESCRIPTION
1	XX/XX/XXXX	DOB FILING
2	-	-

PROJECT:

**36 PERRY STREET
 NEW YORK
 NEW YORK 10014**

DRAWING TITLE:

**ROOF
 CONSTRUCTION PLAN**

SEAL & SIGNATURE	DATE: 03/13/23
	PROJECT No: 36P01.00
	DRAWING BY: RC
	CHECKED BY: DM
	DWG. No:
	L-903.00
	DRAWING 15 OF 100